



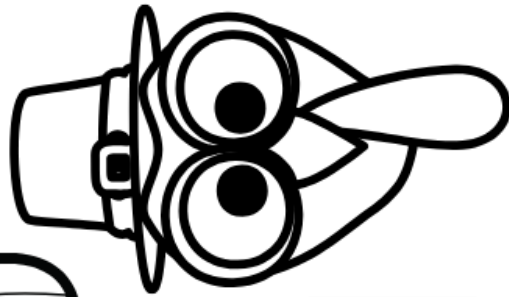

THANKSGIVING

FUN ACTIVITY PACK





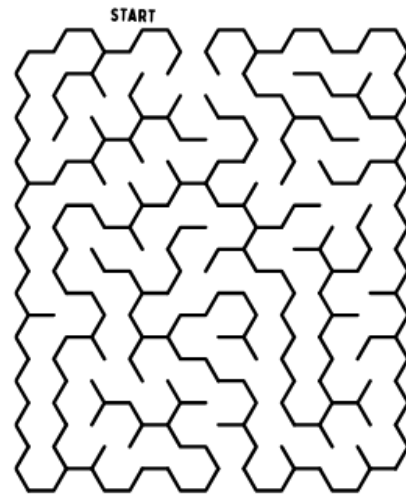

TURKEY CRAFT

Write what you are thankful for in each feather. Next, write your name in the rectangle. Then color and glue each part. Use the picture below to help you.



MAZE MADNESS

Help the turkey finish each maze!



HIDDEN OBJECTS



Find the hidden objects below in the picture above.



GRATEFUL POEM

WRITE AN ACOUSTIC POEM ABOUT WHAT YOU ARE GRATEFUL FOR.

G

R

A

T

E


F

U

L

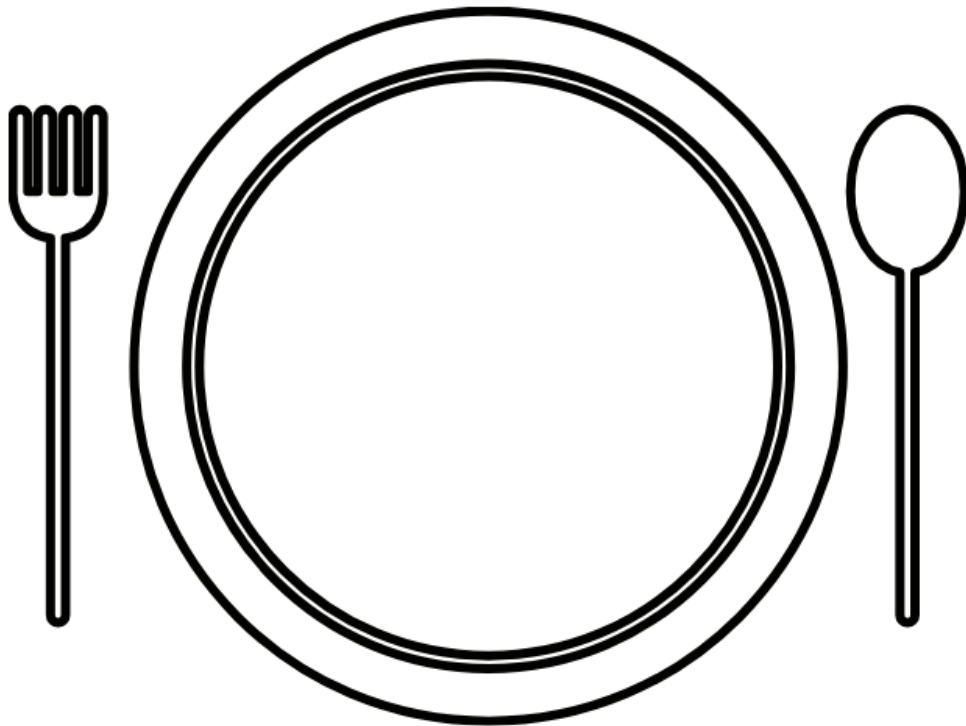
DOT TO DOT

FOLLOW THE NUMBERS TO CONNECT EACH DOT.



PLATEFUL


"LET'S GIVE 'EM PUMPKIN' TO TALK ABOUT



WHAT WILL YOUR THANKSGIVING MEAL LOOK LIKE ? DRAW A PICTURE AND DESCRIBE BELOW.

FEAST MODE!

IN THE POT, COOK UP ALL THE THINGS YOU
ARE GRATEFUL FOR.



HAPPY Thanksgiving DAY



Autumn



So Long for Now

If you enjoyed the Thanksgiving Fun Activity Pack, PLEASE send it on to others.



If you are looking for lots of Free Fun Activities, our Children's Books, MegaCards, Homeschool Textbooks or Children's Bible Curriculum, please visit our website: <https://kidzrockuniversity.com/>

Have an AWESOME Day!

Max Reid | Kidz Rock University