

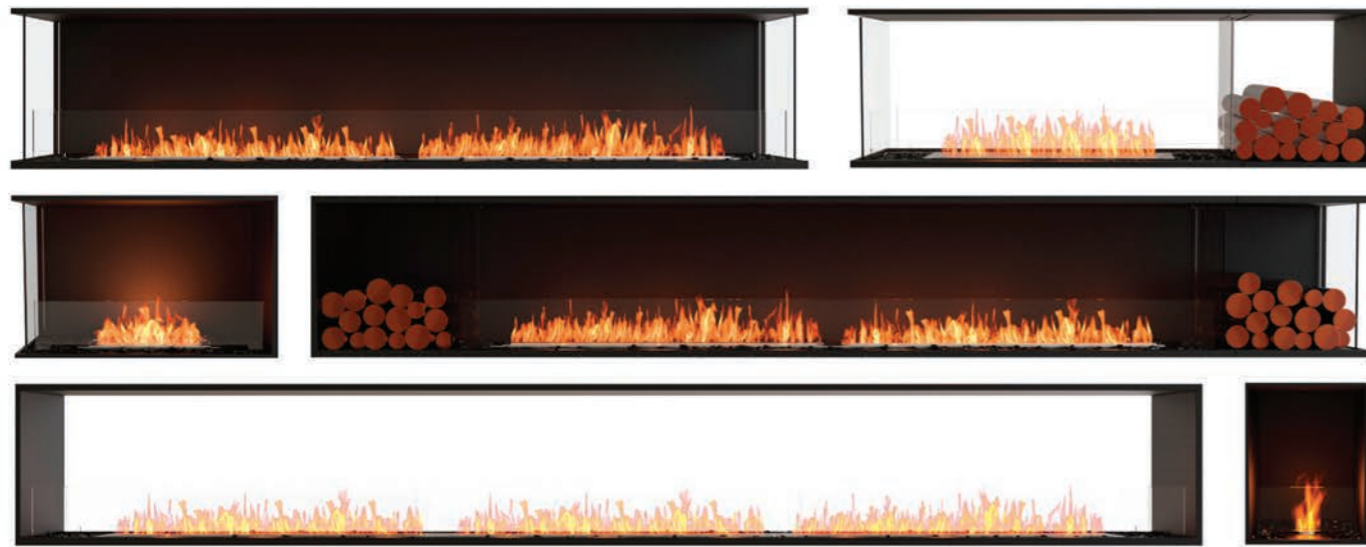
# Flex Fireplace Series

Summary Brochure



# Endless design flexibility

EcoSmart's Flex Series offers unprecedented choice and flexibility. From small to large, residential, commercial or hospitality environments we make it easy to achieve your interior design vision with our flueless fireplaces.



## Flex benefits

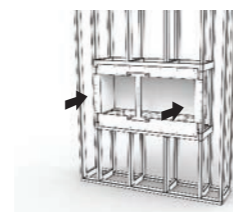
- Four fewer General Contractors
- No gas, no electric
- No chimney or venting
- No hole in envelope of building (no potential for future water leaks)
- No "Call Backs". It works and works and works
- Works in a power outage
- Eco-friendly
- Residential or commercial
- Indoor or outdoor
- 219 models, ranging from 455mm/18in to 4,015mm/158in
- Up to 80% less than custom fireplaces
- These models comply with existing standards in the USA, Europe, UK and Australia. UL Listed, EN 16647 BSI Certified, ACCC Safety Mandate compliant.
- Zero clearance

## Quick & easy installation

Flex Fireplaces are very simple to install. They don't require flue or chimney, nor gas or power connections. You can utilise timber frame to secure the appliance, and no insulation around the fireplace is required.



1 Construct framework

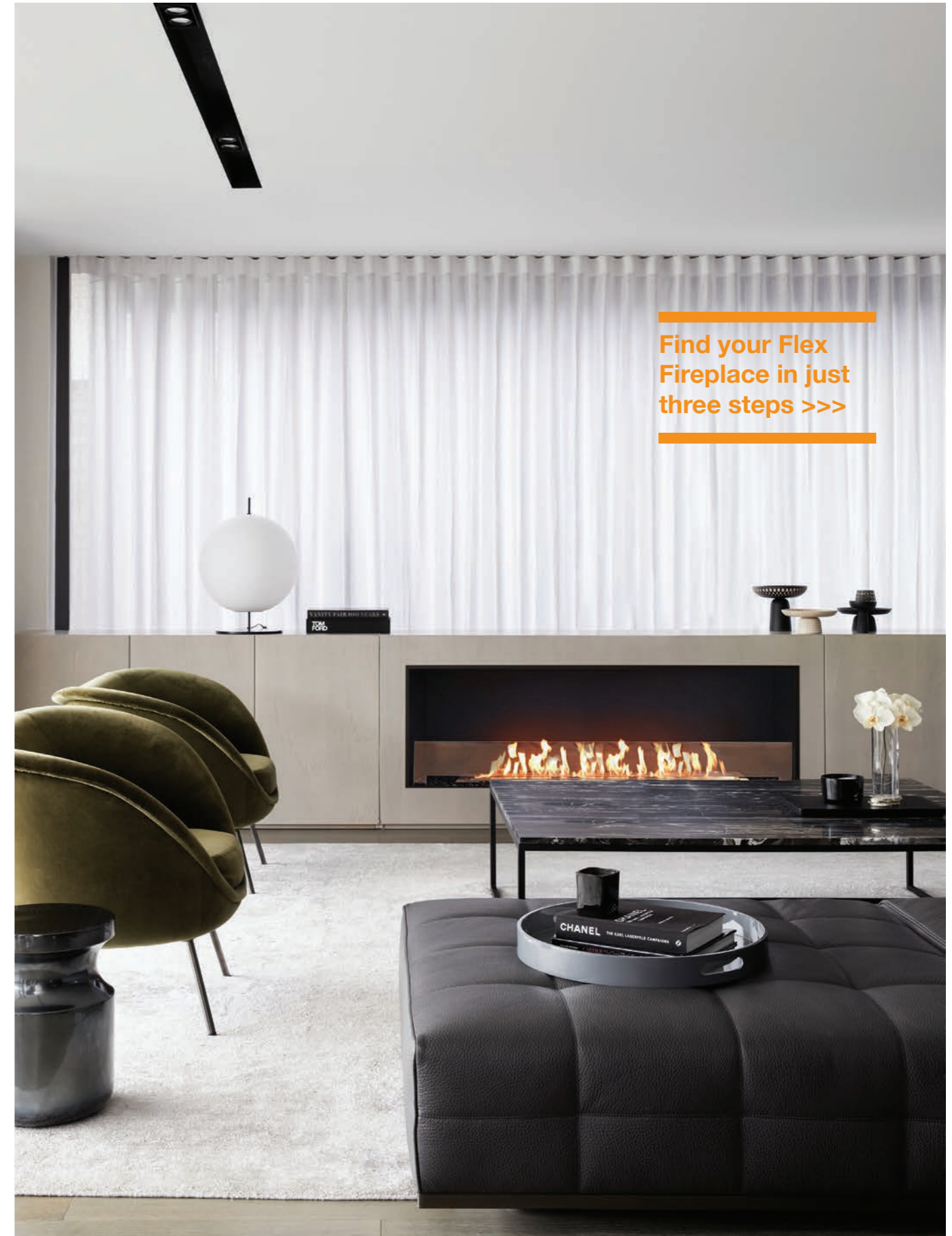


2 Add fireplace



3 Finish surround

Find your Flex  
Fireplace in just  
three steps >>>





# 1. Select fireplace style

Choosing your Flex fireplace style is simple: a fireplace for a single room application, or a model that will work as a room divider and service multiple spaces.

## Single Room

### 1. Single Sided

Features one open side - view the flame from the front.

MODEL: FLEX 50SS

### 2. Left Corner

Features two open sides - view the flame from the front and from the left corner.

MODEL: FLEX 104LC.BXR (INCLUDES RIGHT SIDE DECORATIVE BOX)

### 3. Right Corner

Features two open sides - view the flame from the front and from the right corner.

MODEL: FLEX 86RC

### 4. Bay

Features three open sides - view the flame from the front and both left and right sides.

MODEL: FLEX 122.BX2 (INCLUDES RIGHT AND LEFT SIDE DECORATIVE BOXES)



1.



2.



3.



4.



5a.



5b.

## Room Dividers

### 5a+5b. Double Sided

Features two open sides - view the flame from the front and the back.

MODEL: FLEX 50DB

### 6. Peninsula

Features three open sides - view the flame from the front, back and open side. Install left or right.

MODEL: FLEX 18PN

### 7. Bench

Features all open sides - view the flame from the top, front, back, left and right sides.

MODEL: FLEX 104IL

### 8. Island

Features four open sides - view the flame from the front, back, left and right sides.

MODEL: FLEX 122BN



6. @Rosemont House Luxury B&B, VIC.



7.



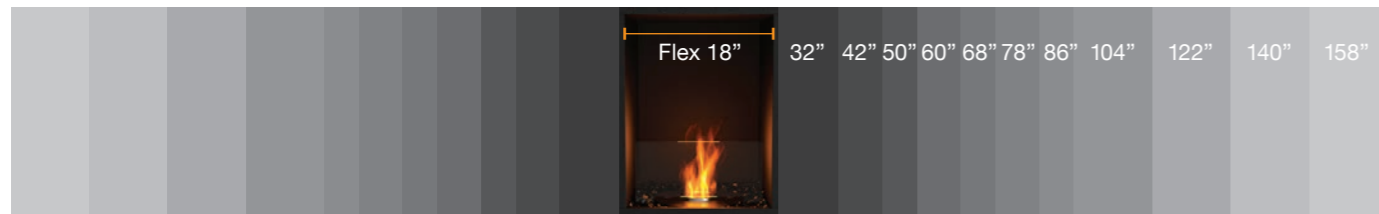
8.



## 2. Select size of viewing area

To select the correct size for your Flex fireplace, consider:

- the total dimensions of your wall
- the viewing area of your appliance once installed, and
- the room size to ensure you have enough ventilation available.



### Viewing area sizes

455mm 18in	810mm 32in	1,065mm 42in	1,270mm 50in	1,525mm 60in	1,730mm 68in	1,985mm 78in	2,185mm 86in	2,645mm 104in	3,100mm 122in	3,560mm 140in	4,015mm 158in
Flex 18	Flex 32	Flex 42	Flex 50	Flex 60	Flex 68	Flex 78	Flex 86	Flex 104	Flex 122	Flex 140	Flex 158

An example of selecting the ideal viewing area based on a 2,500mm [98in] wall.



## 3. Select configuration

Flex fireplaces offer 4 viewing area configurations for most models. Select flame only view or a view with 1 or 2 decorative side boxes.

Steel log sets are available as an optional accessory.




Flame only



Flame plus 2 side boxes (.BX2)



Flame plus 1 side box on the Left (.BXL)



Flame plus 1 side box on the Right (.BXR)

### Viewing area configurations

Flame Only	Flex 18	Flex 32	Flex 42	Flex 50	Flex 68	Flex 86	Flex 104	Flex 122	Flex 158
With 1 Side Box		Flex 50.BX	Flex 60.BX	Flex 68.BX	Flex 86.BX	Flex 104.BX	Flex 122.BX	Flex 140.BX	
With 2 Side Boxes		Flex 68.BX2	Flex 78.BX2	Flex 86.BX2	Flex 104.BX2	Flex 122.BX2	Flex 140.BX2	Flex 158.BX2	
Minimum Room Size	40m <sup>3</sup> [1413f <sup>3</sup> ]	80m <sup>3</sup> [2825f <sup>3</sup> ]	90m <sup>3</sup> [3178f <sup>3</sup> ]	110m <sup>3</sup> [3884f <sup>3</sup> ]	115m <sup>3</sup> [4061f <sup>3</sup> ]	220m <sup>3</sup> [7768f <sup>3</sup> ]	230m <sup>3</sup> [8122f <sup>3</sup> ]	330m <sup>3</sup> [11652f <sup>3</sup> ]	345m <sup>3</sup> [12183f <sup>3</sup> ]

### Included accessories



Jerry Can, Safety Spout & e-NRG bottle adaptor



Lighting Rod & Lighter



Black Glass Charcoal



Glass Fire Screen/s



Baffles (N/A Flex 18)



# Which Flex are you?

Single Sided (SS)

Left Corner (LC)

Right Corner (RC)

Bay (BY)

Peninsula (PN)

Double Sided (DB)

Island (IL)

Bench (BN)

Minimum Room Size

Ranging between 40m<sup>2</sup> [1,413ft<sup>2</sup>]

Ranging between 80m<sup>2</sup> [2,825ft<sup>2</sup>]

Ranging between 90m<sup>2</sup> [3,178ft<sup>2</sup>]

Ranging between 80m<sup>2</sup> [2,825ft<sup>2</sup>] - 110m<sup>2</sup> [3,884ft<sup>2</sup>]

Ranging between 90m<sup>2</sup> [3,178ft<sup>2</sup>]

Ranging between 80m<sup>2</sup> [2,825ft<sup>2</sup>] - 115m<sup>2</sup> [4,061ft<sup>2</sup>]

Ranging between 110m<sup>2</sup> [3,884ft<sup>2</sup>] - 220m<sup>2</sup> [7,768ft<sup>2</sup>]

Ranging between 115m<sup>2</sup> [4,061ft<sup>2</sup>] - 230m<sup>2</sup> [8,122ft<sup>2</sup>]

Ranging between 220m<sup>2</sup> [7,768ft<sup>2</sup>] - 330m<sup>2</sup> [11,652ft<sup>2</sup>]

Ranging between 330m<sup>2</sup> [11,652ft<sup>2</sup>] - 345m<sup>2</sup> [12,183ft<sup>2</sup>]

Flex 18  
viewing area  
18in [455mm]

Flex 32  
viewing area  
32in [810mm]

Flex 42  
viewing area  
42in [1,065mm]

Flex 50  
viewing area  
50in [1,270mm]

Flex 60  
viewing area  
60in [1,525mm]

Flex 68  
viewing area  
68in [1,720mm]

Flex 78  
viewing area  
78in [1,985mm]

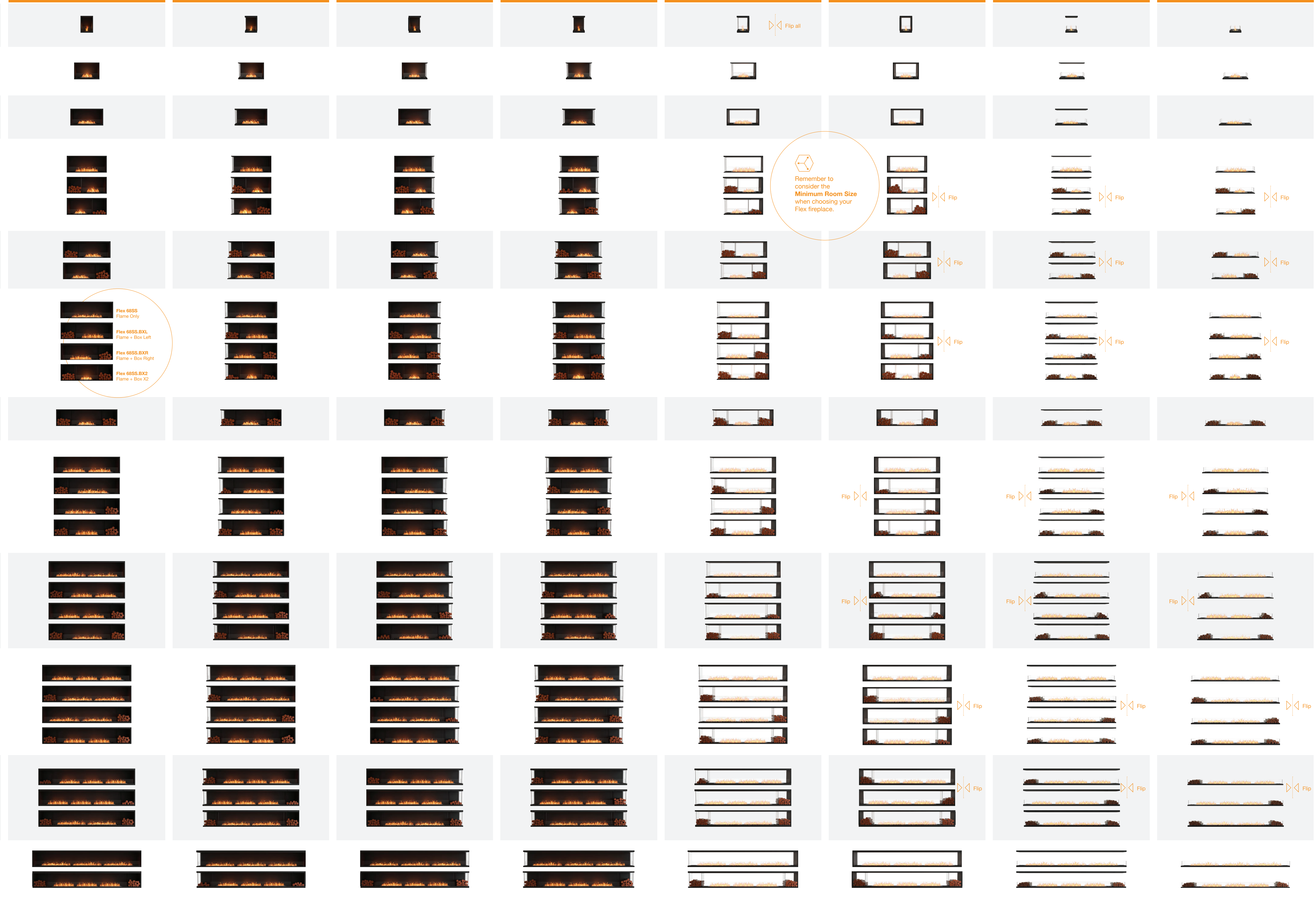
Flex 86  
viewing area  
86in [2,185mm]

Flex 104  
viewing area  
104in [2,645mm]

Flex 122  
viewing area  
122in [3,100mm]

Flex 140  
viewing area  
140in [3,560mm]

Flex 158  
viewing area  
158in [4,015mm]



Flex 68SS  
Flame Only

Flex 68SS.BXL  
Flame + Box Left

Flex 68SS.BXR  
Flame + Box Right

Flex 68SS.BX2  
Flame + Box X2

Remember to consider the Minimum Room Size when choosing your Flex fireplace.





# eco smart fire. com

