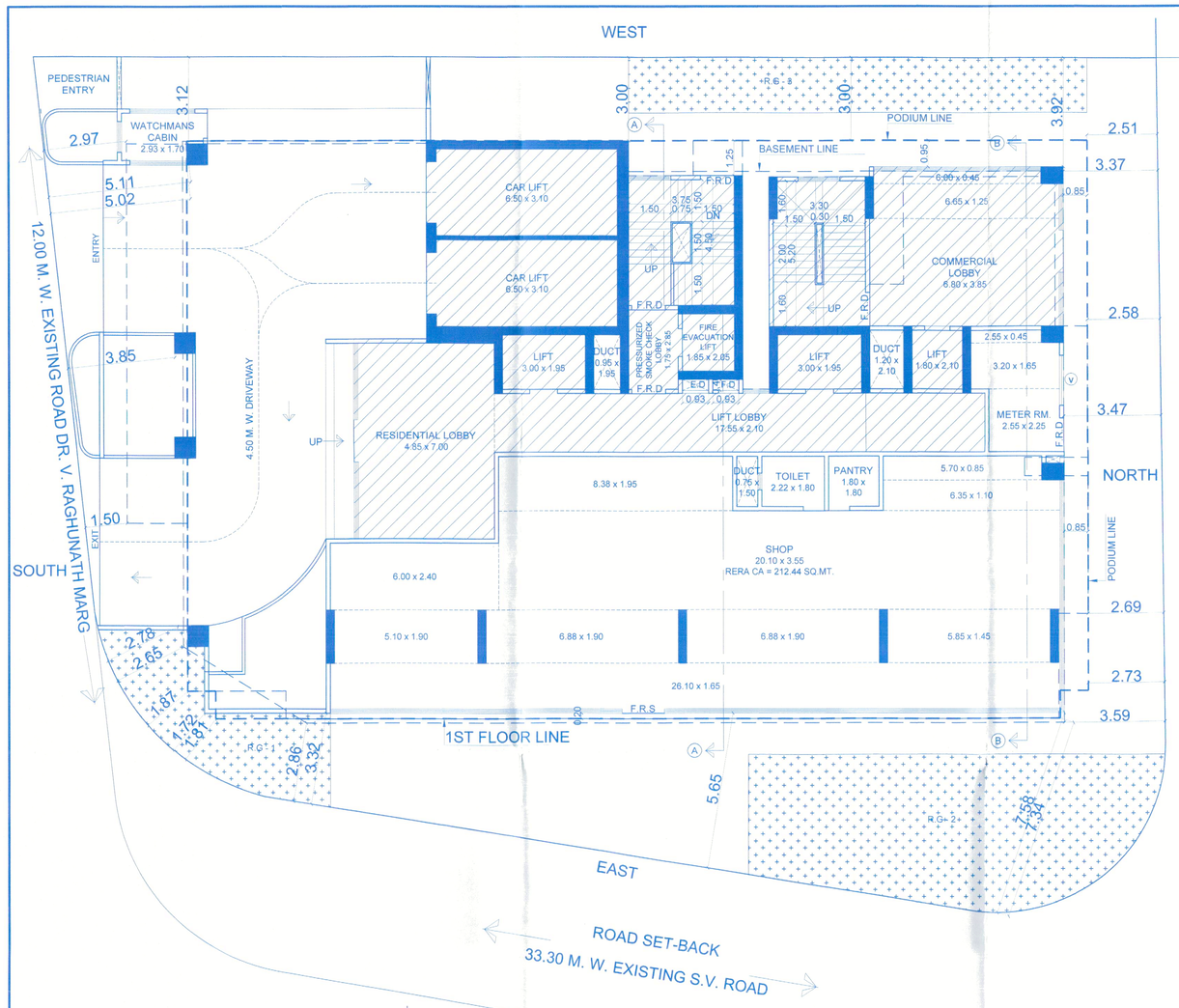

GROUND FLOOR PLAN
SCALE :- 1:100

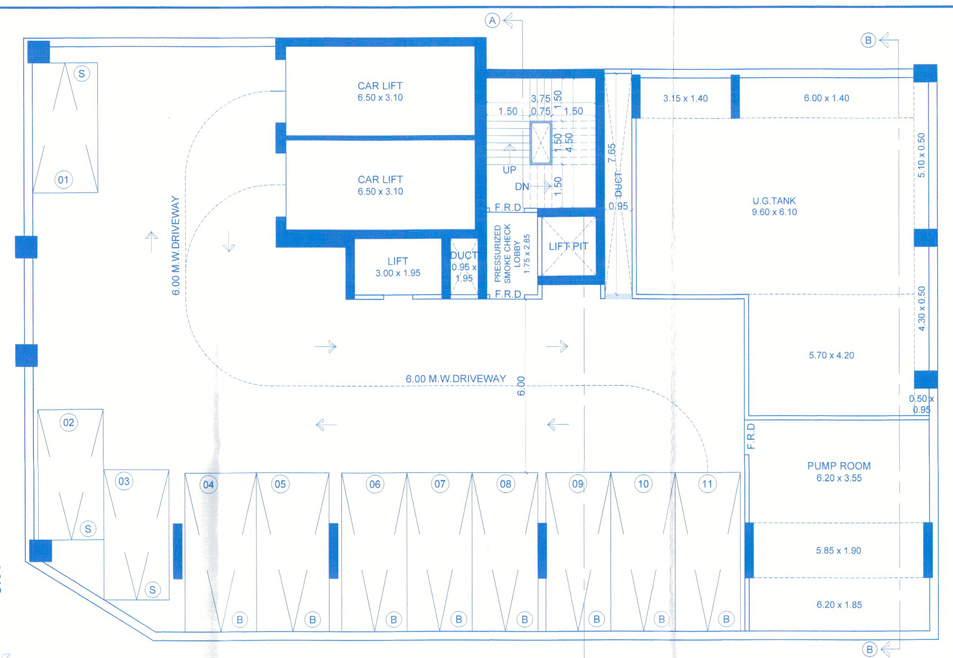

UPPER BASEMENT PLAN
SCALE :- 1:100

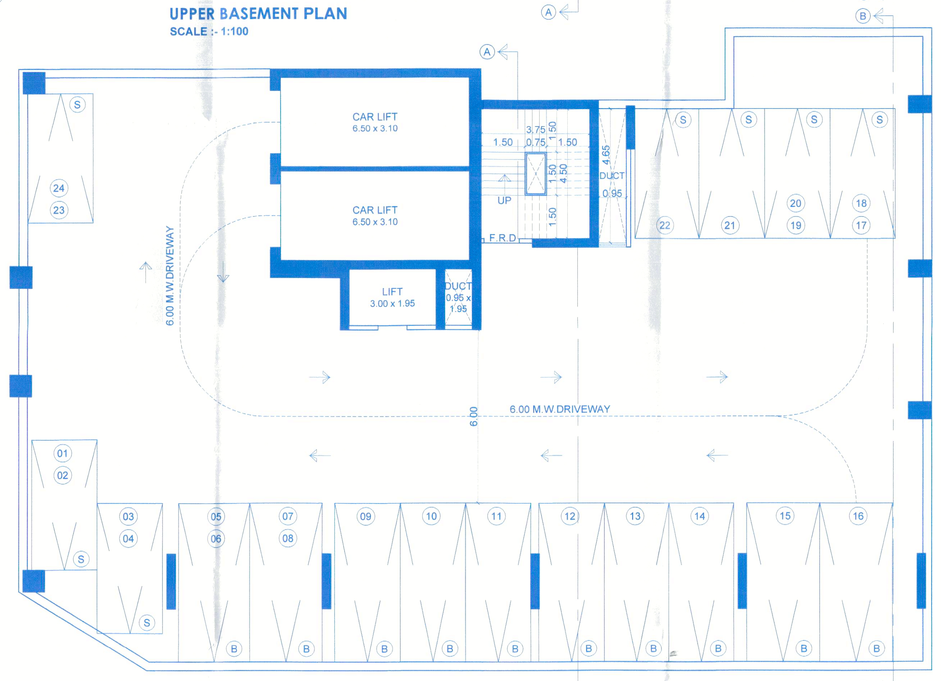

LOWER BASEMENT PLAN
SCALE :- 1:100

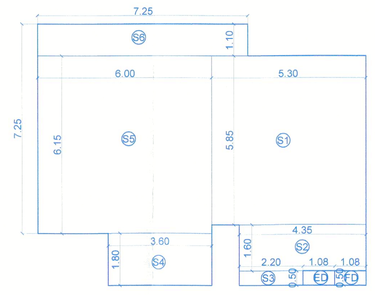

ST, L & LL & E.D & F.D AREA CALCULATION
FOR LOWER BASEMENT FLOOR

ADDITION FOR ST, L & LL AREA

S1 -	5.30	X	5.85	X	1	=	31.01	SQ.MT
S2 -	4.35	X	1.60	X	1	=	6.96	SQ.MT
S3 -	2.20	X	0.50	X	1	=	1.10	SQ.MT
S4 -	3.60	X	1.80	X	1	=	6.48	SQ.MT
S5 -	6.00	X	6.15	X	1	=	36.90	SQ.MT
S6 -	7.25	X	1.10	X	1	=	7.98	SQ.MT
	TOTAL ST, L & LL AREA					=	90.43	SQ.MT (b)

ADDITION FOR E.D & F.D AREA

ED -	1.08	X	0.50	X	1	=	0.54	SQ.MT
FD -	1.08	X	0.50	X	1	=	0.54	SQ.MT
	TOTAL E.D & F.D AREA					=	1.08	SQ.MT (d)

SITE U/R

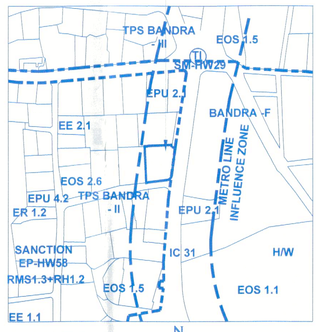

LOCATION PLAN
SCALE :- 1:4000

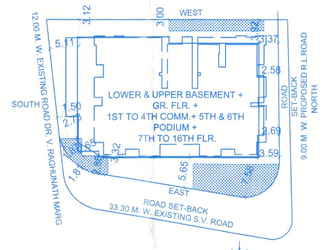

BLOCK PLAN
SCALE :- 1:500

PROFORMA - A
SHEET NO. 1/8

	PLOT AREA STATEMENT	AREA IN SQ.MT
1	AREA OF PLOT	1417.20
2	DEDUCTIONS FOR	
	a) D.P. ROAD SET BACK AREA	318.58
	b) ANY OTHER RESERVATION	- - -
	TOTAL (2a + 2b)	- - -
3	BALANCE AREA OF PLOT (1 - 2)	1098.62
4	DEDUCTION FOR	- - -
	a) RECREATION GROUND (15% Deductable)	
5	NET AREA OF PLOT (3 - 4)	1098.62
6	ADDITIONS FOR F.S.I.	- - -
	a) D.P. ROAD SET BACK AREA	318.58
	b) ANY OTHER RESERVATION	- - -
7	TOTAL PLOT AREA FOR F.S.I. COMPUTATION (5 + 6)	1417.20
8	F.S.I. PERMISSIBLE	4.00
9	MAXIMUM BUA PERMISSIBLE	

9A	ZONAL FSI	PROTECTED FSI	FREE SALE BUA	CLUB SALE BUA (PTC)	
	1.00		1.50	1.50	
	1417.20		2125.80	2125.80	5668.80
	1417.20		4251.60		

10	PROPOSED BUA				
10A	ZONAL FSI	PROTECTED FSI	FREE SALE BUA	CLUB SALE BUA (PTC)	
	1.00		1.50	1.50	
	1417.20		2125.80	2125.80	5668.80
	1417.20		4251.60		
14	SALE BUA PROPOSED IN SITU				3983.02
15	F.S.I. CONSUMED				
16	PERMISSIBLE & PROPOSED SALE FUNGIBLE FSI				
16 a	PERMISSIBLE SALE FUNGIBLE FSI (4251.60 x 35%)				1488.06
	PROPOSED SALE FUNGIBLE FSI				
16 b	PERMISSIBLE PROTECTED SALE FUNGIBLE AREA (WITHOUT PAYING PERM. 1417.20 x 35%)				496.02
	PROPOSED PROTECTED SALE FUNGIBLE AREA				

PROFORMA 'B'

CONTENTS OF SHEET :

GROUND FLOOR PLAN & AREA DIAGRAM & CALCULATION.
BASEMENT FLOOR PLAN & AREA DIAGRAM & CALCULATION.
BUILT-UP AREA STATEMENT , TENEMENT STATEMENT. PARKING STATEMENT.
PLOT AREA CALCULATION , BLOCK PLAN & LOCATION PLAN.

STAMP OF APPROVAL OF PLANS

STAMP OF DATE OF RECEIPT OF PLANS

Approved Subject to the condition
Mentioned in this office permission
Letter No. SRA/ENG/[illegible]/2025 [illegible]
Dt.: 20-JAN-2026
Executive Engineer
Slum Rehabilitation Authority
Bombay

BUILT-UP AREA CALCULATION
FOR GROUND FLOOR

A -	26.40	X	20.50	X	1	=	541.20 SQ.MT
	TOTAL ADDITION					=	541.20 SQ.MT (X)

DEDUCTIONS

1 -	3.60	X	7.10	X	1	=	25.56	SQ.MT
2 -	4.05	X	1.25	X	1	=	5.06	SQ.MT
3 -	0.95	X	7.75	X	1	=	7.36	SQ.MT
4 -	4.55	X	1.30	X	1	=	5.92	SQ.MT
5 -	6.95	X	0.95	X	1	=	6.60	SQ.MT
6 -	0.65	X	0.25	X	1	=	0.16	SQ.MT
7 -	1.00	X	7.15	X	1	=	7.15	SQ.MT
8 -	0.95	X	2.10	X	1	=	2.00	SQ.MT
9 -	0.75	X	1.95	X	1	=	1.46	SQ.MT
10 -	1.20	X	2.25	X	1	=	2.70	SQ.MT
ED -	1.08	X	0.50	X	1	=	0.54	SQ.MT
FD -	1.08	X	0.50	X	1	=	0.54	SQ.MT
	TOTAL DEDUCTION					=	65.05	SQ.MT (a)
	TOTAL GROSS AREA (X-a)					=	476.15	SQ.MT (Y)

DEDUCTION FOR ST, L & LL AREA

S1 -	4.35	X	7.30	X	1	=	31.76	SQ.MT
S2 -	2.20	X	0.50	X	1	=	1.10	SQ.MT
S3 -	3.45	X	1.95	X	1	=	6.73	SQ.MT
S4 -	0.95	X	5.70	X	1	=	5.42	SQ.MT
S5 -	6.00	X	5.85	X	1	=	35.10	SQ.MT
S6 -	7.25	X	1.25	X	1	=	9.06	SQ.MT
S7 -	3.60	X	7.60	X	1	=	27.36	SQ.MT
S8 -	3.45	X	0.15	X	1	=	0.52	SQ.MT
S9 -	2.25	X	2.25	X	1	=	5.06	SQ.MT
	TOTAL ST, L & LL AREA					=	122.11	SQ.MT (b)

DEDUCTION FOR METER ROOM AREA

M1 -	4.50	X	0.65	X	1	=	2.93	SQ.MT
M2 -	2.85	X	2.40	X	1	=	6.84	SQ.MT
M3 -	2.20	X	2.10	X	1	=	4.62	SQ.MT
	TOTAL METER ROOM AREA					=	14.40	SQ.MT (c)

DEDUCTION FOR ENTRANCE LOBBY AREA

E1 -	5.00	X	3.10	X	1	=	15.50	SQ.MT
E2 -	5.15	X	4.05	X	1	=	20.86	SQ.MT
E3 -	13.15	X	2.10	X	1	=	27.62	SQ.MT
E4 -	6.95	X	5.70	X	1	=	39.62	SQ.MT
E5 -	3.60	X	2.25	X	1	=	8.10	SQ.MT
E6 -	0.65	X	2.25	X	1	=	1.46	SQ.MT
	TOTAL ENTRANCE LOBBY AREA					=	113.16	SQ.MT (d)
	NET BUILT-UP AREA [(Y) - (b) - (c) - (d)]					=	226.48	SQ.MT (e)

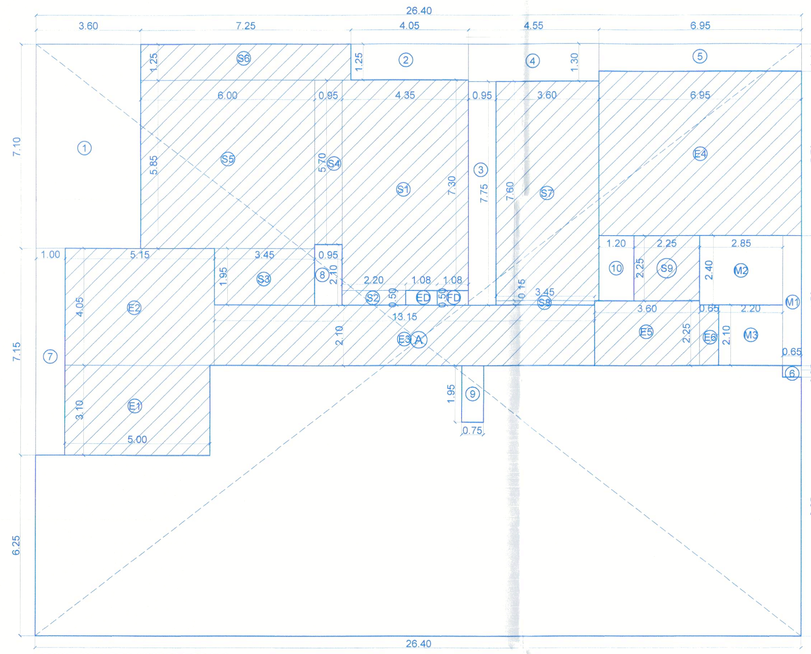

BUILT-UP AREA LINE DIAGRAM
1St FLOOR SCALE 1:100

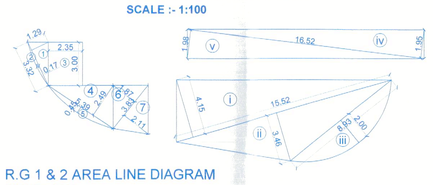

R.G 1 & 2 AREA LINE DIAGRAM
SCALE :- 1:200

R.G 1, 2 & 3 AREA CALCULATION BY TRIANGULATION METHOD

1	3.32	X	1.29	X	0.50	=	2.14	SQ.MT.
2	3.32	X	0.17	X	0.67	=	0.38	SQ.MT.
3	2.35	X	3.00	X	1.00	=	7.05	SQ.MT.
4	5.39	X	2.49	X	0.50	=	6.71	SQ.MT.
5	5.39	X	0.45	X	0.67	=	1.63	SQ.MT.
6	3.83	X	1.87	X	0.50	=	3.58	SQ.MT.
7	3.83	X	2.11	X	0.50	=	4.04	SQ.MT.
					TOTAL AREA	=	25.53	SQ.MT. X

R.G 2 AREA

i	15.52	X	4.15	X	0.50	=	32.20	SQ.MT.
ii	15.52	X	3.46	X	0.50	=	26.85	SQ.MT.
iii	8.93	X	2.00	X	0.67	=	11.97	SQ.MT.
					TOTAL AREA	=	71.02	SQ.MT. Y

R.G 3 AREA

iv	16.54	X	1.97	X	0.50	=	16.29	SQ.MT.
v	16.54	X	2.01	X	0.50	=	16.63	SQ.MT.
					TOTAL AREA	=	32.92	SQ.MT. Z
	TOTAL R.G AREA (X + Y + Z)					=	129.47	SQ.MT.

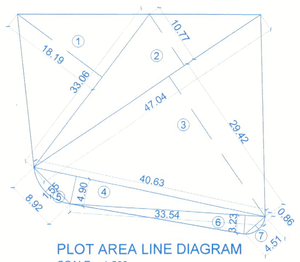

PLOT AREA LINE DIAGRAM
SCALE :- 1:500

PLOT AREA CALCULATION BY TRIANGULATION METHOD

1	33.06	X	18.19	X	0.50	=	300.68	SQ.MT.
2	47.04	X	10.77	X	0.50	=	253.31	SQ.MT.
3	47.04	X	29.42	X	0.50	=	691.96	SQ.MT.
4	42.95	X	4.90	X	0.50	=	105.22	SQ.MT.
5	8.92	X	1.55	X	0.67	=	9.26	SQ.MT.
6	33.54	X	3.23	X	0.50	=	54.17	SQ.MT.
7	4.51	X	0.86	X	0.67	=	2.60	SQ.MT.
					TOTAL PLOT AREA	=	1417.20	SQ.MT.

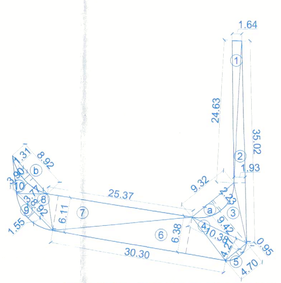

SET BACK AREA LINE DIAGRAM
SCALE :- 1:500

SET-BACK AREA CALCULATION BY TRIANGULATION METHOD

1	24.63	X	1.64	X	0.50	=	20.20	SQ.MT.
2	35.02	X	1.93	X	0.50	=	33.79	SQ.MT.
3	9.42	X	9.32	X	0.50	=	43.90	SQ.MT.
4	10.38	X	4.27	X	0.50	=	22.16	SQ.MT.
5	4.70	X	0.95	X	0.67	=	2.99	SQ.MT.
6	30.30	X	6.38	X	0.50	=	96.66	SQ.MT.
7	25.26	X	6.11	X	0.50	=	77.18	SQ.MT.
8	8.92	X	3.77	X	0.50	=	16.81	SQ.MT.
9	8.92	X	1.55	X	0.67	=	9.26	SQ.MT.
10	8.92	X	3.90	X	0.50	=	17.39	SQ.MT.
					TOTAL AREA	=	340.34	SQ.MT. X

DEDUCTION AREA

a	9.32	X	2.23	X	0.67	=	13.93	SQ.MT.
b	8.92	X	1.31	X	0.67	=	7.83	SQ.MT.
					TOTAL AREA	=	21.76	SQ.MT. Y
	TOTAL SET BACK AREA (X - Y)					=	318.58	SQ.MT. Z

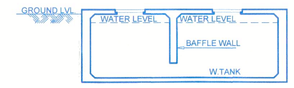

THROUGH U G TANK
SCALE - 1:100

TENEMENT STATEMENT

TYPE OF BLDG.	FLOOR	SALE T/S RESI.	SALE T/S COMM.	SALE T/S TOTAL
SALE BLDG.	GR. FLR.	- - -	01	01
	1ST FLR.	- - -	06	06
	2ND FLR.	- - -	05	05
	3RD FLR.	- - -	05	05
	4TH FLR.	- - -	05	05
	5TH PODIUM FLR.	- - -	- - -	- - -
	6TH PODIUM FLR.	- - -	- - -	- - -
	7TH REFUGE FLR.	- - -	- - -	- - -
	8TH FLR.	03 X 1 FLR. 03	- - -	03
	9TH FLOOR	04 X 1 FLR. 04	- - -	04
	10TH FLOOR	04 X 1 FLR. 04	- - -	04
	11TH FLOOR	04 X 1 FLR. 04	- - -	04
	12TH FLOOR	04 X 1 FLR. 04	- - -	04
	13TH FLOOR	04 X 1 FLR. 04	- - -	04
	14TH REFUGE FLOOR	03 X 1 FLR. 03	- - -	03
	15TH & 16TH FLOOR	04 X 2 FLR. 08	- - -	08
TOTAL		34	22	56

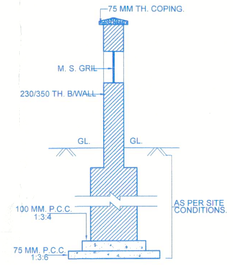

DETAIL OF COMPOUND WALL

PARKING AREA STATEMENT

AREA OF PLOT	NO. OF FLAT	PARKING REQD.	PARKING
(A) BELOW 45 SQ.MT	00 NOS.	1 FOR 8 NOS.	NIL
(B) 45 TO 60 SQ.MT	00 NOS.	1 FOR 4 NOS.	NIL
(C) 60 TO 90 SQ.MT	09 NOS.	1 FOR 2 NOS.	4.50 NOS.
(D) ABOVE 90 SQ.MT	25 NOS.	1 FOR 1 NOS.	25.00 NOS.
TOTAL	34 NOS.		30.00 NOS. (a)
ADDITIONAL 10 % VISITOR (30.00 X 10%)			3.00 NOS. (b)
TOTAL RESIDENTIAL CAR PARKING REQUIRED (d+e) (30.00 + 3.00)			33.00 NOS. (c)

PARKING AREA STATEMENT FOR SALE COMM. SHOPS, BUSINESS / IT OFFICES
GROUND TO 4TH FLOOR

TOTAL COMM. BUILT- UP AREA = 2090.02 SQMT.

FOR COMM., ONE PARKING IS REQUIRED FOR 40 SQMT
UPTO 800 SQMT. THERE AFTER ONE PARKING IS REQD. FOR
EVERY 80 SQMT. = 36.13 NOS. (d)
2090.02 - 800 = 1290.02 / 80

VISITORS PARKG. FOR COMM. (10%, OR MIN. 2 NOS.) = 3.61 NOS. (e)
(36.13 X 10%) = 3.61 NOS

TOTAL COMMERCIAL CAR PARKING REQUIRED (d+e) (36.13 + 3.61)	39.74 NOS. say, 40.00 NOS.	(f)
TOTAL RESI. + COMM. CAR PARKING REQUIRED (c + f) (33.00 + 40.00)	73.00 NOS.	
TOTAL RESI. + COMM. PARKING PROPOSED	73.00 NOS.	

STATEMENT OF PARKING ARRANGEMENT

DESCRIPTION OF PARKING PLACE	SIZE OF PARKING BIG PARKING	SIZE OF PARKING SMALL PARKING	TOTAL NO. PARKING
LOWER BASEMENT FLR.	2.50 X 5.50 = 12	2.30 X 4.50 = 12	24 NOS.
UPPER BASEMENT FLR.	2.50 X 5.50 = 09	2.30 X 4.50 = 03	11 NOS.
5TH FLR.	2.50 X 5.50 = 12	2.30 X 4.50 = 05	17 NOS.
6TH FLR.	2.50 X 5.50 = 13	2.30 X 4.50 = 08	21 NOS.
TOTAL	45 NOS.	28 NOS.	73 NOS.
TOTAL NO. PARKING REQD.			73.00 NOS.
TOTAL NO. PARKING PROV.			73.00 NOS.

BUILT-UP AREA STATEMENT OF SALE BLDG.

FLOORS	A EXIS. SALE COMM. CORE B.U.A	B EXIS.SALE COMM. FUNGIBLE B.U.A	C EXCESS.SALE B.U.A EXIS. TEN. COMM.	D EXIS. SALE RESI. CORE B.U.A	E EXIS.SALE RESI. FUNGIBLE B.U.A	F EXCESS SALE B.U.A EXIS. TEN. RESI.	G SALE COMM. CORE B.U.A.	H SALE COMM. FUNGIBLE AREA	I = (A+B+C+G) SALE COMM. TOTAL B.U.A.	J SALE RESI. CORE B.U.A	K SALE RESI. FUNGIBLE	L = (D+E+F+J) SALE RESI TOTAL B.U.A.	M SALE TOTAL B.U.A.
GROUND FLOOR	- - - -	- - - -	- - - -	- - - -	- - - -	- - - -	226.48 SQ.MT	- - - -	226.48 SQ.MT	- - - -	- - - -	- - - -	226.48 SQ.MT
1ST FLR.	275.05 SQ.MT.	96.27 SQ.MT.	87.56 SQ.MT.	- - - -	- - - -	- - - -	7.02 SQ.MT	- - - -	465.90 SQ.MT	- - - -	- - - -	- - - -	465.90 SQ.MT
2ND FLR.	126.08 SQ.MT	44.13 SQ.MT	38.06 SQ.MT	- - - -	- - - -	- - - -	236.29 SQ.MT	- - - -	444.56 SQ.MT	- - - -	- - - -	- - - -	444.56 SQ.MT
3RD FLR.	- - - -	- - - -	- - - -	- - - -	- - - -	- - - -	476.54 SQ.MT	- - - -	476.54 SQ.MT	- - - -	- - - -	- - - -	476.54 SQ.MT
4TH FLR.	- - - -	- - - -	- - - -	- - - -	- - - -	- - - -	476.54 SQ.MT	- - - -	476.54 SQ.MT	- - - -	- - - -	- - - -	476.54 SQ.MT
5TH FLR. (PODIUM)	- - - -	- - - -	- - - -	- - - -	- - - -	- - - -	- - - -	- - - -	- - - -	- - - -	- - - -	- - - -	- - - -
6TH FLR. (PODIUM)	- - - -	- - - -	- - - -	- - - -	- - - -	- - - -	- - - -	- - - -	- - - -	- - - -	- - - -	- - - -	- - - -
7TH FLR. (REFUGE)	- - - -	- - - -	- - - -	- - - -	- - - -	- - - -	- - - -	- - - -	- - - -	54.37 SQ.MT	- - - -	54.37 SQ.MT	54.37 SQ.MT
8TH FLR.	- - - -	- - - -	- - - -	194.60 SQ.MT	68.11 SQ.MT	90.04 SQ.MT	- - - -	- - - -	- - - -	37.09 SQ.MT	- - - -	389.84 SQ.MT	389.84 SQ.MT
9TH FLR.	- - - -	- - - -	- - - -	166.71 SQ.MT	58.35 SQ.MT	34.50 SQ.MT	- - - -	- - - -	- - - -	115.40 SQ.MT	- - - -	374.96 SQ.MT	374.96 SQ.MT
10TH FLR.	- - - -	- - - -	- - - -	166.16 SQ.MT	58.16 SQ.MT	74.57 SQ.MT	- - - -	- - - -	- - - -	88.68 SQ.MT	- - - -	387.57 SQ.MT	387.57 SQ.MT
11TH FLR.	- - - -	- - - -	- - - -	245.66 SQ.MT	85.98 SQ.MT	48.52 SQ.MT	- - - -	- - - -	- - - -	7.41 SQ.MT	- - - -	387.57 SQ.MT	387.57 SQ.MT
12TH FLR.	- - - -	- - - -	- - - -	167.40 SQ.MT	58.59 SQ.MT	87.43 SQ.MT	- - - -	- - - -	- - - -	111.88 SQ.MT	- - - -	425.30 SQ.MT	425.30 SQ.MT
13TH FLR.	- - - -	- - - -	- - - -	- - - -	- - - -	- - - -	- - - -	- - - -	- - - -	448.59 SQ.MT	- - - -	448.59 SQ.MT	448.59 SQ.MT
14TH FLR. (REFUGE)	- - - -	- - - -	- - - -	73.04 SQ.MT	25.57 SQ.MT	43.46 SQ.MT	- - - -	- - - -	- - - -	265.43 SQ.MT	- - - -	407.50 SQ.MT	407.50 SQ.MT
15TH FLR.	- - - -	- - - -	- - - -	- - - -	- - - -	- - - -	- - - -	- - - -	- - - -	468.73 SQ.MT	- - - -	468.73 SQ.MT	468.73 SQ.MT
16TH FLR.	- - - -	- - - -	- - - -	- - - -	- - - -	- - - -	- - - -	- - - -	- - - -	458.43 SQ.MT	- - - -	458.43 SQ.MT	458.43 SQ.MT
TOTAL	401.13 SQ.MT	140.40 SQ.MT	125.62 SQ.MT	1013.57 SQ.MT	354.76 SQ.MT	378.52 SQ.MT	1422.87 SQ.MT	- - - -	2090.02 SQ.MT	2056.01 SQ.MT	- - - -	3802.86 SQ.MT	5892.88 SQ.MT

TOTAL EXISTING COMM. EXCESS BUA CORE + EXISTING RESI. EXCESS BUA CORE + SALE COMM. BUA + SALE RESI. BUA (125.62+378.52+1422.87+2056.01)	= 3983.02 SQ.MT	a
EXCESS FITNESS CENTER AREA	= 30.82 SQ.MT	b
TOTAL SALE BUA (a + b)	= 4013.84 SQ.MT	
EXISTING TEN. CORE AREA (A+D)	= 1414.70 SQ.MT	
EXISTING TEN.FUNGIBLE AREA	= 495.16 SQ.MT	
TOTAL AREA EXISTING TEN. + SALE CORE AREA	= 5923.70 SQ.MT	

BUILT-UP AREA STATEMENT OF SALE BLDG.

FLOORS	A GROSS BUA	B SALE STAIR/LIFT LIFT LOBBY AREA	C METER RM. AREA	D TOILET AREA	E AHU AREA	F FITNESS CENTER AREA	G SOC. OFF. AREA	H ENTRANCE LOBBY AREA	I REFUGE AREA	J EXCESS REFUGE AREA	K EXISTING SALE COMM. B.U.A.	L = (A)-(B+C+D+E+H+K) SALE COMM. B.U.A.	M = [(A)-(B+D+E+F+G+I+J)] SALE RESI. B.U.A.	N = [(A)-(B+D+I+M)] EXISTING SALE RESI. B.U.A.	O = (L+M+N) TOTAL SALE B.U.A.
LOWER BASEMENT	651.38 SQ.MT	- - - -	- - - -	- - - -	- - - -	- - - -	- - - -	- - - -	- - - -	- - - -	- - - -	- - - -	- - - -	- - - -	- - - -
UPPER BASEMENT	633.63 SQ.MT	- - - -	- - - -	- - - -	- - - -	- - - -	- - - -	- - - -	- - - -	- - - -	- - - -	- - - -	- - - -	- - - -	- - - -
GR. FLR.	476.15 SQ.MT	122.11 SQ.MT	14.40 SQ.MT	- - - -	- - - -	- - - -	- - - -	113.16 SQ.MT	- - - -	- - - -	- - -	226.48 SQ.MT	- - - -	- - - -	226.48 SQ.MT
1ST FLR.	640.80 SQ.MT	156.96 SQ.MT	- - - -	2.19 SQ.MT	15.75 SQ.MT	- - - -	- - - -	- - - -	- - - -	- - - -	458.88 SQ.MT	7.02 SQ.MT	- - - -	- - - -	465.90 SQ.MT
2ND FLR.	625.12 SQ.MT	162.62 SQ.MT	- - - -	2.19 SQ.MT	15.75 SQ.MT	- - - -	- - - -	- - - -	- - - -	- - - -	208.27 SQ.MT	236.29 SQ.MT	- - - -	- - - -	444.56 SQ.MT
3RD FLR.	651.61 SQ.MT	157.18 SQ.MT	- - - -	2.19 SQ.MT	15.70 SQ.MT	- - - -	- - - -	- - - -	- - - -	- - - -	- - - -	476.54 SQ.MT	- - - -	- - - -	476.54 SQ.MT
4TH FLR.	651.61 SQ.MT	157.18 SQ.MT	- - - -	2.19 SQ.MT	15.70 SQ.MT	- - - -	- - - -	- - - -	- - - -	- - - -	- - - -	476.54 SQ.MT	- - - -	- - - -	476.54 SQ.MT
5TH FLR. (PODIUM)	- - - -	- - - -	- - - -	- - - -	- - - -	- - - -	- - - -	- - - -	- - - -	- - - -	- - - -	- - - -	- - - -	- - - -	- - - -
6TH FLR. (PODIUM)	- - - -	- - - -	- - - -	- - - -	- - - -	- - - -	- - - -	- - - -	- - - -	- - - -	- - - -	- - - -	- - - -	- - - -	- - - -
7TH FLR. (REFUGE)	428.99 SQ.MT	78.81 SQ.MT	- - - -	2.19 SQ.MT	27.02 SQ.MT	148.68 SQ.MT	20.00 SQ.MT	- - - -	118.00 SQ.MT	20.08 SQ.MT	- - - -	- - - -	54.37 SQ.MT	- - - -	54.37 SQ.MT
8TH FLR.	472.16 SQ.MT	80.13 SQ.MT	- - - -	2.19 SQ.MT	- - - -	- - - -	- - - -	- - - -	- - - -	- - - -	- - - -	- - - -	37.09 SQ.MT	352.75 SQ.MT	389.84 SQ.MT
9TH FLR.	459.74 SQ.MT	82.59 SQ.MT	- - - -	2.19 SQ.MT	- - - -	- - - -	- - - -	- - - -	- - - -	- - - -	- - - -	- - - -	115.40 SQ.MT	259.56 SQ.MT	374.96 SQ.MT
10TH FLR.	472.35 SQ.MT	82.59 SQ.MT	- - - -	2.19 SQ.MT	- - - -	- - - -	- - - -	- - - -	- - - -	- - - -	- - - -	- - - -	88.68 SQ.MT	298.89 SQ.MT	387.57 SQ.MT
11TH FLR.	472.35 SQ.MT	82.59 SQ.MT	- - - -	2.19 SQ.MT	- - - -	- - - -	- - - -	- - - -	- - - -	- - - -	- - - -	- - - -	7.41 SQ.MT	380.16 SQ.MT	387.57 SQ.MT
12TH FLR.	508.93 SQ.MT	81.44 SQ.MT	- - - -	2.19 SQ.MT	- - - -	- - - -	- - - -	- - - -	- - - -	- - - -	- - - -	- - - -	111.88 SQ.MT	313.42 SQ.MT	425.30 SQ.MT
13TH FLR.	531.07 SQ.MT	80.29 SQ.MT	- - - -	2.19 SQ.MT	- - - -	- - - -	- - - -	- - - -	- - - -	- - - -	- - - -	- - - -	448.59 SQ.MT	- - - -	448.59 SQ.MT
14TH FLR. (REFUGE)	541.33 SQ.MT	81.44 SQ.MT	- - - -	2.19 SQ.MT	- - - -	- - - -	- - - -	- - - -	129.92 SQ.MT	79.72 SQ.MT	- - - -	- - - -	265.43 SQ.MT	142.07 SQ.MT	407.50 SQ.MT
15TH FLR.	551.21 SQ.MT	80.29 SQ.MT	- - - -	2.19 SQ.MT	- - - -	- - - -	- - - -	- - - -	- - - -	- - - -	- - - -	- - - -	468.73 SQ.MT	- - - -	468.73 SQ.MT
16TH FLR.	540.91 SQ.MT	80.29 SQ.MT	- - - -	2.19 SQ.MT	- - - -	- - - -	- - - -	- - - -	- - - -	- - - -	- - - -	- - - -	458.43 SQ.MT	- - - -	458.43 SQ.MT
TOTAL	9309.34 SQ.MT	1566.51 SQ.MT	14.40 SQ.MT	30.66 SQ.MT	89.92 SQ.MT	148.68 SQ.MT	20.00 SQ.MT	113.16 SQ.MT	247.92 SQ.MT	99.80 SQ.MT	667.15 SQ.MT	1422.87 SQ.MT	2056.01 SQ.MT	1746.85 SQ.MT	5892.88 SQ.MT

EXCESS FITNESS CENTER AREA	30.82 SQ.MT
TOTAL SALE BUA	5923.70 SQ.MT

REVISION	DESCRIPTION	DATE	SIGNATURE

CERTIFICATE OF AREA

CERTIFIED THAT I HAVE SURVEYED THE PLOT UNDER REFERENCE ON - - - - - - - AND THAT THE DIMENSIONS OF THE SIDES, etc. OF THE PLOT STATED ON THE PLAN ARE AS MEASURED ON SITE AND THE AREA SO WORKED OUT IS - - - - - - - - - AND TALLIES WITH THE AREA STATED IN THE DOCUMENT OF OWNERSHIP / TOWN PLANING SCHEME RECORDS.

SIGNATURE OF ARCHITECT

DESCRIPTION OF PROPOSAL AND PROPERTY

PROPOSED S.R.SCHEME ON PLOT BEARING F.P. NO. 1/C3, TPS - BANDRA - II, C.T.S. NO. F/1172, OF VILLAGE F-WARD BANDRA, TALUKA - BANDRA, S.V. ROAD, BANDRA (W), MUMBAI - 400 050.

NAME OF OWNER
M/S. ROSWALT REALTY PVT. LTD.

NORTH	JOB NO.	DWG. NO.	SCALE	CHK. BY	DRAWN BY

SIGNATURE, NAME AND ADDRESS OF ARCHITECT

RE-FORM
CONSULTANTS
802-B, 8TH FLOOR, GRANDE PALLADIUM, 175,