

THANKSGIVING CLASSIC



***PATTERN BOOK***





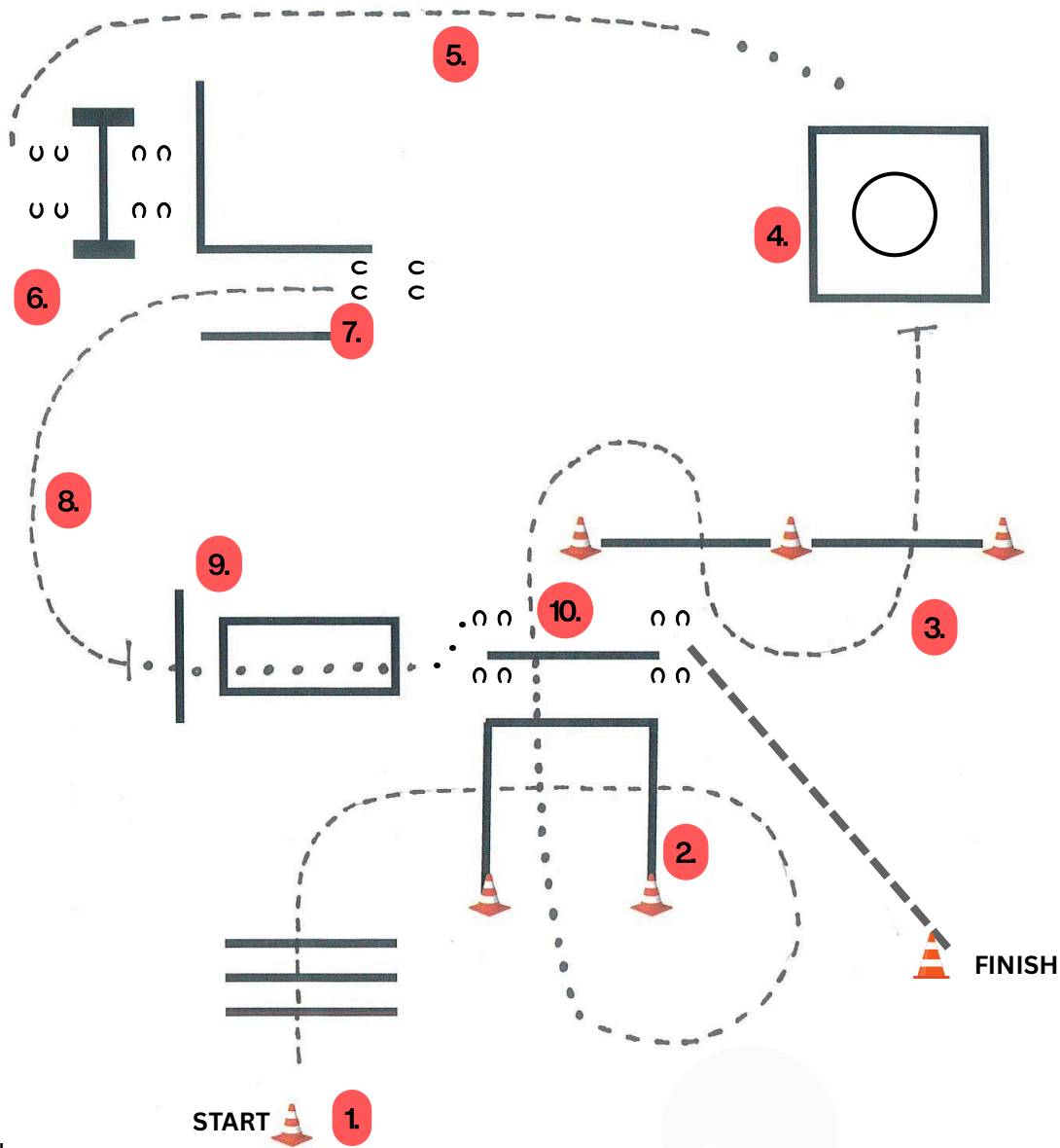

# TRAIL: LEVEL ONE AMATEUR/YOUTH WALK -TROT - SMALL FRY

**Judge One:** Josh Tjosaas, Barnesville, MN

Aphc non-pro walk - trot

**Judge Two:** Cyndi Robbins, Big Piney, WY

OCTOBER 10<sup>th</sup> 2025



1. Jog over poles
2. Jog through box around, break to walk. Walk over poles.
3. Jog Serpentine
4. Stop walk into box, 360 turn to right walk out.
5. Jog to gate

6. Work (LH) Gate
7. Back chute
8. Jog out of chute to bridge.
9. Stop, walk over poles and bridge.
10. Side-pass right. Jog to finish.





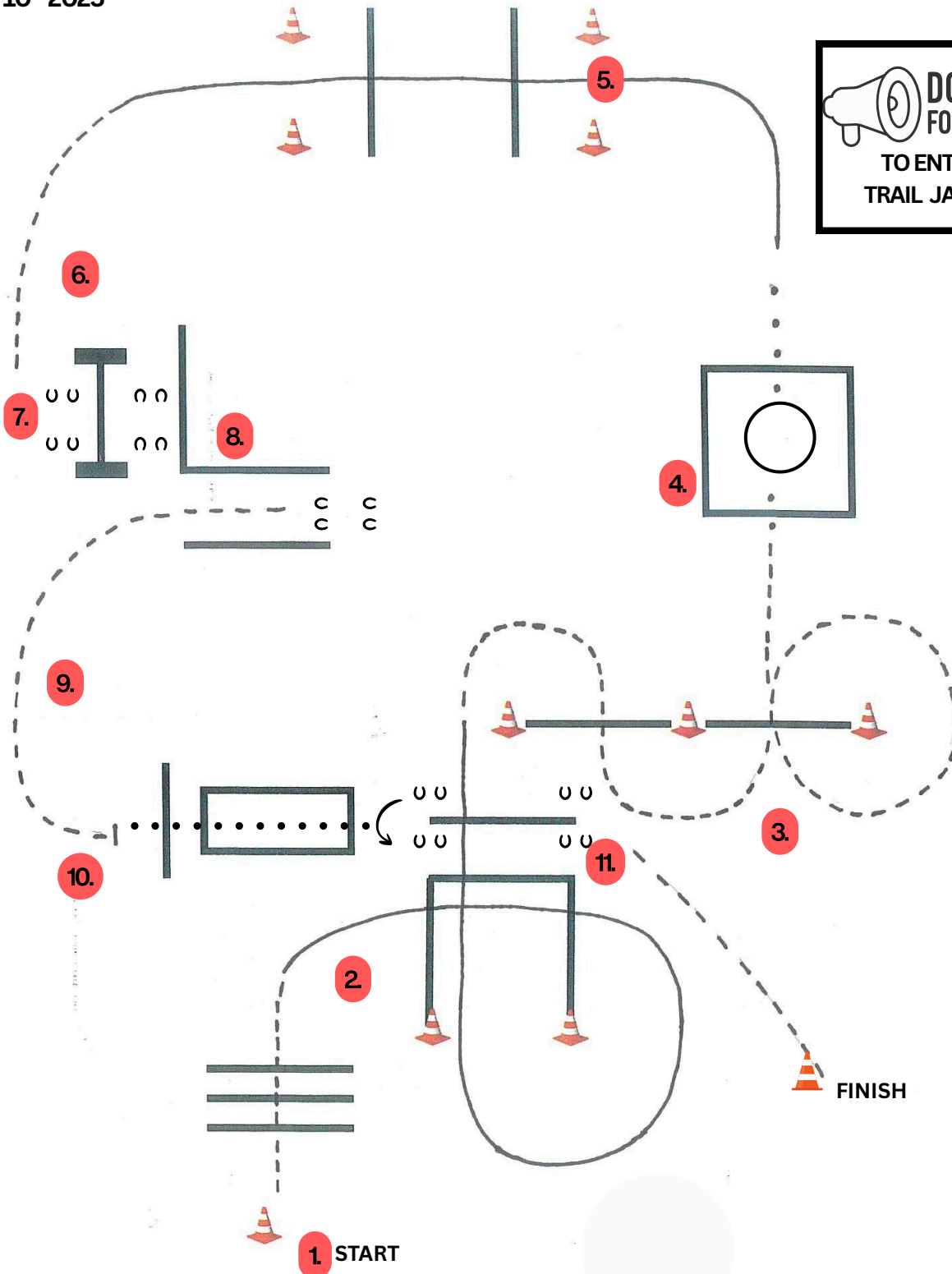
OCTOBER 10<sup>th</sup> 2025

# TRAIL: OPEN LEVEL ONE - AMATEUR LEVEL 1 - LEVEL 1 YOUTH JUNIOR - YOUTH

Judge One: Josh Tjosaas, Barnesville, MN

Judge Two: Cyndi Robbins, Big Piney, WY

All Aphc class except walk - trot



1. Jog over poles
2. Lope (RL) through box, around and over poles.
3. Jog Serpentine
4. Walk into box spin either way walk out.
5. Lope (LL) over poles

6. Extend Jog to Gate
7. Work (LH) Gate
8. Back the chute
9. Jog to the bridge
10. Stop , Walk over pole, and over bridge.
11. Spin  $\frac{3}{4}$  to the left. Side-pass left. Jog to finish.



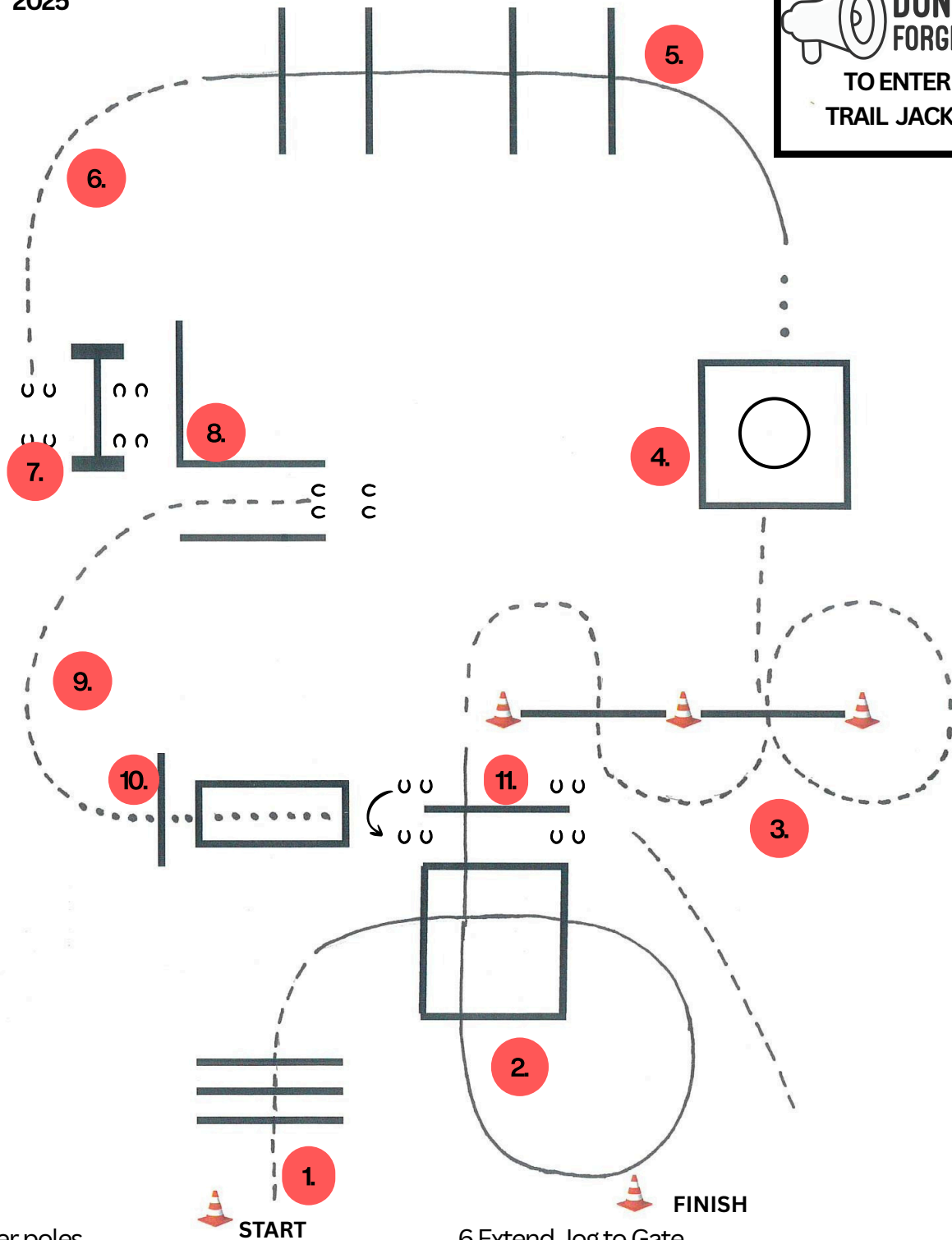


## TRAIL : AMATEUR - SELECT AMATEUR- SENIOR

Judge One: Josh Tjosaas, Barnesville, MN

Judge Two: Cyndi Robbins, Big Piney, WY

OCTOBER 10<sup>th</sup> 2025



1. Jog over poles

2. Lope (RL) through box, around and over poles.

3. Jog Serpentine

4. Jog into box spin either way walk out.

5. Lope (LL) over poles

6. Extend Jog to Gate

7. Work (LH) Gate

8. Back the chute

9. Jog to the bridge

10. Stop, Walk over pole, and over bridge.

11. Spin  $\frac{3}{4}$  to the left. Side-pass left. Jog to finish.





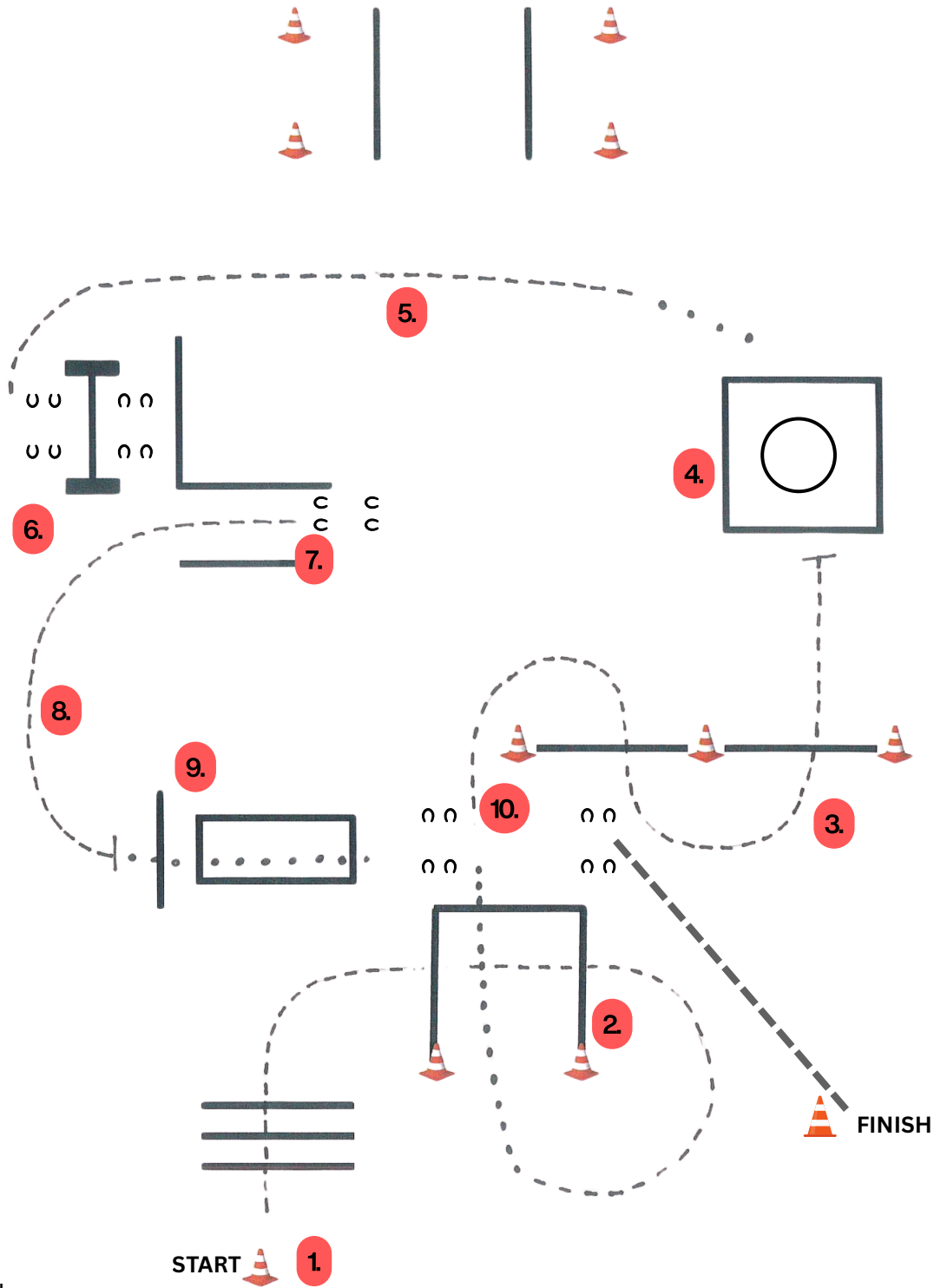


# Aphc Yearling In-Hand Trail - MRCHBA In-Hand Trail

Judge One: Josh Tjosaas, Barnesville, MN

Judge Two: Cyndi Robbins, Big Piney, WY

OCTOBER 10<sup>th</sup> 2025



1. Jog over poles
2. Jog through box around, break to walk. Walk over poles.
3. Jog Serpentine
4. Stop walk into box, 360 turn to right walk out.
5. Jog to gate

6. Work (LH) Gate
7. Back chute
8. Jog out of chute to bridge.
9. Walk over pole, over the bridge.
10. Side-pass right. Jog to finish.





# THANKSGIVING CLASSIC



OCTOBER 10<sup>th</sup> 2025

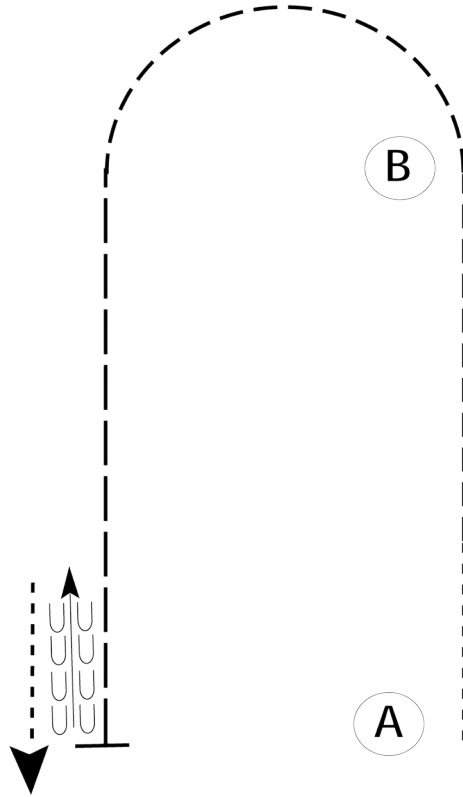
## SMALL FRY WALK TROT HORSEMANSHIP

**Judge One:** Josh Tjosaas, Barnesville, MN

**Judge Two:** Cyndi Robbins, Big Piney, WY

www.HorseShowPatterns.com

www.HorseShowPatterns.com



Be ready at A.

1. Walk approximately 2 horse lengths from A.
2. Jog to B.
3. Jog in a half circle until even with B.
4. Extend the jog until even with A.
5. Stop when even with A and back approximately one horse length.
6. Walk straight away.

Follow the instructions of your ring steward.

Walk	-----
Jog	-----
Extended Jog	-----
Lope	-----
Lead Change	
Back	
Marker	(B)



# THANKSGIVING CLASSIC



**ALL WALK - TROT HORSEMANSHIP (EXCEPT SMALL FRY)**

**Judge One:** Josh Tjosaas, Barnesville, MN

**Judge Two:** Cyndi Robbins, Big Piney, WY

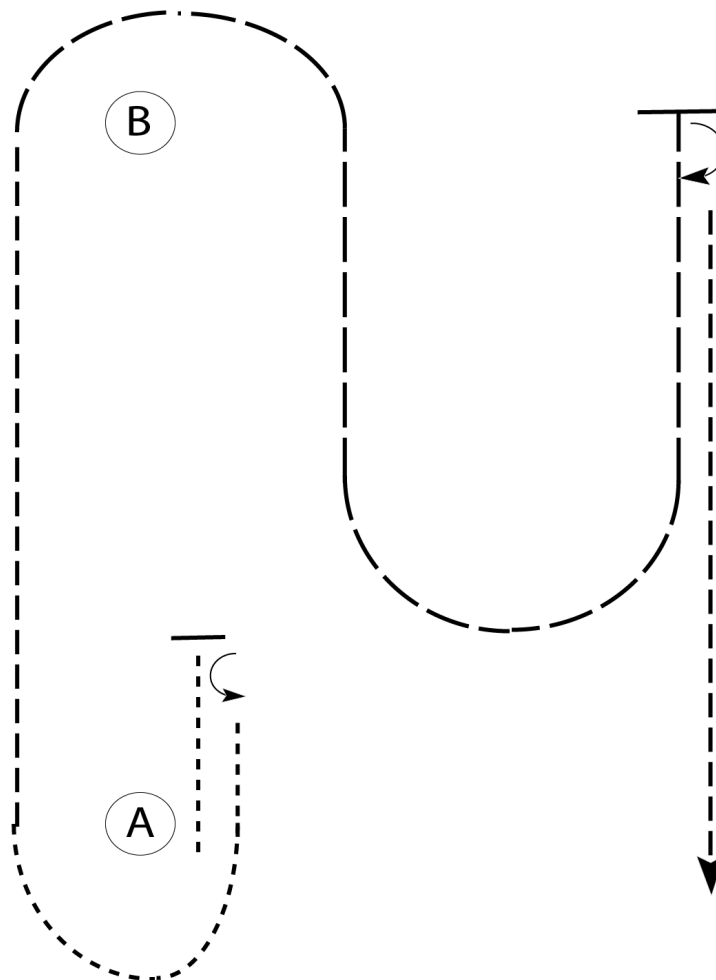
**OCTOBER 10<sup>th</sup> 2025**



**TO ENTER THE WALK-TROT HORSEMANSHIP JACKPOT**

www.HorseShowPatterns.com

www.HorseShowPatterns.com



Be ready at A.

1. Walk approximately two horse lengths forward.  
Stop and perform a 1/2 turn left.
2. Walk to and around A.
3. Jog to B.
4. Extend the jog as shown until even with B.  
until even with B.
5. Stop and perform a 180 degree turn to the  
right and jog to finish.

Walk	-----
Jog	-----
Extended Jog	-----
Lope	-----
Lead Change	
Back	
Marker	



# THANKSGIVING CLASSIC



**LEVEL 1 NON-PRO, LEVEL 1 AMATEUR, LEVEL ONE YOUTH**

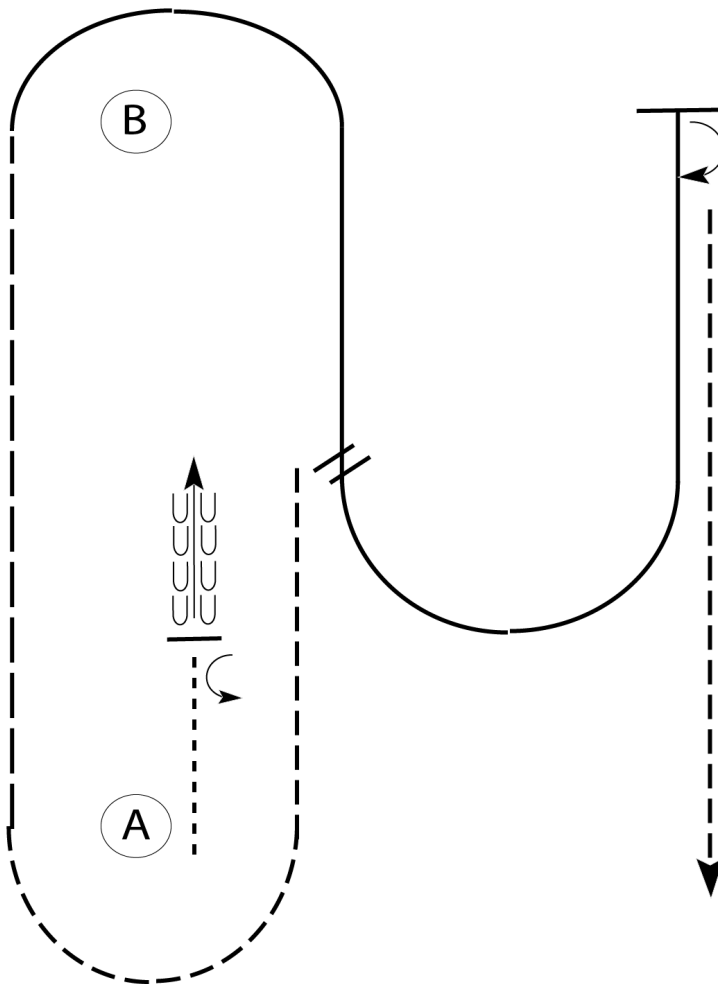
**Judge One:** Josh Tjosaas, Barnesville, MN

**Judge Two:** Cyndi Robbins, Big Piney, WY

**OCTOBER 10<sup>th</sup> 2025**



**TO ENTER THE LEVEL ONE HORSEMANSHIP JACKPOT**



Be ready at A.

1. Walk approximately two horse lengths forward.  
Stop and perform a 1/2 turn left.
2. Back approximately two horse lengths then jog to and around A.
3. Extend the jog to B.
4. Right lead lope around B and halfway to A.
5. Perform a simple lead change and lope a half circle until even with B.
6. Stop and perform a 180 degree turn to the right and jog to finish.

Walk	-----
Jog	- - - - -
Extended Jog	— — —
Lope	— — — — —
Lead Change	
Back	
Marker	

# THANKSGIVING CLASSIC



OCTOBER 10<sup>th</sup> 2025

**SELECT-AMATEUR-YOUTH HORSEMANSHIP**

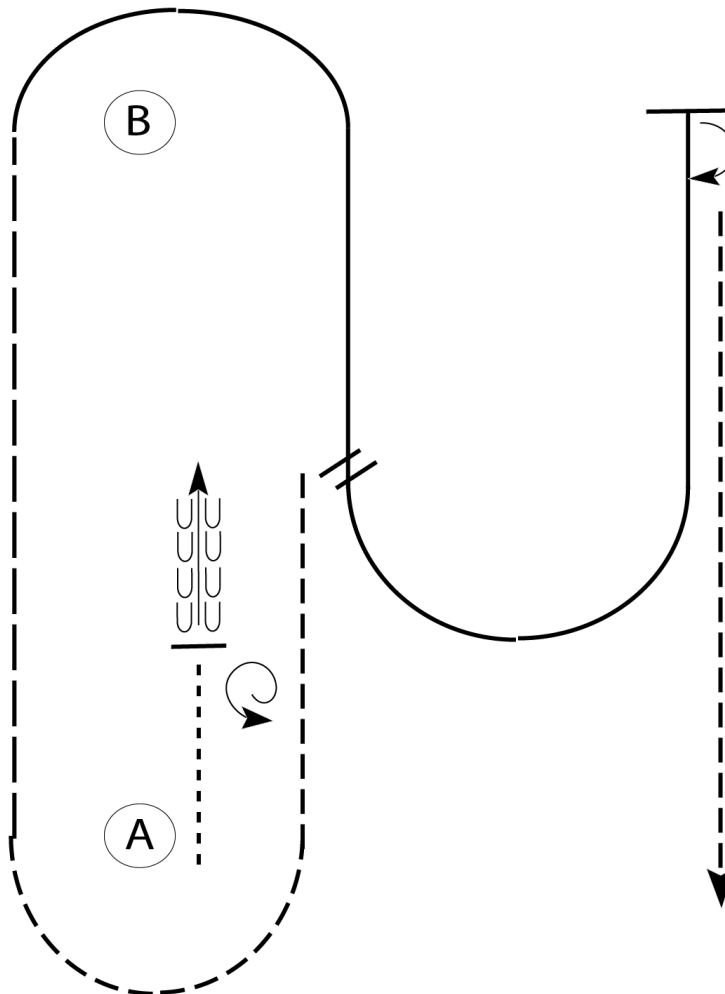
**ApHC NON-PRO - ApHC 18 & UNDER**

**Judge One:** Josh Tjosaas, Barnesville, MN

**Judge Two:** Cyndi Robbins, Big Piney, WY



**TO ENTER THE HORSEMANSHIP JACKPOT**



Be ready at A.

1. Walk approximately two horse lengths forward.  
Stop and perform a 1 1/2 turn left.
2. Back approximately two horse lengths then jog to and around A.
3. Extend the jog to B.
4. Right lead lope around B and halfway to A.
5. Perform a simple lead change and lope a half circle until even with B.
6. Stop and perform a 180 degree turn to the right and jog to finish.

Walk	-----
Jog	- - - - -
Extended Jog	- - - - -
Lope	
Lead Change	
Back	←←←←←
Marker	(B)



# THANKSGIVING CLASSIC

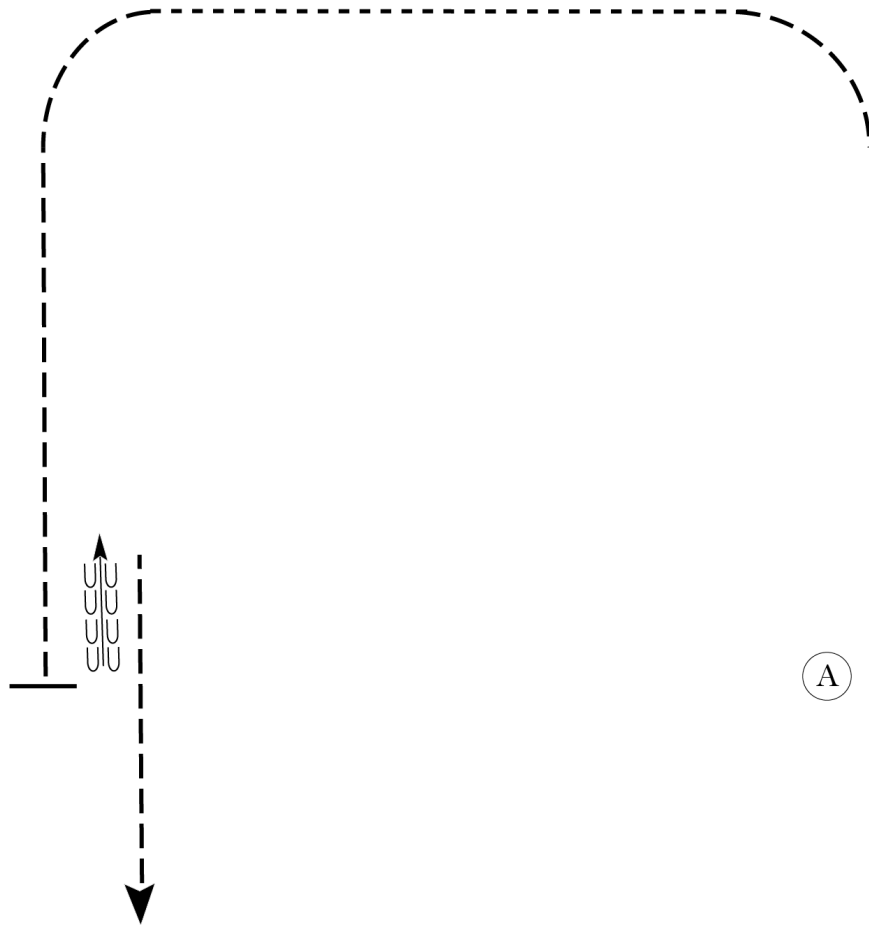


OCTOBER 10<sup>th</sup> 2025

## SMALL FRY WALK - TROT HUNT SEAT EQUITATION

**Judge One:** Josh Tjosaas, Barnesville, MN

**Judge Two:** Cyndi Robbins, Big Piney, WY



Be ready at A.

1. Trot on the right diagonal from A and around corner as shown.
2. Walk in a straight line.
3. Sitting trot around corner until even with A.
4. Stop and back approximately one horse length.
5. Exit arena at a trot on the left diagonal.

Walk	-----
Trot	- - - - -
Extended Trot	— — — — —
Canter	— — — — —
Leg Yield	
Lead Change	↖ ↗
Back	← ← ← ← ←
Marker	ⓑ
Sidepass	← — — — — →
Hand Gallop	— — — — —





# THANKSGIVING CLASSIC



OCTOBER 10<sup>th</sup> 2025

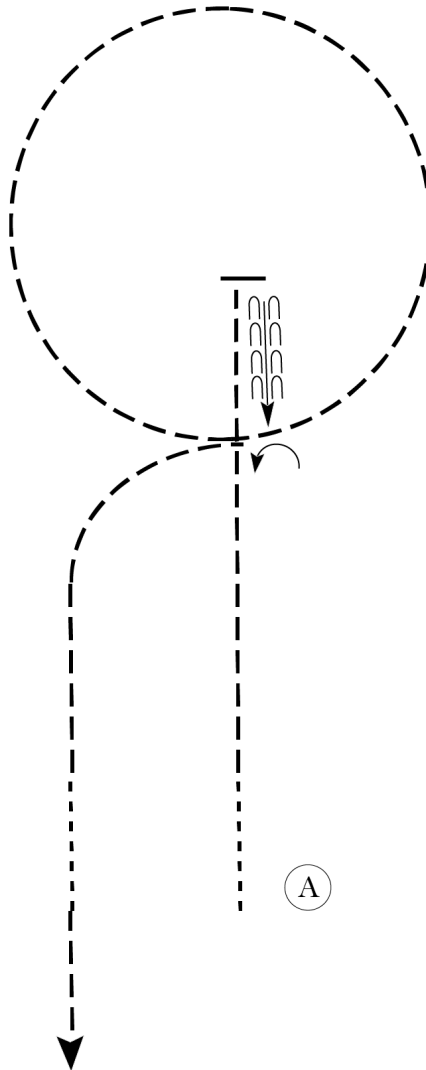
**ALL WALK TROT HUNT SEAT EQUITATION (EXCEPT SMALL FRY)**  
**ApHC NON - PRO WALK - TROT**

**Judge One:** Josh Tjosaas, Barnesville, MN

**Judge Two:** Cyndi Robbins, Big Piney, WY

www.HorseShowPatterns.com

www.HorseShowPatterns.com



Be ready at A.

1. Walk two horse lengths then posting trot on the left diagonal past the center of the arena.
2. Stop and back approximately two horse lengths.
3. Perform a 90 degree turn on the forehand to the left.
4. Trot a circle on the left diagonal.
5. Change diagonals then posting trot on the right diagonal then walk two horse lengths. Pattern is complete, exit at a sitting trot.

Walk	-----
Trot	- - - - -
Extended Trot	— — — —
Canter	—————
Leg Yield	
Lead Change	↗ ↘
Back	←←←←←
Marker	ⓑ
Sidepass	← — — — →
Hand Gallop	—————



# THANKSGIVING CLASSIC



## HUNT SEAT EQUITATION

LEVEL ONE NON -PRO - LEVEL 1 YOUTH- LEVEL 1 AMATEUR

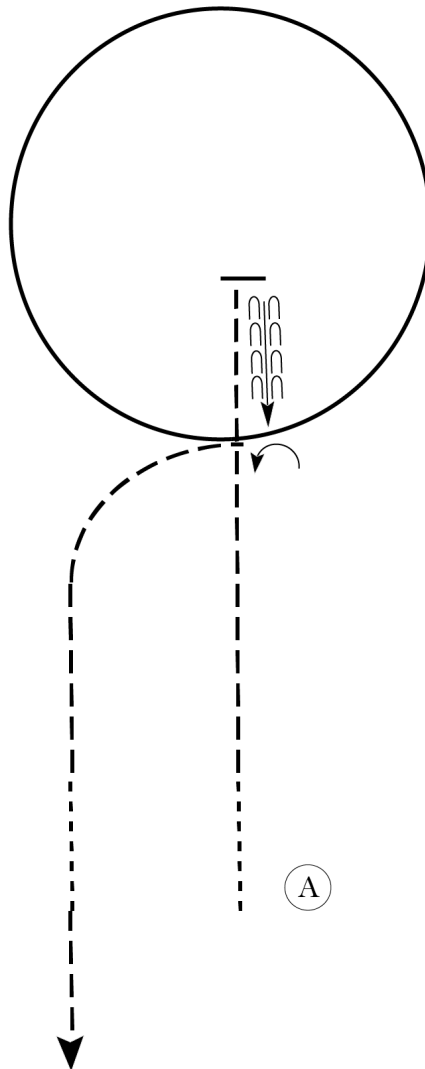
OCTOBER 10<sup>th</sup> 2025

**Judge One:** Josh Tjosaas, Barnesville, MN

**Judge Two:** Cyndi Robbins, Big Piney, WY

www.HorseShowPatterns.com

www.HorseShowPatterns.com



Be ready at A.

1. Walk two horse lengths then posting trot on the left diagonal past the center of the arena.
2. Stop and back approximately two horse lengths.
3. Perform a 90 degree turn on the forehand to the left.
4. Canter a circle on the right lead.
5. Posting trot on the right diagonal then walk two horse lengths. Pattern is complete, exit at a sitting trot.

Walk	-----
Trot	- - - - -
Extended Trot	— — —
Canter	—————
Leg Yield	
Lead Change	— / —
Back	← ← ← ← ←
Marker	ⓑ
Sidepass	← — — — — →
Hand Gallop	—— — — —



# THANKSGIVING CLASSIC

## HUNT SEAT EQUITATION

SELECT-AMATEUR - YOUTH

ApHC NON-PRO

ApHC 18 & UNDER



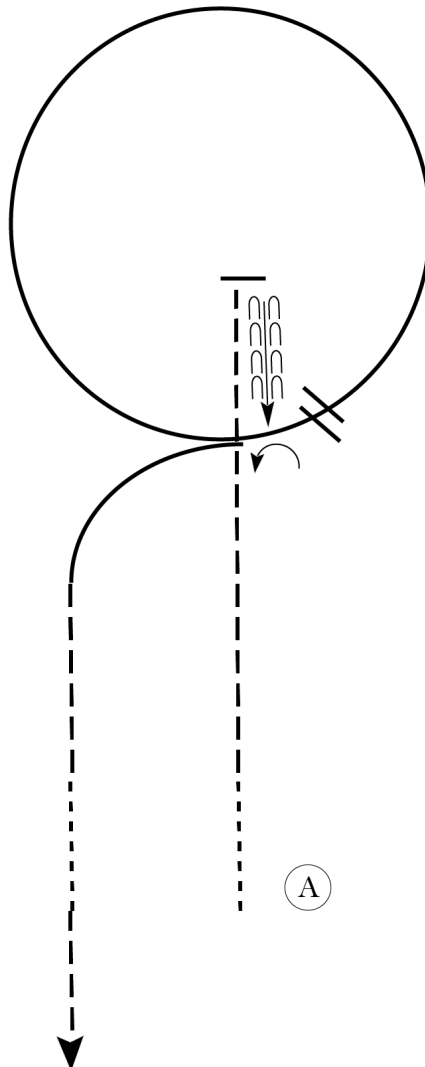
OCTOBER 10<sup>th</sup> 2025

**Judge One:** Josh Tjosaas, Barnesville, MN

**Judge Two:** Cyndi Robbins, Big Piney, WY

www.HorseShowPatterns.com

www.HorseShowPatterns.com



Be ready at A.

1. Walk two horse lengths then posting trot on the left diagonal past the center of the arena.
2. Stop and back approximately two horse lengths.
3. Perform a 90 degree turn on the forehand to the left.
4. Canter a circle on the right lead.
5. Perform a simple or flying lead change.
6. Canter on the left lead.
7. Posting trot on the right diagonal then walk two horse lengths. Pattern is complete, exit at a sitting trot.

Walk	-----
Trot	- - - - -
Extended Trot	— — — — —
Canter	— — — — —
Leg Yield	
Lead Change	— — — — —
Back	← ← ← ← ←
Marker	ⓑ
Sidepass	← — — — — →
Hand Gallop	— — — — —



OCTOBER 11<sup>th</sup> 2025

## ALL RANCH TRAIL

LEVEL 1 - NO DRAG

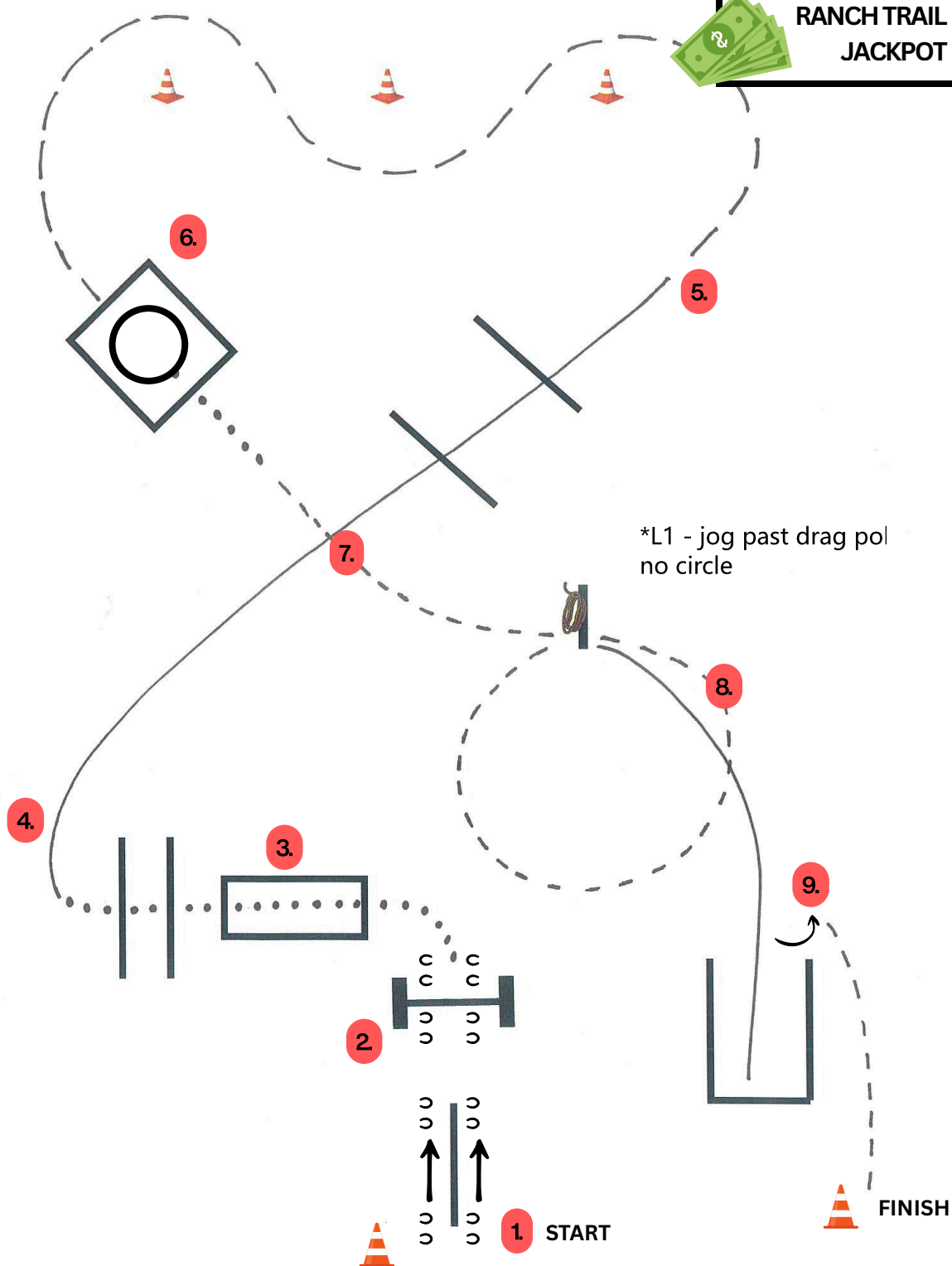
Judge One: Josh Tjosaas, Barnesville, MN

Judge Two: Cyndi Robbins, Big Piney, WY



**DON'T FORGET!**

**TO ENTER THE RANCH TRAIL JACKPOT**



1. Be ready beside pole. Side-pass to left.

2. Work (LH) Gate

3. Walk over pole, and bridge.

4. Lope (RL) over poles

5. Extend trot through serpentine

6. Break to normal jog, jog into box spin either way. Walk out.

7. Trot to drag. Drag to right either walk or trot.

8. Lope (RL) into chute back out.

9. Turn 1/4 to left and jog out.

ApHC: 9. Dismount and lead horse out at trot



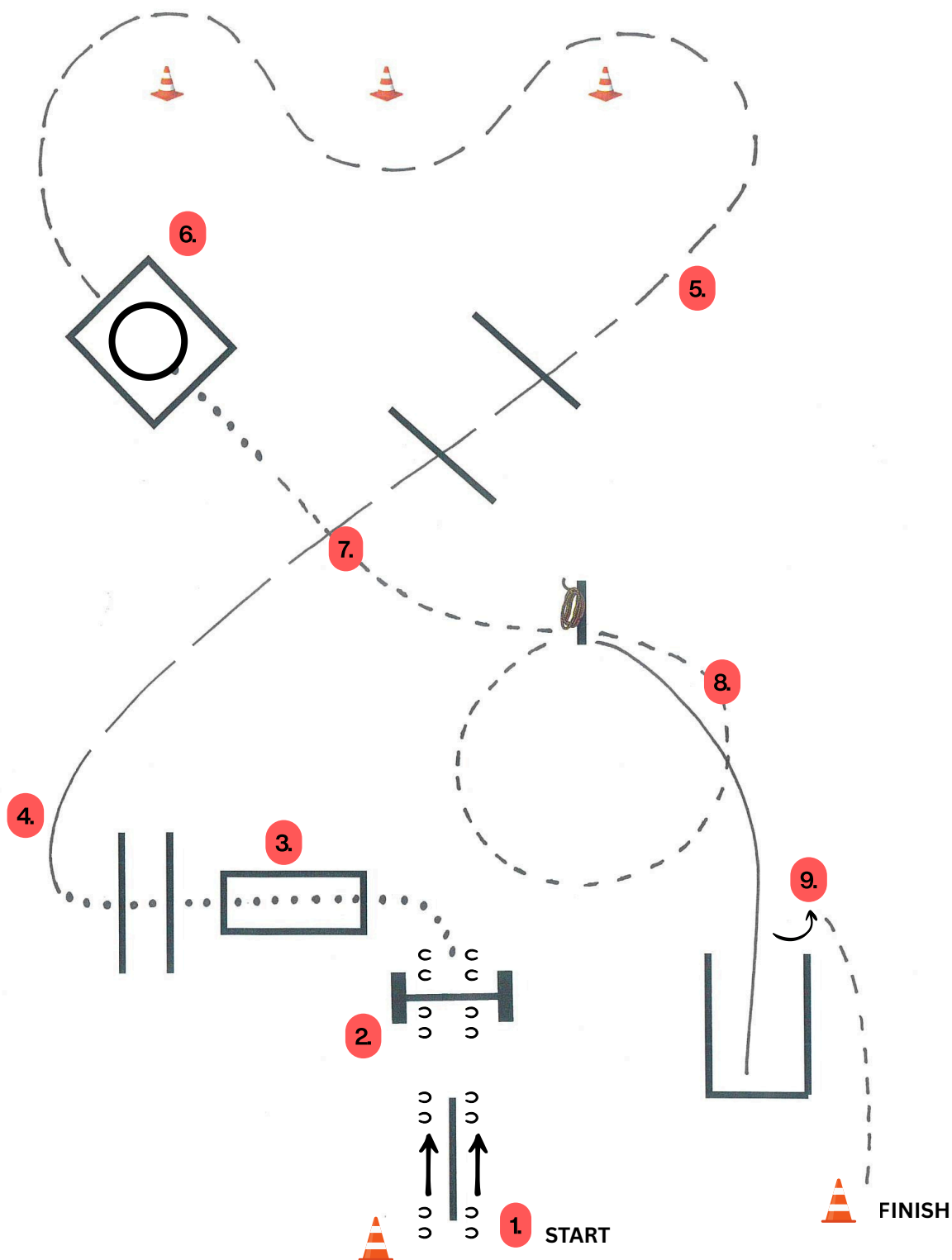


## ApHC WALK - TROT - NON PRO

Judge One: Josh Tjosaas, Barnesville, MN

Judge Two: Cyndi Robbins, Big Piney, WY

OCTOBER 11<sup>th</sup> 2025



1. Be ready beside pole. Side-pass to left.

2. Work (LH) Gate

3. Walk over pole, and bridge.

4. Extended trot over poles

5. Trot through serpentine

6. Break to normal jog, jog into box spin either way. Walk out.

7. Trot to drag. Drag to right either walk or trot.

8. Lope (RL) into chute back out.

9. Turn ¼ to left and jog out.

ApHC: 9. Dismount and lead horse out at trot





# THANKSGIVING CLASSIC

## SMALL FRY SHOWMANSHIP



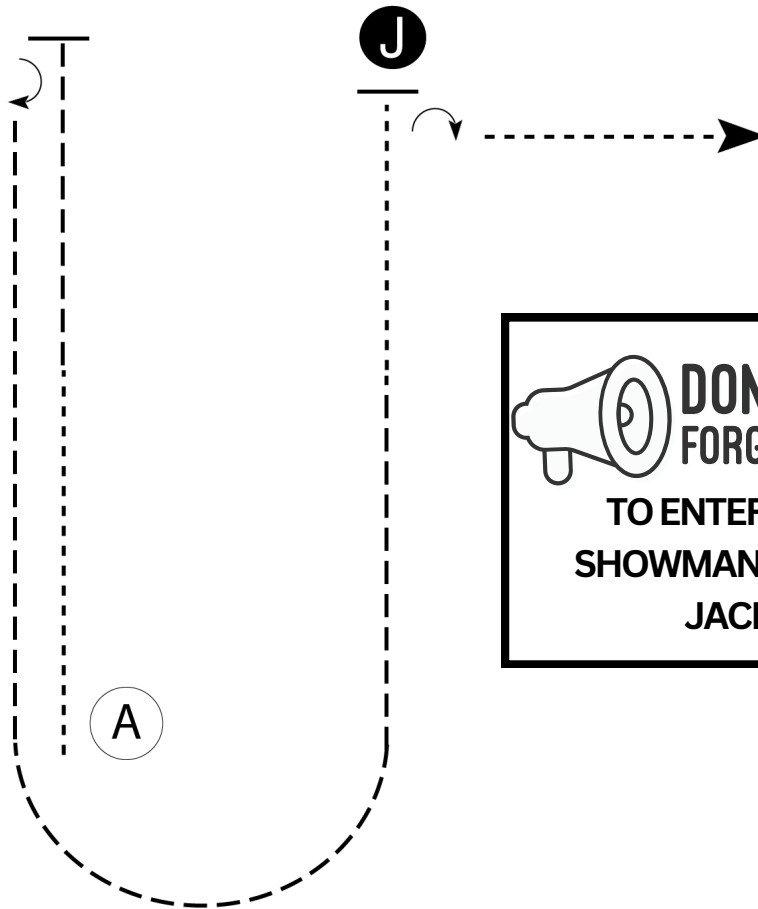
**Judge One:** Josh Tjosaas, Barnesville, MN

**Judge Two:** Cyndi Robbins, Big Piney, WY

OCTOBER 11<sup>th</sup> 2025

www.HorseShowPatterns.com

www.HorseShowPatterns.com



Be ready at A.

1. Walk halfway from A to judge.
2. Trot until even with judge.
3. Stop and perform a 180 degree turn.
4. Trot to and around A and halfway to judge.
5. Walk to judge.
6. Stop and set up for inspection.
7. When dismissed, perform a 90 degree turn.
8. Walk straight away from judge.

Follow the instructions of your ring steward.

Walk	-----
Trot	- - - - -
Back	← 3 3 3 3 3
Marker	ⓑ
Judge	ⓐ





# THANKSGIVING CLASSIC



OCTOBER 11<sup>th</sup> 2025

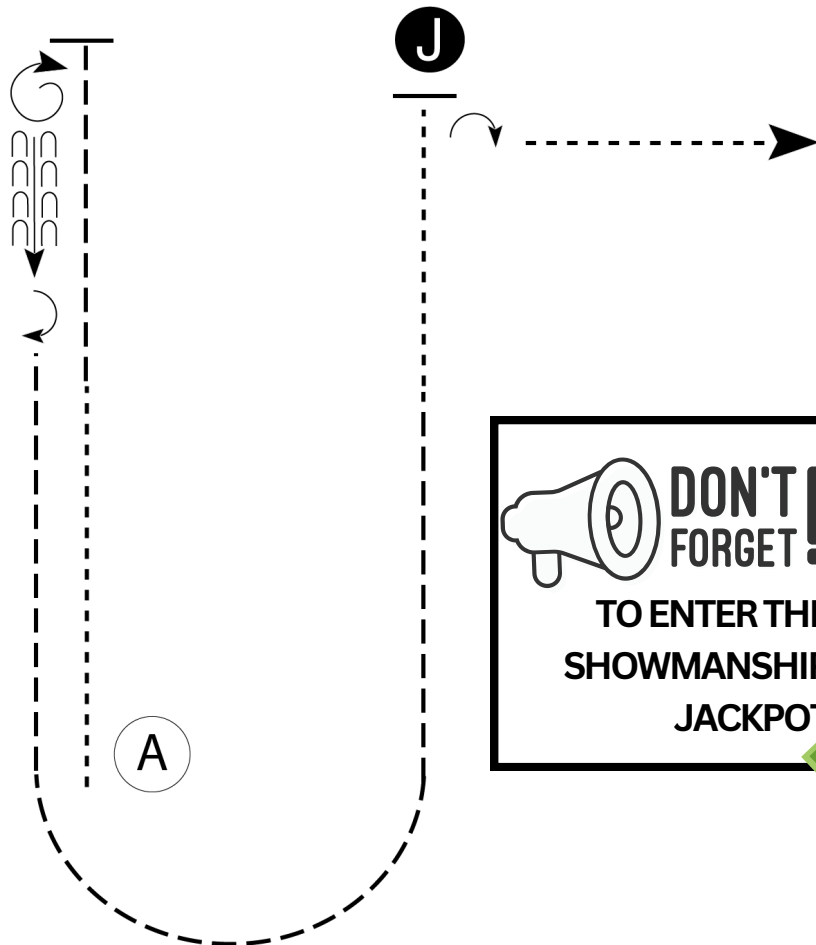
**SHOWMANSHIP - SELECT - AMATEUR - YOUTH**  
**ApHC NON-PRO**  
**ApHC 18 & UNDER**

**Judge One:** Josh Tjosaas, Barnesville, MN

**Judge Two:** Cyndi Robbins, Big Piney, WY

www.HorseShowPatterns.com


www.HorseShowPatterns.com



Be ready at A.

1. Walk halfway from A to Judge.
2. Trot until even with judge.
3. Stop and perform a 360 degree turn.
4. Back approximately two horse lengths.
5. Perform a 180 degree turn.
6. Trot to and around A and halfway to judge.
7. Walk to judge.
8. Stop and set up for inspection.
9. When dismissed, perform a 90 degree turn.
10. Walk straight away from judge.

Follow the instructions of your ring steward.

Walk -----  
Trot - - - - -  
Back ←   
Marker (B)  
Judge (J)

# THANKSGIVING CLASSIC



OCTOBER 11<sup>th</sup> 2025

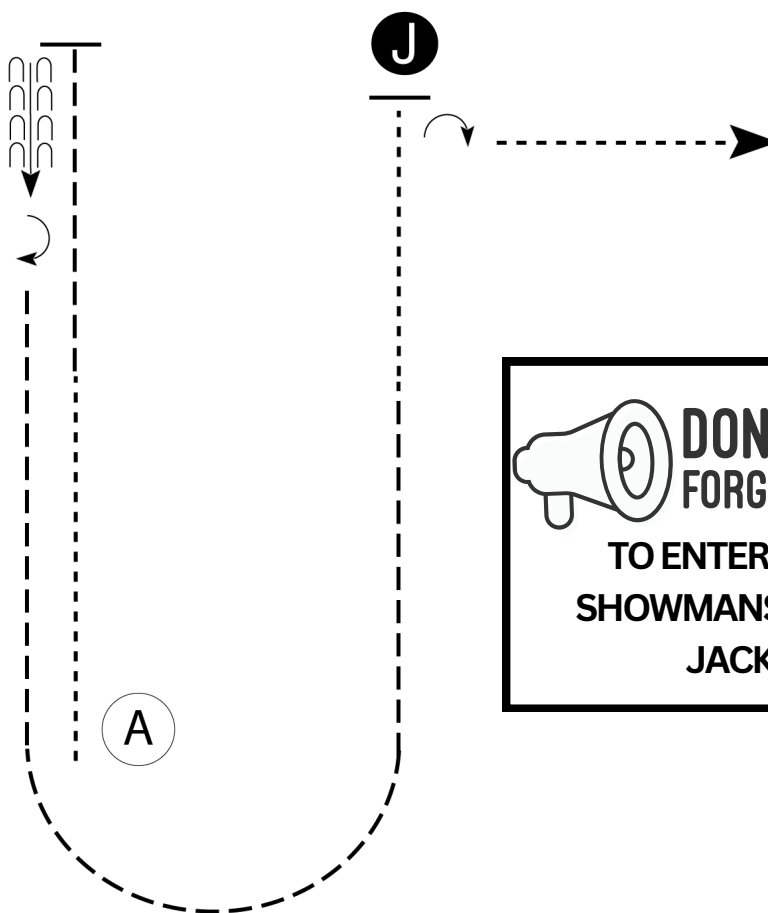
**SHOWMANSHIP - LEVEL 1 NON-PRO - LEVEL  
ONE AMATEUR - LEVEL ONE YOUTH  
ApHC NOVICE NON - PRO**

**Judge One:** Josh Tjosaas, Barnesville, MN

**Judge Two:** Cyndi Robbins, Big Piney, WY

www.HorseShowPatterns.com

www.HorseShowPatterns.com



Be ready at A.

1. Walk halfway from A to judge.
2. Trot until even with judge.
3. Stop and back approximately two horse lengths.
4. Perform a 180 degree turn.
5. Trot to and around A and halfway to judge.
6. Walk to judge.
7. Stop and set up for inspection.
8. When dismissed, perform a 90 degree turn.
9. Walk straight away from judge.

Follow the instructions of your ring steward.

Walk -----  
Trot - - - - -  
Back ← C C C C C  
Marker (B)  
Judge (J)



# THANKSGIVING CLASSIC



OCTOBER 11<sup>th</sup> 2025

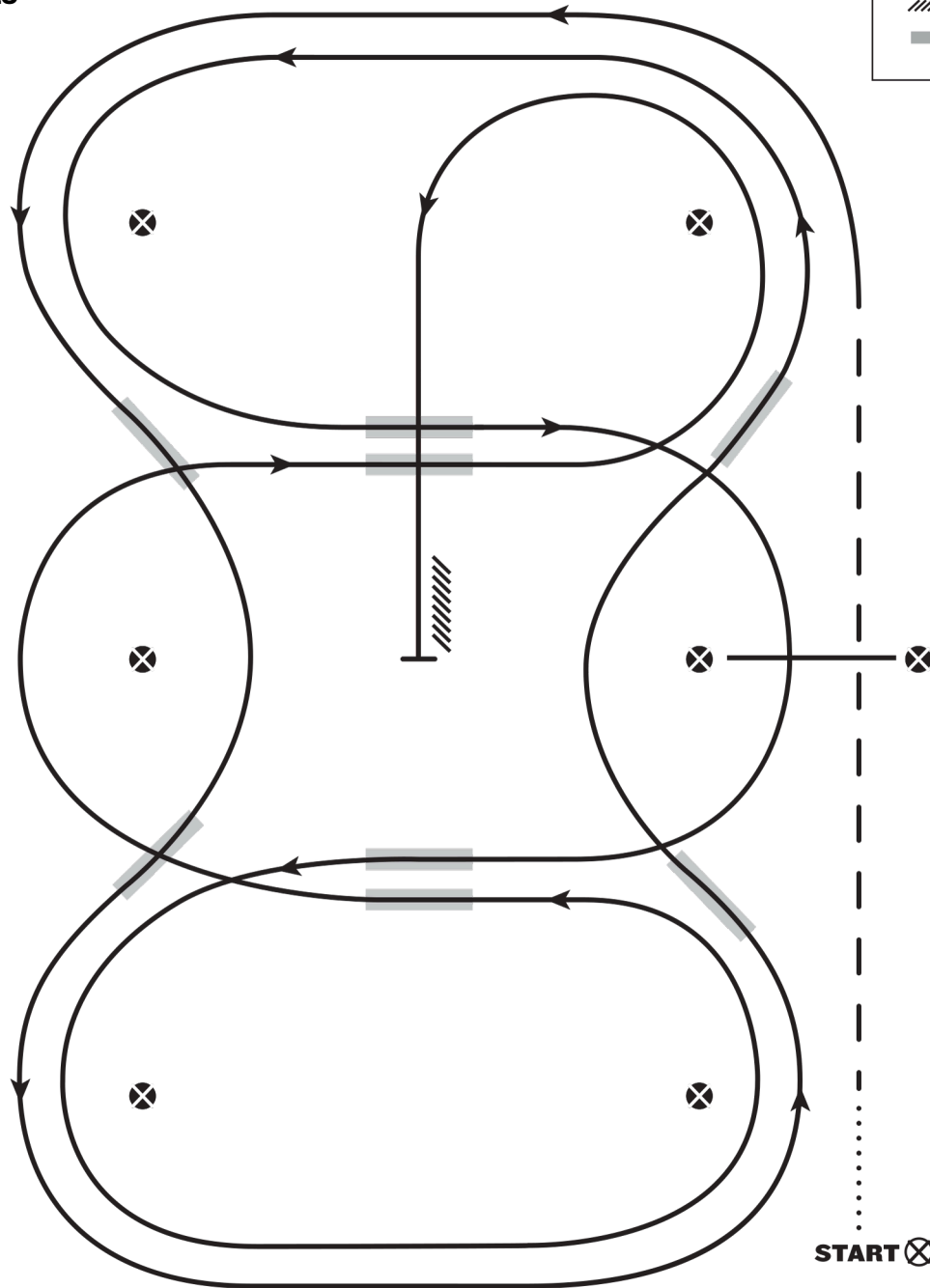
## ALL WESTERN RIDING

**Judge One:** Josh Tjosaas, Barnesville, MN

**Judge Two:** Cyndi Robbins, Big Piney, WY

### LEGEND

- ..... Walk Jog Lope Back
- - - Lead Changing Area
- //////
- 



1. Walk at least 15 feet from start cone to the first marker, transition to jog, jog over log.
2. Transition to the lope left lead
3. First line change
4. Second line change
5. Third line change
6. Fourth line change
7. First crossing change
8. Lope over log
9. Second crossing change
10. Third crossing change
11. Fourth crossing change
12. Lope, stop & back



# THANKSGIVING CLASSIC



## ALL RANCH RIDING - PATTERN #7

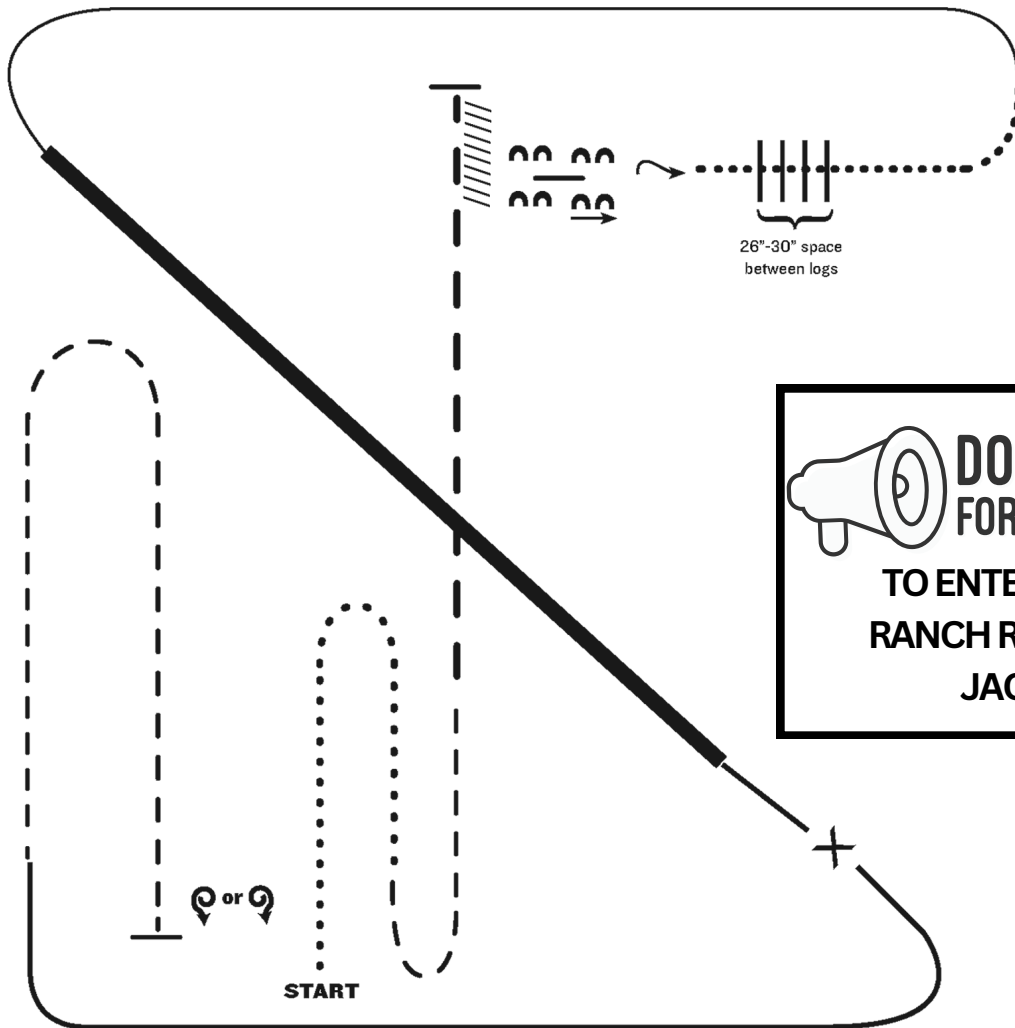
**Judge One:** Josh Tjosaas, Barnesville, MN

**Judge Two:** Cyndi Robbins, Big Piney, WY

OCTOBER 11<sup>th</sup> 2025

www.HorseShowPatterns.com

www.HorseShowPatterns.com



1. Walk
2. Trot
3. Extended trot
4. Stop and back
5. Side pass over log right
6. 1/4 turn right, walk over logs
7. Walk
8. Lope left lead
9. Extended lope (left lead)
10. Collect lope, change leads (simple or flying)
11. Lope right lead
12. Trot
13. Stop, one 360 degree turn either direction

Note: The drawn description of this pattern is only intended for the general depiction of the pattern. Exhibitors should utilize the arena space to best exhibit their horses.



# THANKSGIVING CLASSIC



## ApHC WALK - TROT RANCH RIDING

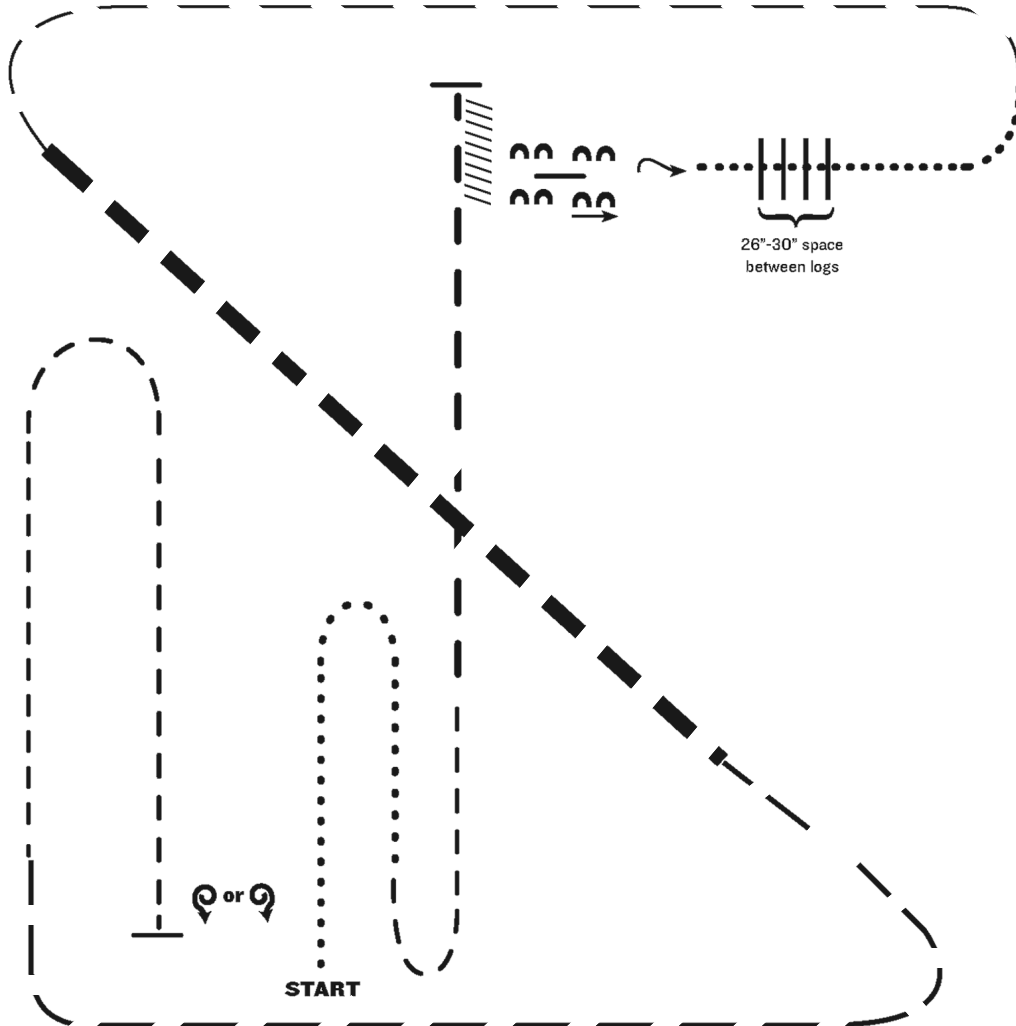
**Judge One:** Josh Tjosaas, Barnesville, MN

**Judge Two:** Cyndi Robbins, Big Piney, WY

OCTOBER 11<sup>th</sup> 2025

www.HorseShowPatterns.com

www.HorseShowPatterns.com



- 1.WALK
- 2.TROT
- 3.EXTENDED TROT
- 4.STOP AND BACK
- 5.SIDE PASS OVER LOG RIGHT
- 6.1/4 TURN RIGHT, WALK OVER LOGS
- 7.WALK
- 8.TROT
- 9.EXTENDED TROT
- 10.TROT
- 11.STOP, ONE 360 DEGREE TURN EITHER DIRECTION

Note: The drawn description of this pattern is only intended for the general depiction of the pattern. Exhibitors should utilize the arena space to best exhibit their horses.



# THANKSGIVING CLASSIC



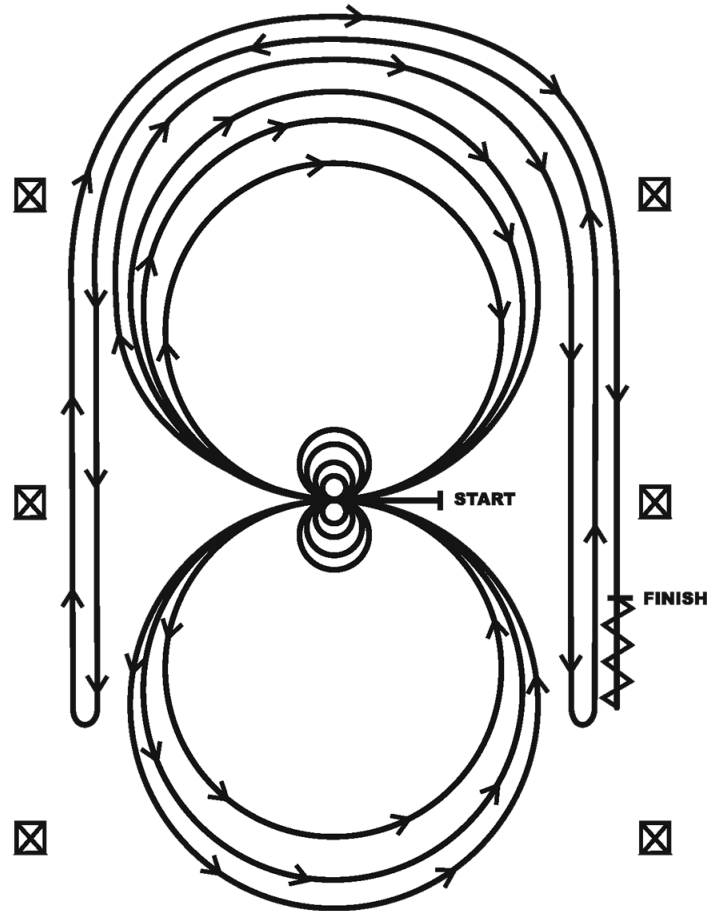
## ALL REINING

**Judge One:** Josh Tjosaas, Barnesville, MN

**Judge Two:** Cyndi Robbins, Big Piney, WY

OCTOBER 11<sup>th</sup> 2025

### REINING PATTERN 8



Horses may walk or jog to the center of arena. Horses must walk or stop prior to starting pattern. Beginning at the center of arena facing the left wall or fence.

1. Complete four spins to the left. Hesitate.
2. Complete four spins to the right. Hesitate.
3. Beginning on the right lead, complete three circles to the right: the first circle large and fast; the second circle small and slow; the third circle large and fast. Change leads at the center of the arena.
4. Complete three circles to the left: the first circle large and fast; the second circle small and slow; the third circle large and fast. Change leads at the center of the arena.
5. Begin a large circle to the right but do not close this circle. Run straight down the right side of the arena past the center marker and do a left rollback at least twenty feet (six meters) from the wall or fence—no hesitation.
6. Continue back around the previous circle but do not close this circle. Run down the left side of the arena past the center marker and do a right rollback at least twenty feet (six meters) from the wall or fence—no hesitation.
7. Continue back around the previous circle but do not close this circle. Run down the right side of the arena past the center marker and do a sliding stop at least twenty feet (six meters) from the wall or fence. Back up at least ten feet (three meters). Hesitate to demonstrate completion of the pattern.





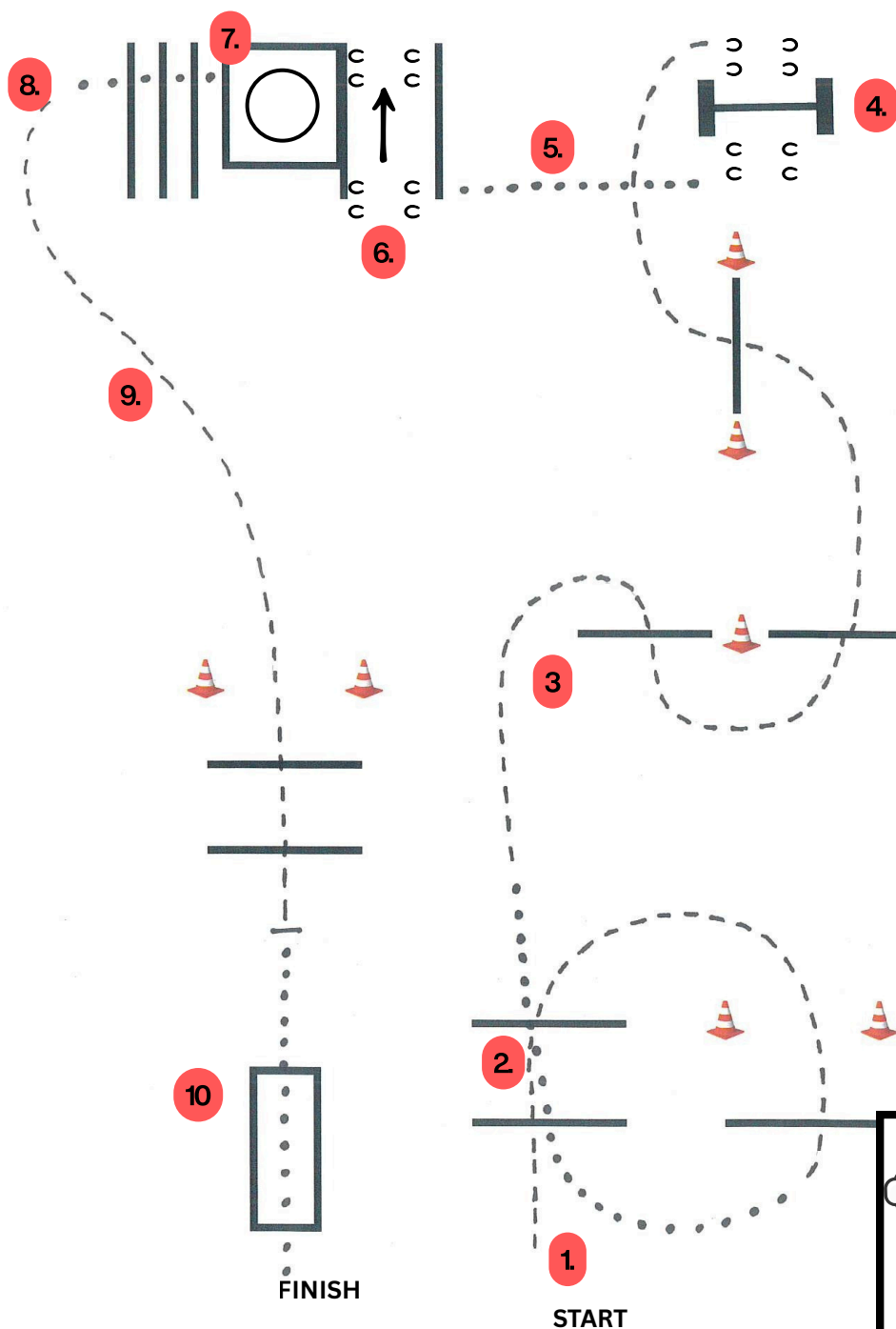
## TRAIL: AMATEUR/YOUTH LEVEL 1 WALK - TROT - SMALL FRY

**Judge Three:** Lori Gordon, Washington, PA

Aphc Non-Pro walk - trot

**Judge Four:** Sandy Curl, Vero Beach, FL

OCTOBER 12<sup>th</sup> 2025



1. Jog over poles
2. Walk over poles
3. Jog Serpentine
4. Work (RH) Gate
5. Walk to Side -pass

6. Side-pass to the right
7. Walk into box spin either way
8. Walk out & over poles.
9. Jog over poles.
10. Stop, walk over bridge to finish.



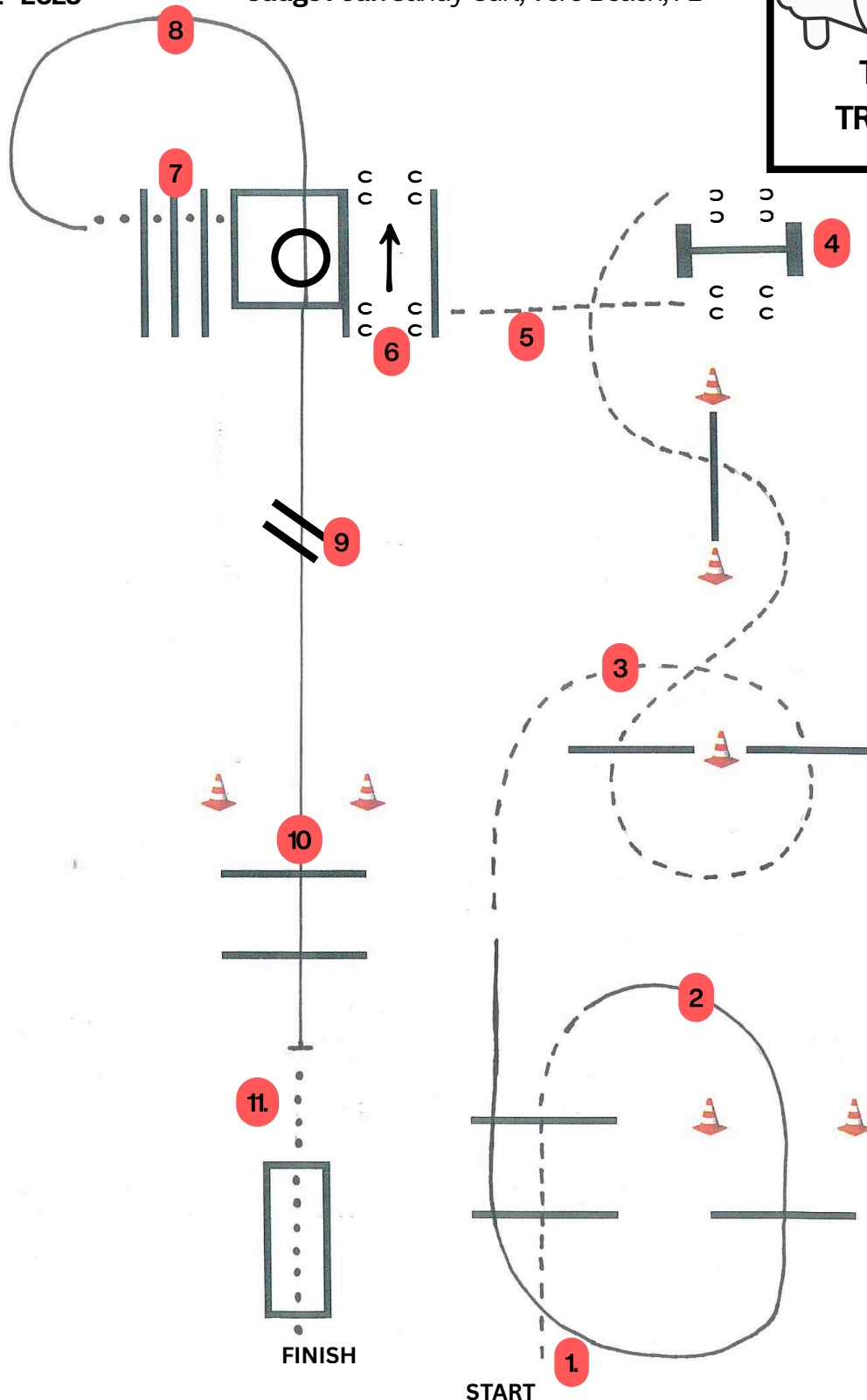


OCTOBER 12<sup>th</sup> 2025

TRAIL: OPEN LEVEL 1 - YOUTH LEVEL 1 - JUNIOR- LEVEL 1 AMATEUR - YOUTH  
APHC ALL AGES - NON-PRO 18 & UNDER

Judge Three: Lori Gordon, Washington, PA

Judge Four: Sandy Curl, Vero Beach, FL



1. Jog over poles
2. Lope (RH) over poles.
3. Jog Serpentine
4. Work (RH) Gate
5. Jog to side-pass walk into chute side-pass right

6. Walk into box spin either way
7. Walk out of box-over poles.
8. Lope (RL) through box
9. Simple or flying lead change
10. Lope over poles
11. Stop, walk over bridge to finish.



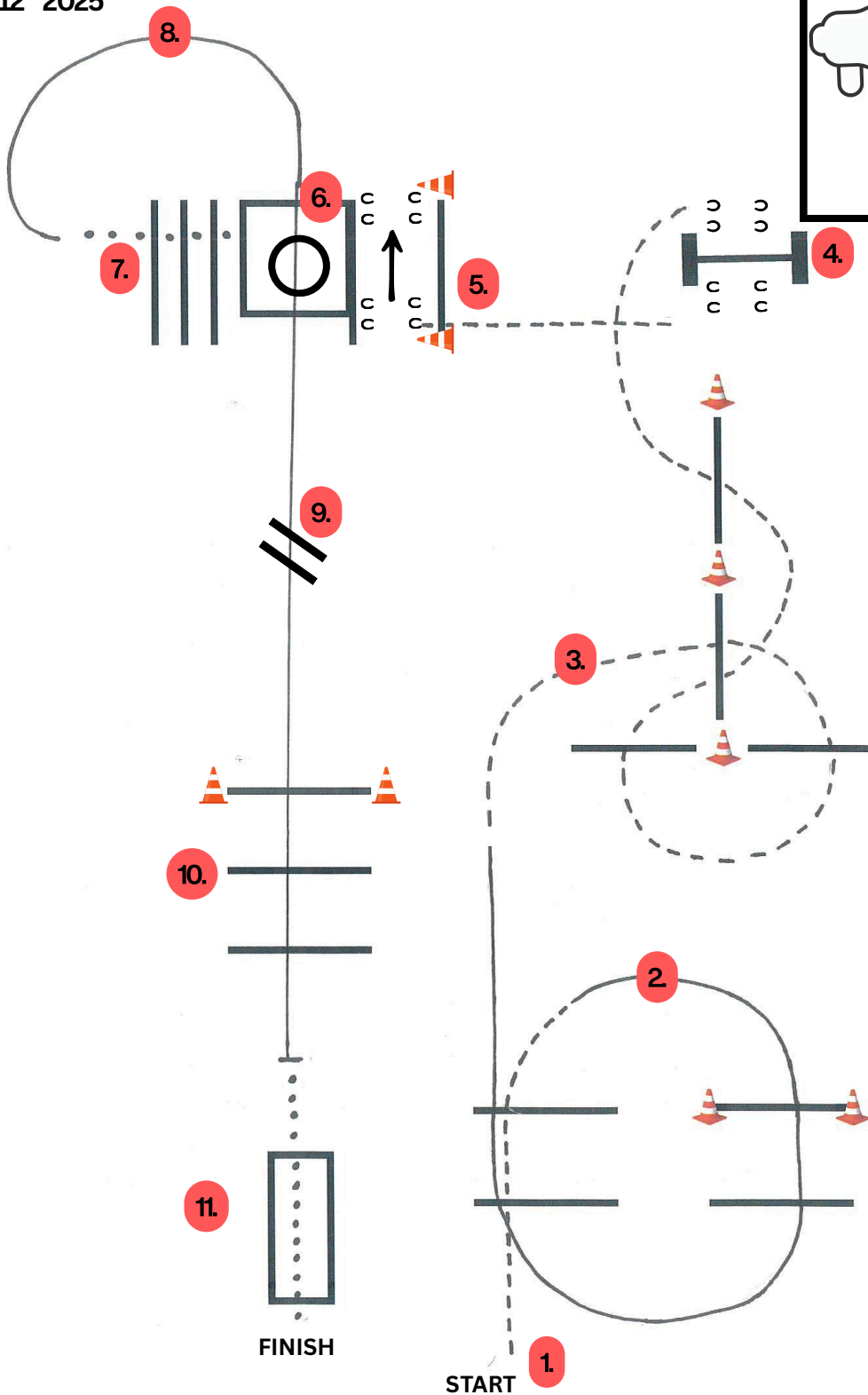


OCTOBER 12<sup>th</sup> 2025

## TRAIL : AMATEUR - SELECT AMATEUR- SENIOR

Judge Three: Lori Gordon, Washington, PA

Judge Four: Sandy Curl, Vero Beach, FL



1. Jog over poles
2. Lope (RH) over poles.
3. Jog Serpentine .
4. Work (RH) Gate
5. Jog to side-pass walk into chute & side-pass right.

6. Walk into box spin either way
7. Walk out of box over poles
8. Lope (RL) through box.
9. Simple or flying lead change
10. Lope over poles
11. Stop, walk over bridge to finish.



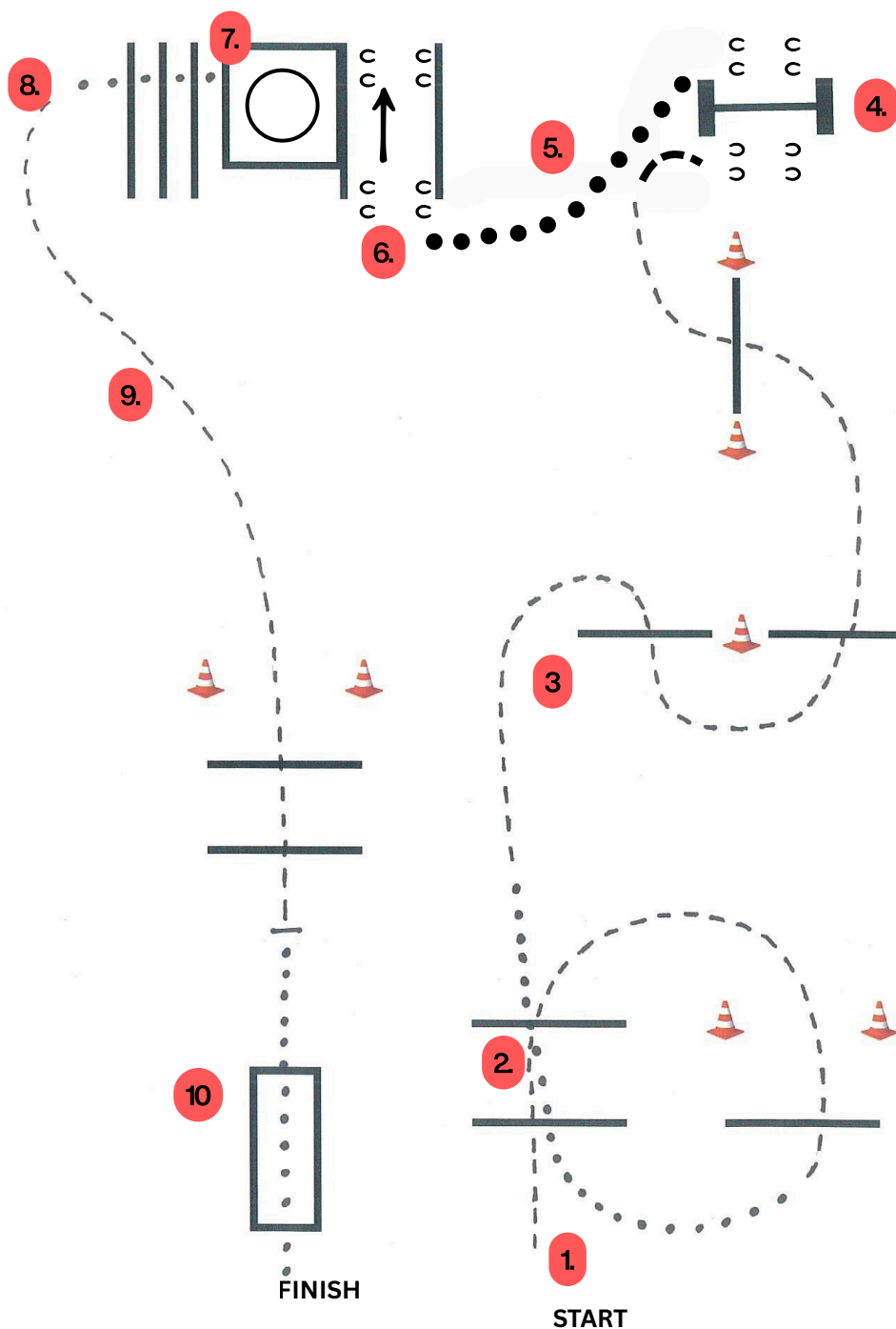


## Aphc Yearling In-Hand Trail - MRCHBA In-Hand Trail

**Judge Three:** Lori Gordon, Washington, PA

**Judge Four:** Sandy Curl, Vero Beach, FL

OCTOBER 12<sup>th</sup> 2025



1. Jog over poles
2. Break to a walk & walk over poles.
3. Jog Serpentine
4. Work (LH) Gate
5. Walk to Side-pass

6. Side-pass to the right
7. Walk into box spin either way
8. Walk out & over poles.
9. Jog over poles.
10. Break to a walk & walk over bridge to finish.








**Judge Three:** Lori Gordon, Washington, PA

[www.HorseShowPatterns.com](http://www.HorseShowPatterns.com)



1. Perform a jog from A and a square corner toward center of pattern.
2. Continue the jog in a straight line.
3. Stop and perform a 1/4 turn to the left.
4. Back approximately one horse length
5. Walk until you cross your line.
6. Exit arena at a jog.

Walk	-----
Jog	----
Extended Jog	---
Lope	—
Lead Change	
Back	
Marker	

# THANKSGIVING CLASSIC



OCTOBER 12<sup>th</sup> 2025

**ALL HORSEMANSHIP**  
**ApHC NON - PRO**  
**ApHC 18 & UNDER**

**Judge Three:** Lori Gordon, Washington, PA

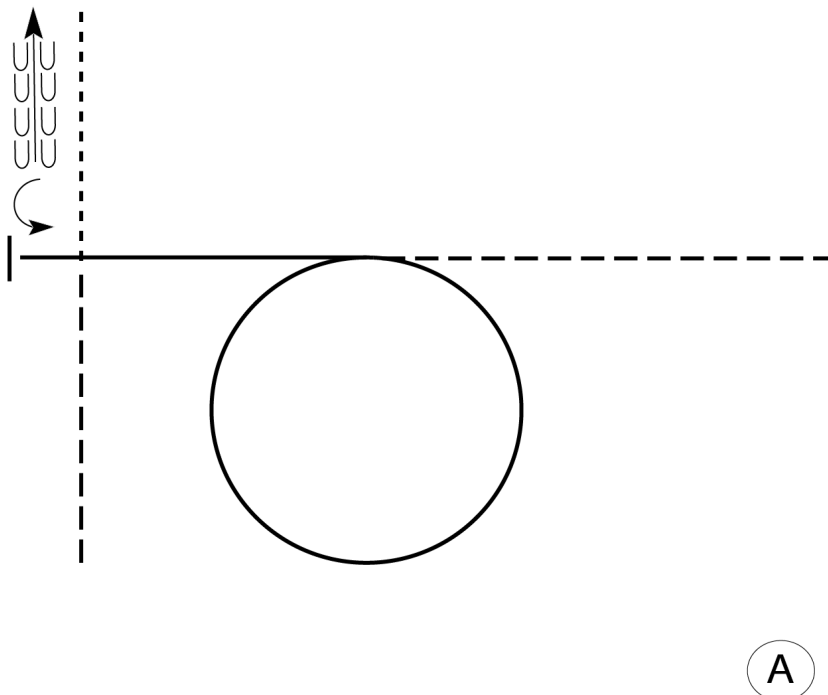
**Judge Four:** Sandy Curl, Vero Beach, FL



**DON'T FORGET!**



**TO ENTER THE HORSEMANSHIP JACKPOT**



Be ready at A.

1. Perform a jog from A and a square corner toward center of pattern.
2. Lope a left lead circle.
3. Close the circle and continue loping on the left lead in a straight line.
4. Stop and perform a 1/4 turn to the left.
5. Back approximately one horse length.
6. Walk until you cross your line.
7. Exit arena at a jog.

Walk	-----
Jog	- - - - -
Extended Jog	— — — —
Lope	— — — —
Lead Change	
Back	
Marker	(B)

www.HorseShowPatterns.com

www.HorseShowPatterns.com





# THANKSGIVING CLASSIC

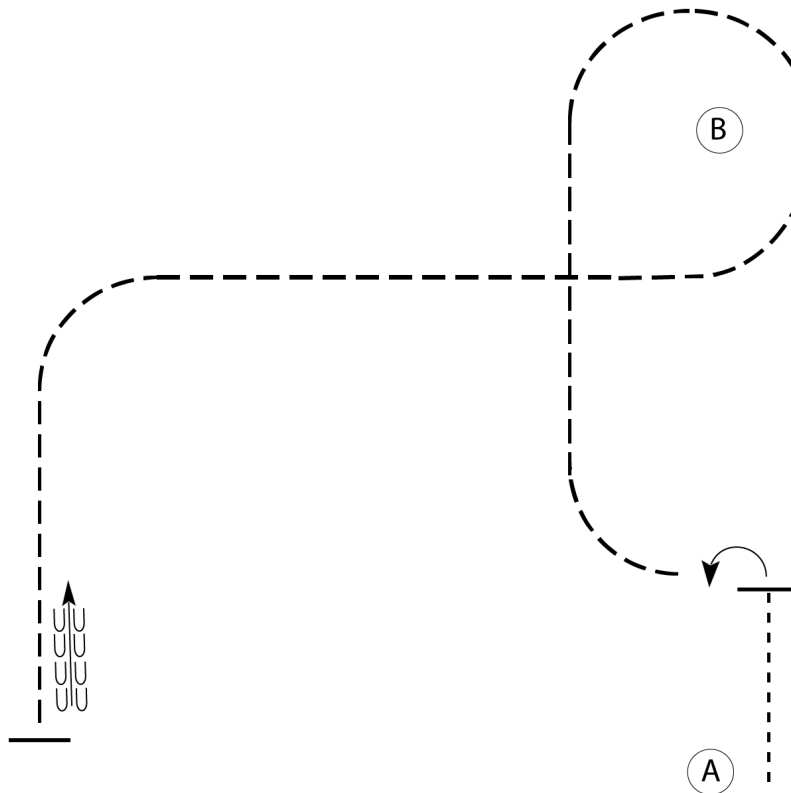


OCTOBER 12<sup>th</sup> 2025

**WALK - TROT HUNT SEAT EQUITATION**  
**SMALL - FRY HUNT SEAT EQUITATION**  
**ApHC NON - PRO WALK TROT**

**Judge Three:** Lori Gordon, Washington, PA

**Judge Four:** Sandy Curl, Vero Beach, FL



Be ready at A.

1. Walk 2 horse lengths.
2. Stop and perform a 90 degree turn on the forehand left.
3. Sitting trot 1 corner until even with B.
4. At B, posting trot on the left diagonal around B and half the line.
5. Change diagonals.
6. Posting trot on the right diagonal around 1 corner and until even with A.
7. Stop and back 5 steps. Pattern is complete.

Walk	-----
Trot	- - - - -
Extended Trot	— — — —
Canter	— — — —
Leg Yield	
Lead Change	— — — —
Back	← ← ← ← ←
Marker	(B)
Sidepass	← — — — — →
Hand Gallop	— — — —

www.HorseShowPatterns.com

www.HorseShowPatterns.com



# THANKSGIVING CLASSIC



OCTOBER 12<sup>th</sup> 2025

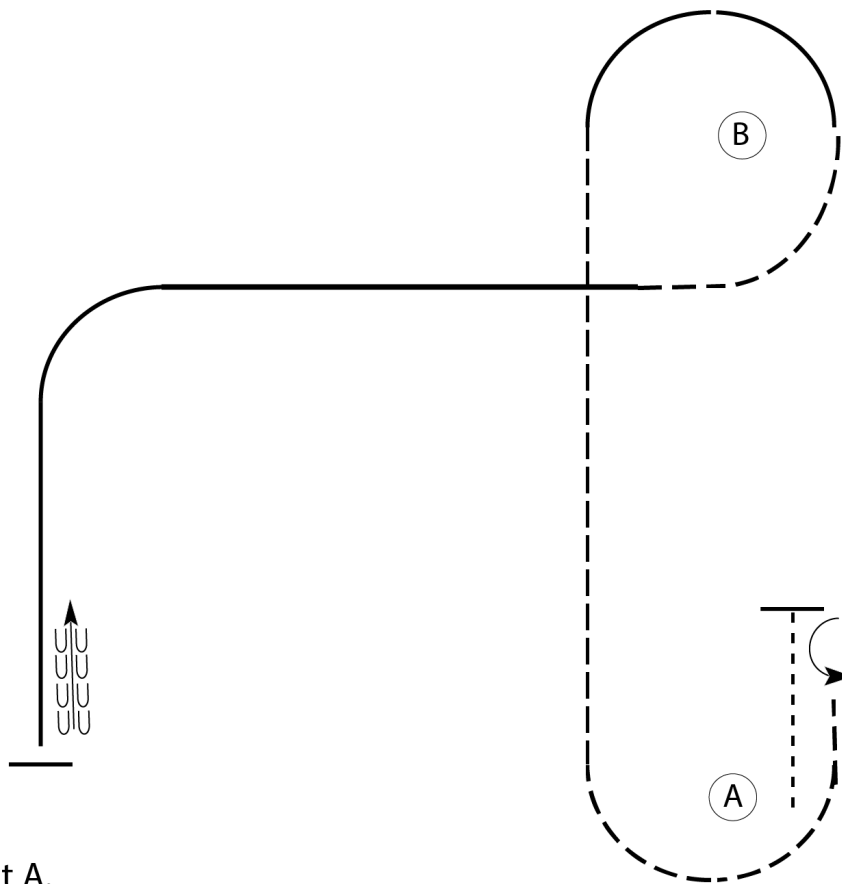
## ALL HUNT SEAT EQUITATION ApHC NON-PRO ApHC 18 & UNDER

**Judge Three:** Lori Gordon, Washington, PA

**Judge Four:** Sandy Curl, Vero Beach, FL

www.HorseShowPatterns.com

www.HorseShowPatterns.com



Be ready at A.

1. Walk 2 horse lengths.
2. Perform a 180 degree turn on the forehand left.
3. Sitting trot to and around A.
4. Posting trot on the right diagonal until even with B.
5. Canter right lead around B.
6. Posting trot on the left diagonal around 1 corner.
7. Canter left lead around 1 corner and until even with A.
8. Stop and back 5 steps. Pattern is complete.

Walk	-----
Trot	- - - - -
Extended Trot	— — — —
Canter	— — — —
Leg Yield	
Lead Change	↗ ↘
Back	← ← ← ← ←
Marker	(B)
Sidepass	← — — — →
Hand Gallop	— — — —



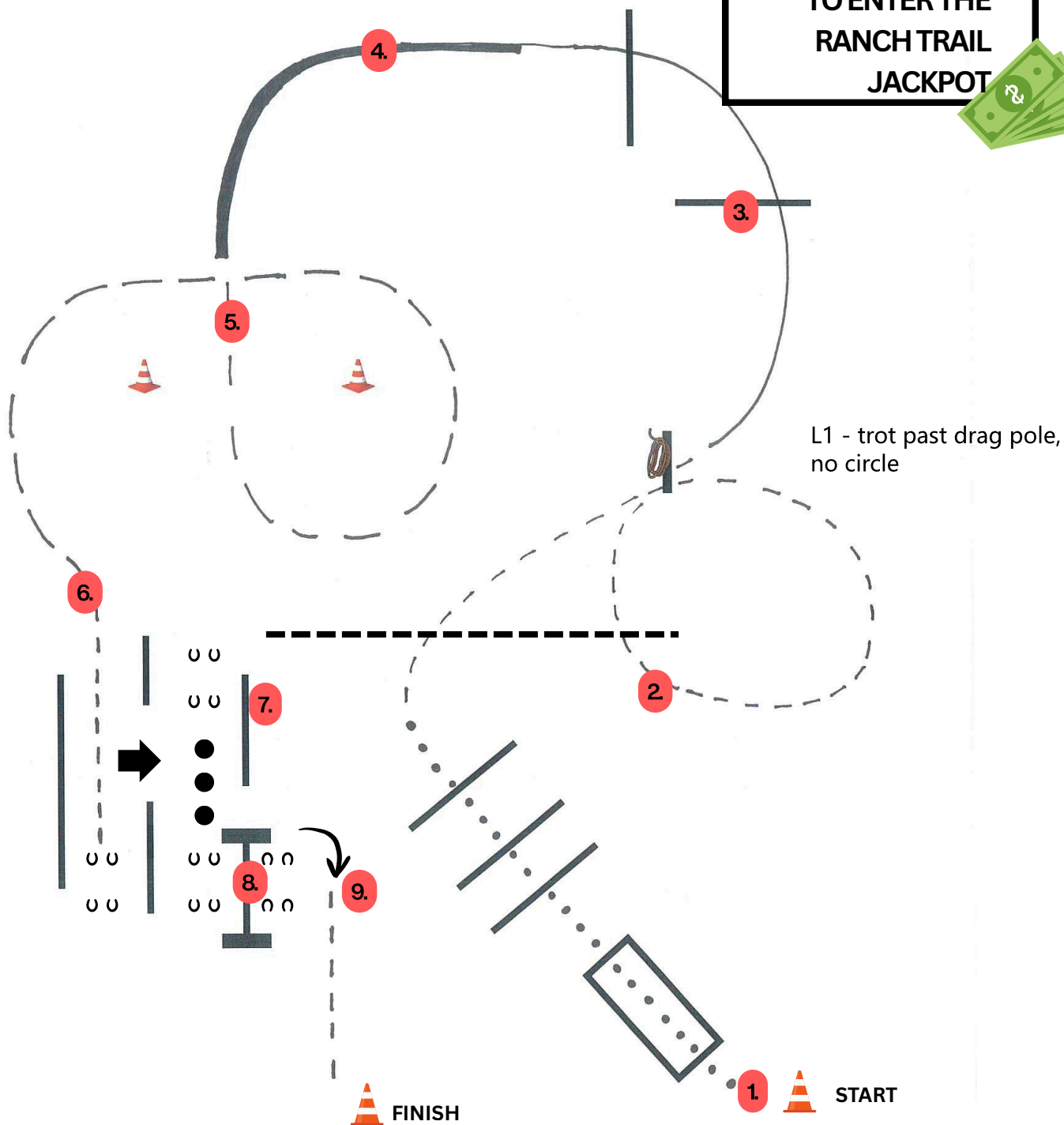
OCTOBER 13<sup>h</sup> 2025

## ALL RANCH TRAIL

LEVEL 1 - NO DRAG

**Judge Three:** Lori Gordon, Washington, PA

**Judge Four:** Sandy Curl, Vero Beach, FL



1. Walk over bridge, ad over poles.
2. Trot to drag. Drag to the right. Either a walk or trot.
3. Lope (LL) over poles
4. Extended lope to serpentine.
5. Extended trot through the serpentine

6. Resume regular trot into chute.
7. Back to the open spot. Side-pass left continue backing
8. Walk to gate. (LH) push gate.
9. 180 degree turn to the right. Trot to finish.

ApHC 9. 180 R, trot to cone, dismount and remount. Pattern complete. Mounting block will be provided.





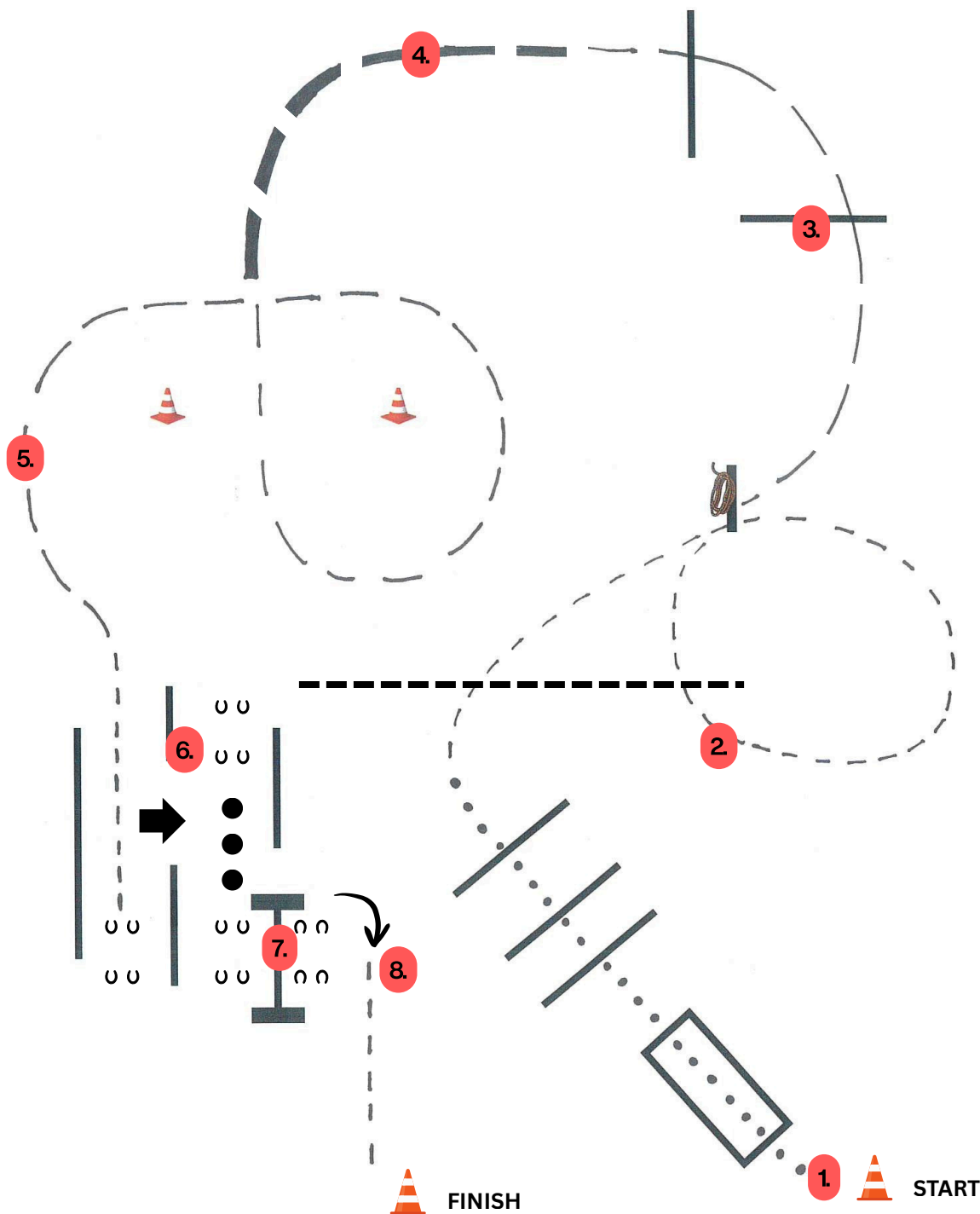
OCTOBER 13<sup>h</sup> 2025

# RANCH TRAIL ApHC Non-Pro walk Trot

LEVEL 1 - NO DRAG

**Judge Three:** Lori Gordon, Washington, PA

**Judge Four:** Sandy Curl, Vero Beach, FL



1. Walk over bridge, ad over poles.
2. Trot past drag , no circle
3. Trot over poles.
4. Extended trot through the serpentine

5. Resume regular trot into chute.
6. Back to the open spot. Side -pass left continue backing
7. Walk to gate. (LH) push gate.
8. 180 degree turn to the right.  
Trot to cone, Dismount and remount.  
Pattern complete. Mounting block provided.





# THANKSGIVING CLASSIC



## SMALL FRY SHOWMANSHIP

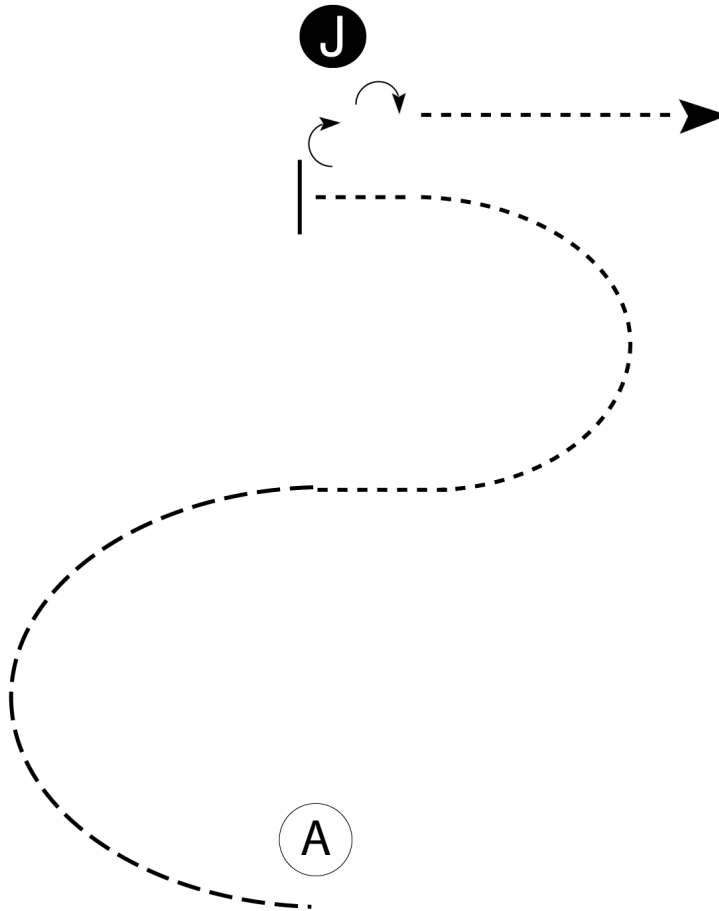
**Judge Three:** Lori Gordon, Washington, PA

**Judge Four:** Sandy Curl, Vero Beach, FL

OCTOBER 13<sup>th</sup> 2025

www.HorseShowPatterns.com

www.HorseShowPatterns.com



Be ready at A.

1. Trot a half circle to center of pattern.
2. Break to a walk and walk a half circle.
3. Stop, perform a 1/4 turn, and set up for inspection.
4. When dismissed, perform a 1/4 turn.
5. Walk to exit.

Follow the instructions of your ring steward.

Walk	-----
Trot	- - - - -
Back	← ⊢ ⊢ ⊢ ⊢
Marker	ⓑ
Judge	ⓐ

# THANKSGIVING CLASSIC



**OCTOBER 13<sup>h</sup> 2025**

**ALL SHOWMANSHIP**  
**ApHC 18 & UNDER**  
**ApHC NON - PRO**  
**ApHC NOVICE NON - PRO**

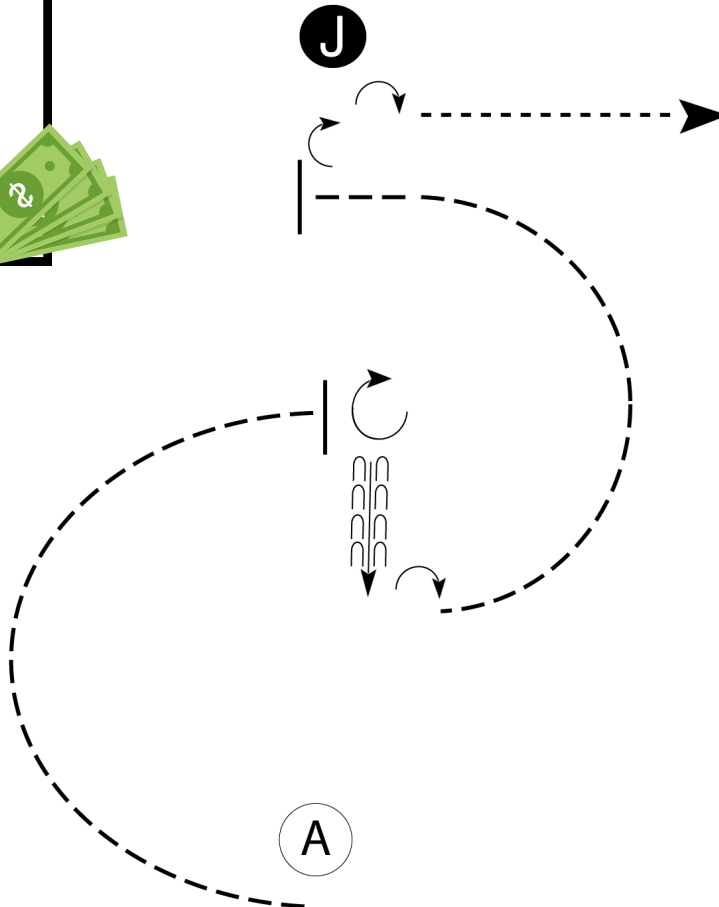
**Judge Three:** Lori Gordon, Washington, PA

**Judge Four.** Sandy Curl, Vero Beach, FL



**DON'T  
FORGET!**

**TO ENTER THE  
SHOWMANSHIP  
JACKPOT**



Be ready at A.

1. Trot a half circle to center of pattern.
2. Stop and perform a 3/4 turn.
3. Back one horse length.
4. Perform a 1/4 turn.
5. Trot a half circle.
6. Perform a 1/4 turn and set up for inspection.
7. When dismissed, perform a 1/4 turn.
8. Walk to exit.

Follow the instructions of your ring steward.

**Walk** - - - - -

Trot     - - - -

**Back** 

Marker **B**

**Judge** 

**www.HorseShowPattern**

[www.HorseShowPatterns.com](http://www.HorseShowPatterns.com)



# THANKSGIVING CLASSIC



OCTOBER 13<sup>th</sup> 2025

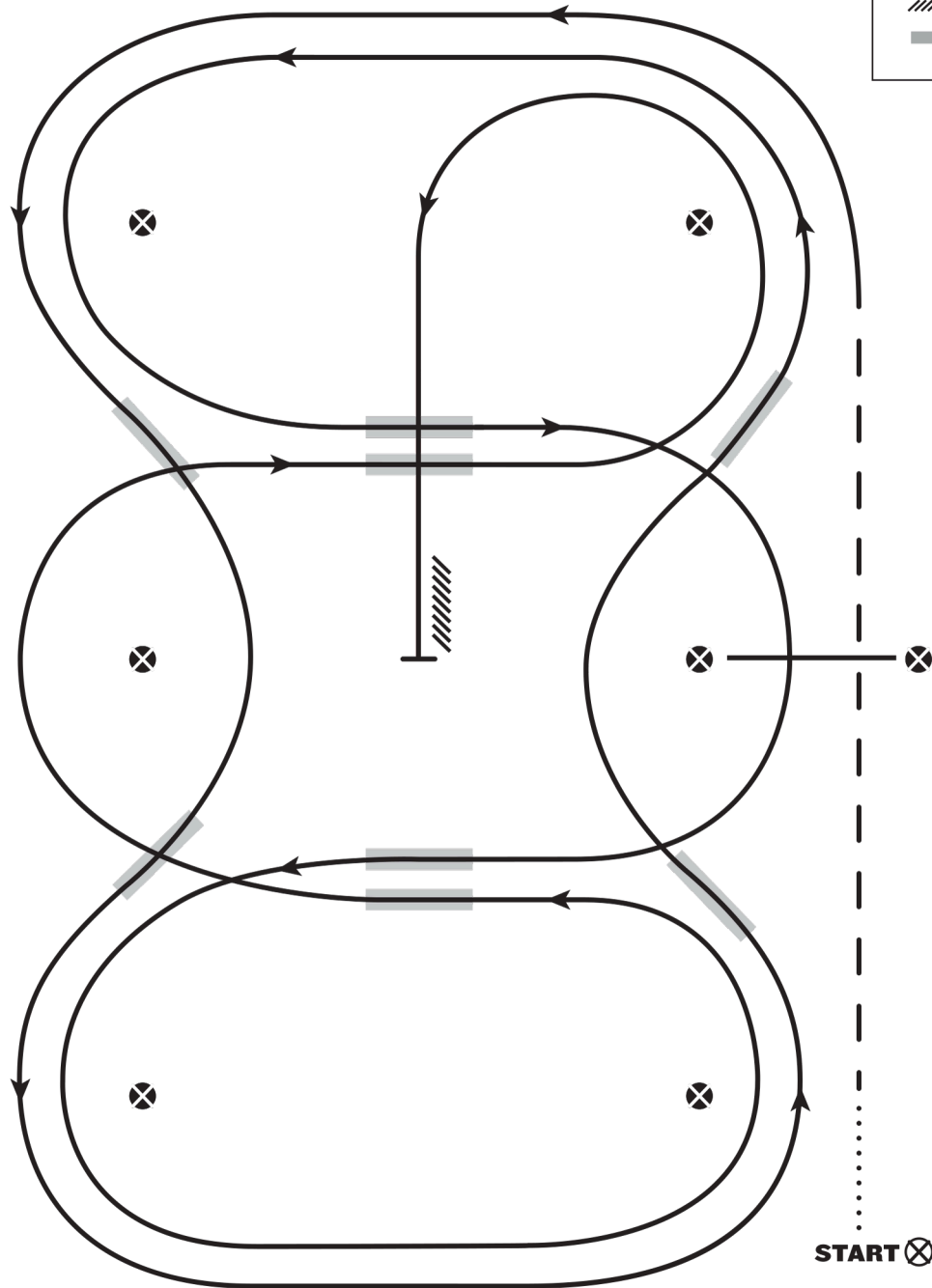
## ALL WESTERN RIDING

**Judge Three:** Lori Gordon, Washington, PA

**Judge Four:** Sandy Curl, Vero Beach, FL

## LEGEND

- ..... Walk Jog Lope Back
- - - Lead Changing Area
- //////
- 



1. Walk at least 15 feet from start cone to the first marker, transition to jog, jog over log.
2. Transition to the lope left lead
3. First line change
4. Second line change
5. Third line change
6. Fourth line change
7. First crossing change
8. Lope over log
9. Second crossing change
10. Third crossing change
11. Fourth crossing change
12. Lope, stop & back

# THANKSGIVING CLASSIC



OCTOBER 13<sup>th</sup> 2025

**ALL RANCH RIDING**  
**ApHC ALL - AGES**  
**ApHC NON - PRO**

**Judge Three:** Lori Gordon, Washington, PA

**Judge Four:** Sandy Curl, Vero Beach, FL

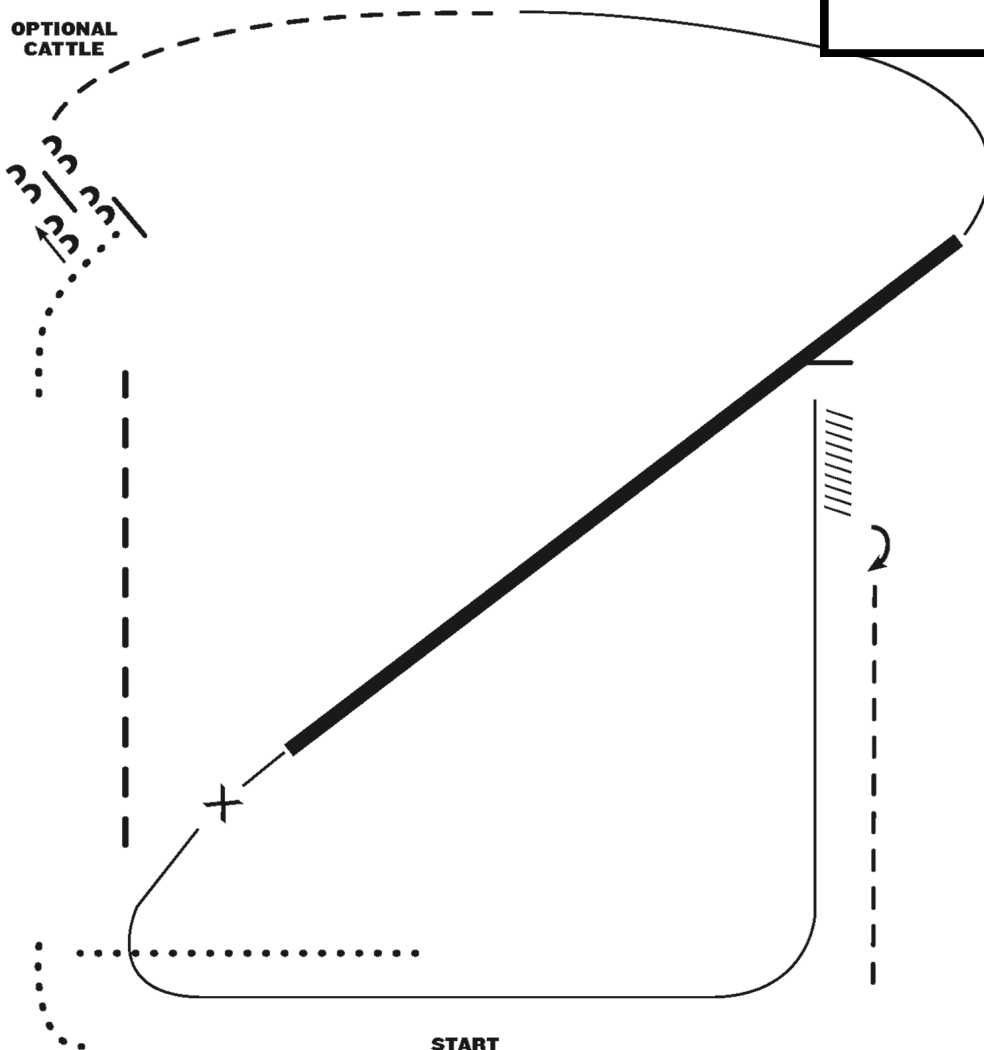


**DON'T  
FORGET!**

**TO ENTER THE  
RANCH TRAIL  
JACKPOT**



OPTIONAL  
CATTLE



**START**

1. Walk
2. Extended trot
3. Walk
4. Stop, side pass log left
5. Trot
6. Lope right lead
7. Extended Lope (right lead)
8. Collect lope and change leads (simple or flying)
9. Lope left lead
10. Stop and back
11. 180 turn to right
12. Trot

Note: The drawn description of this pattern is only intended for the general depiction of the pattern. Exhibitors should utilize the arena space to best exhibit their horses.

www.HorseShowPatterns.com

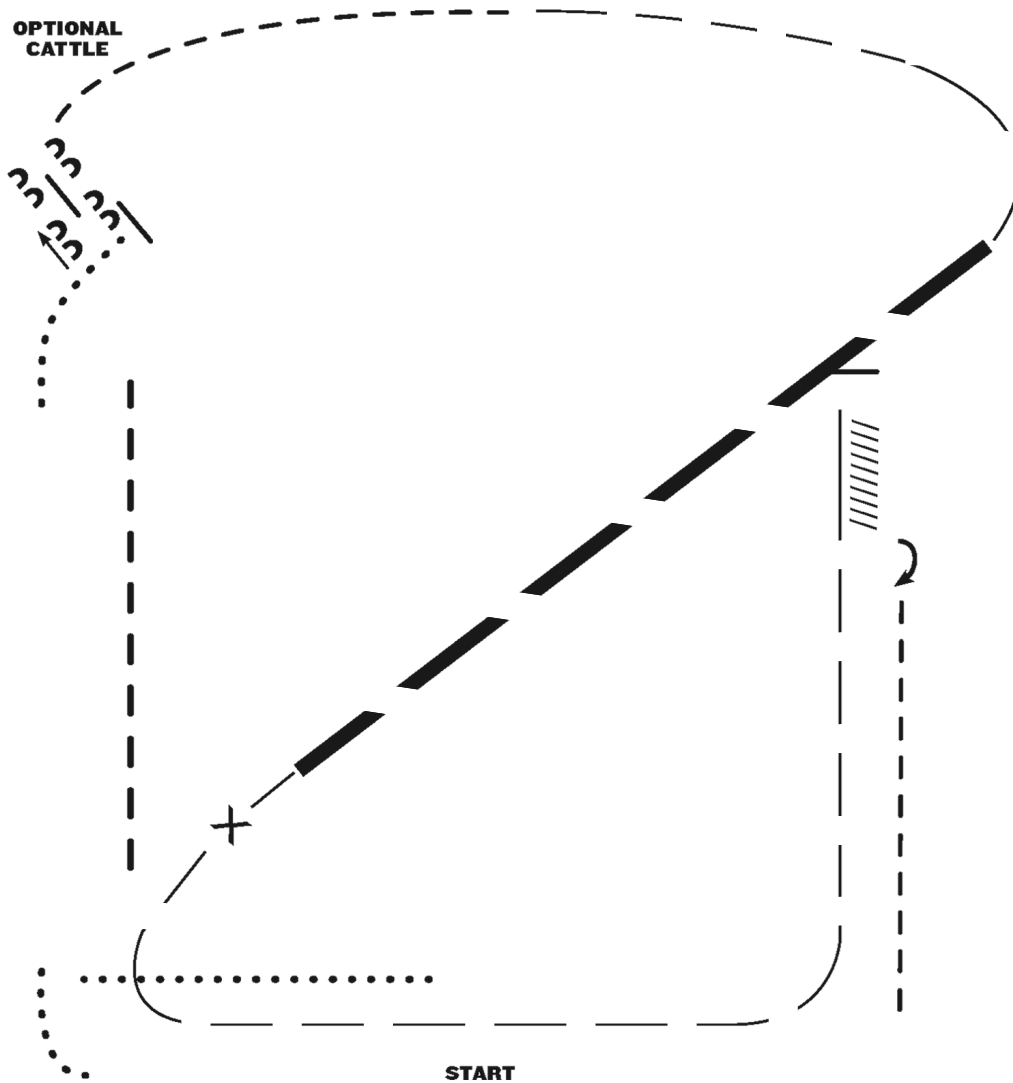
www.HorseShowPatterns.com





**Judge Four:** Sandy Curl, Vero Beach, FL

**OCTOBER 13<sup>h</sup> 2025**



- 1.Walk
- 2.Extended trot
- 3.Walk
- 4.Stop - Side pass log left
5. Trot
6. Extended Trot
7. Trot
- 8.Stop and Back
9. 180 turn to right
- 10.Trot

Note: The drawn description of this pattern is only intended for the general depiction of the pattern. Exhibitors should utilize the arena space to best exhibit their horses.