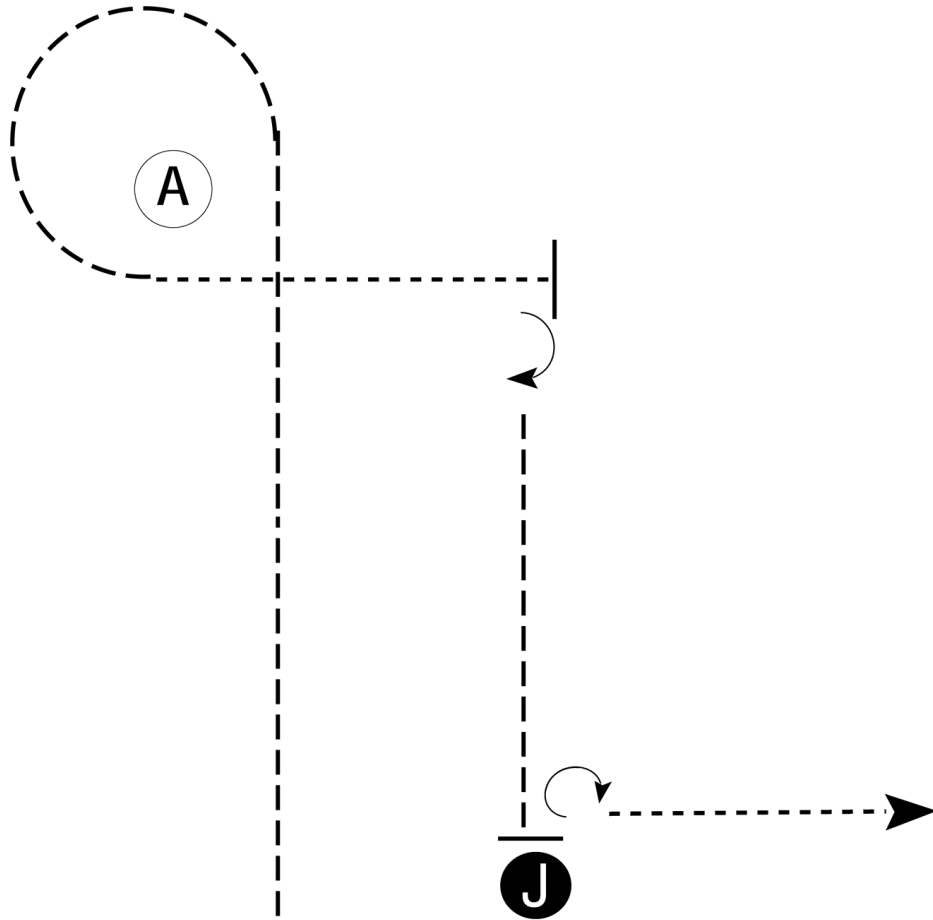


# MQHA Thanksgiving Classic

## Showmanship (All Breed 12 & U)

Show Date: 10-06-07-2023



Be ready even with judge.

1. Trot to and around A.
2. Walk from A until even with judge.
3. Stop and perform a 90 degree turn.
4. Trot to judge.
5. Stop and set up for inspection.
6. When dismissed, perform a 270 degree turn.
7. Walk straight away from judge.

Follow the instructions of your ring steward.

Walk	-----
Trot	- - - - -
Back	← ⊃ ⊃ ⊃ ⊃
Marker	Ⓟ
Judge	Ⓜ

[S/1-76]

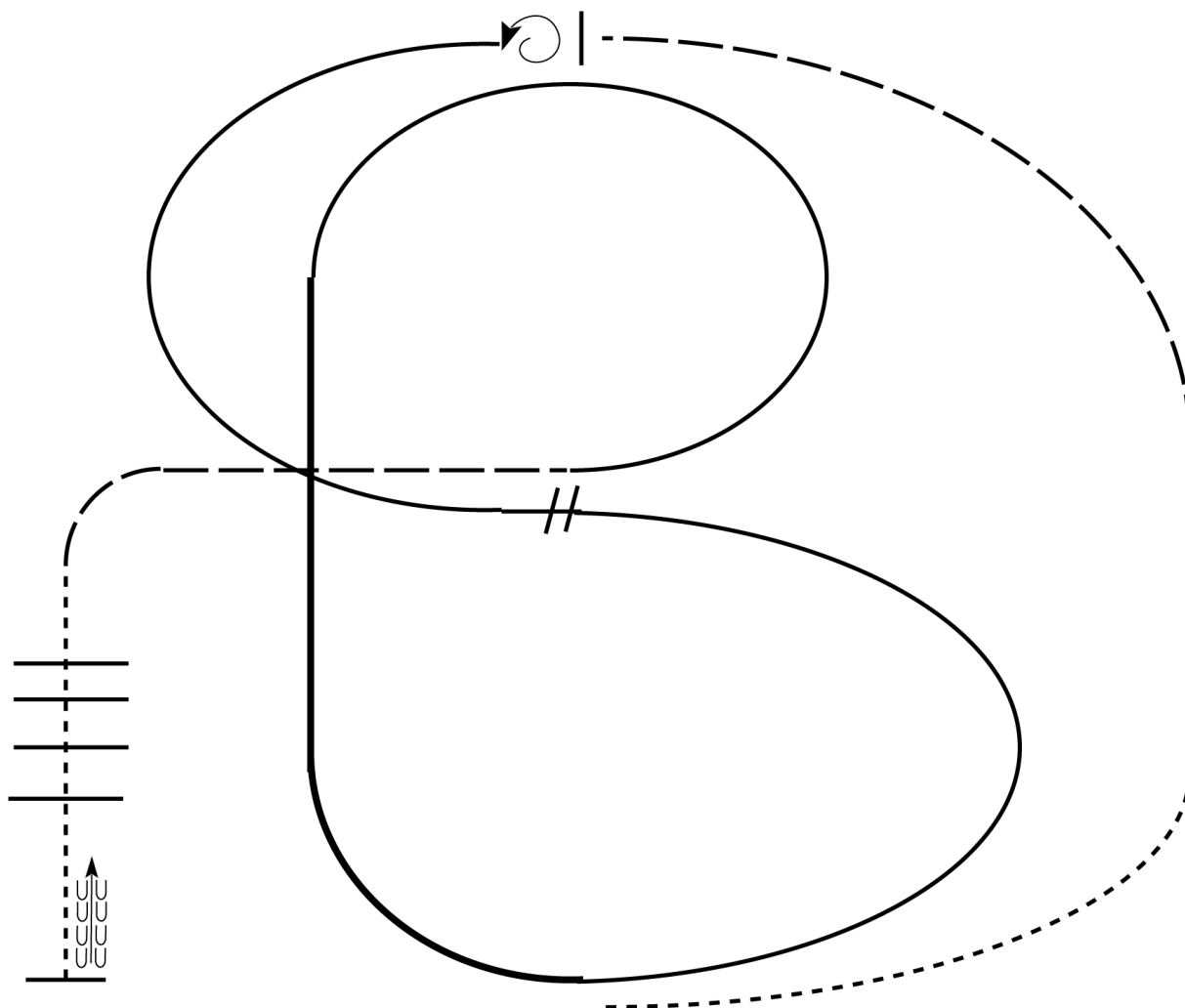
Pattern Provided by:

*Judges*

# MQHA Thanksgiving Classic

iding (ApHC All ages/Non Pro/AQHA Amateur/Youth/Open/Level 1 ope

Show Date: 10-06-07-2023



1. Walk
2. Trot
3. Extend the trot, at the top of the arena, stop
4. 360 degree turn to the left
5. Left lead 1/2 circle, lope to the center
6. Change leads (simple or flying)
7. Right lead 1/2 circle
8. Extended lope up the long side of arena (right lead)
9. Collect back to a lope around the top of the arena and back to center
10. Break down to an extended trot
11. Walk over poles.
12. Stop and back

Walk	-----
Jog	- - - - -
Extended Jog	— — — —
Lope	— — — —
Lead Change	
Back	
Marker	(B)

[RR/1]

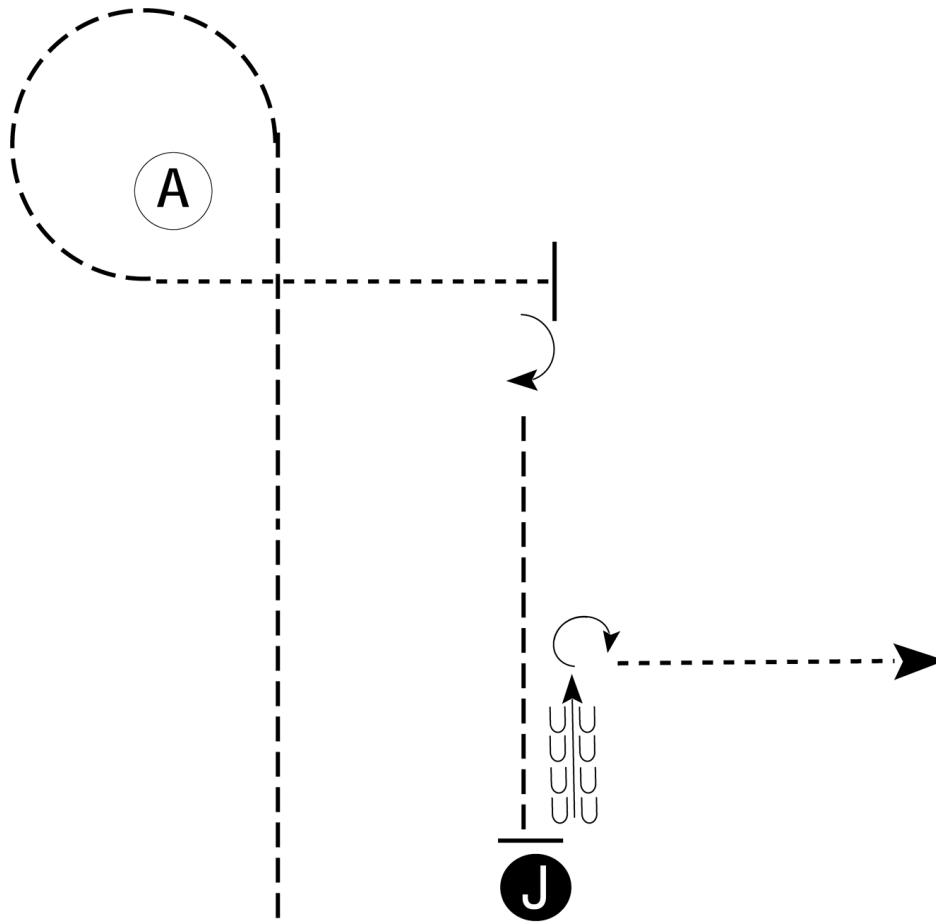
Pattern Provided by:

*Judges*

# MQHA Thanksgiving Classic

Showmanship (L1 Amateur/L1 Youth(ApHC) Novice Non Pro)

Show Date: 10-06-07-2023



Be ready even with judge.

1. Trot to and around A.
2. Walk from A until even with judge.
3. Stop and perform a 90 degree turn.
4. Trot to judge.
5. Stop and set up for inspection.
6. When dismissed, back approximately 2 horse lengths.
7. Perform a 270 degree turn.
8. Walk straight away from judge.

Follow the instructions of your ring steward.

Walk -----  
Trot -----  
Back ←-----  
Marker (B)  
Judge (J)

[S/2-76]

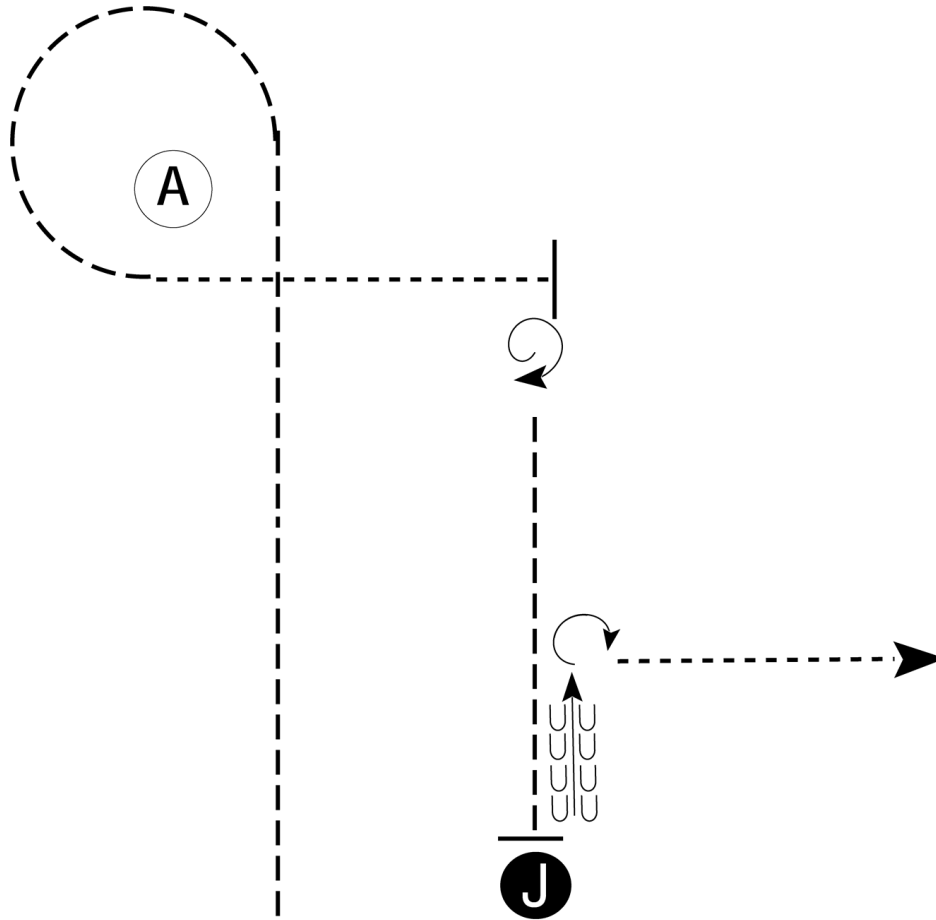
Pattern Provided by:

*Judges*

# MQHA Thanksgiving Classic

Showmanship (Amateur/Select/ Youth/(ApHC) Non Pro/18 & U)

Show Date: 10-06-07-2023



Be ready even with judge.

1. Trot to and around A.
2. Walk from A until even with judge.
3. Stop and perform a 450 degree turn.
4. Trot to judge.
5. Stop and set up for inspection.
6. When dismissed, back approximately 2 horse lengths.
7. Perform a 270 degree turn.
8. Walk straight away from judge.

Follow the instructions of your ring steward.

Walk -----  
Trot - - - - -  
Back ← ⊞ ⊞ ⊞ ⊞  
Marker (B)  
Judge (J)

[S/3-76]

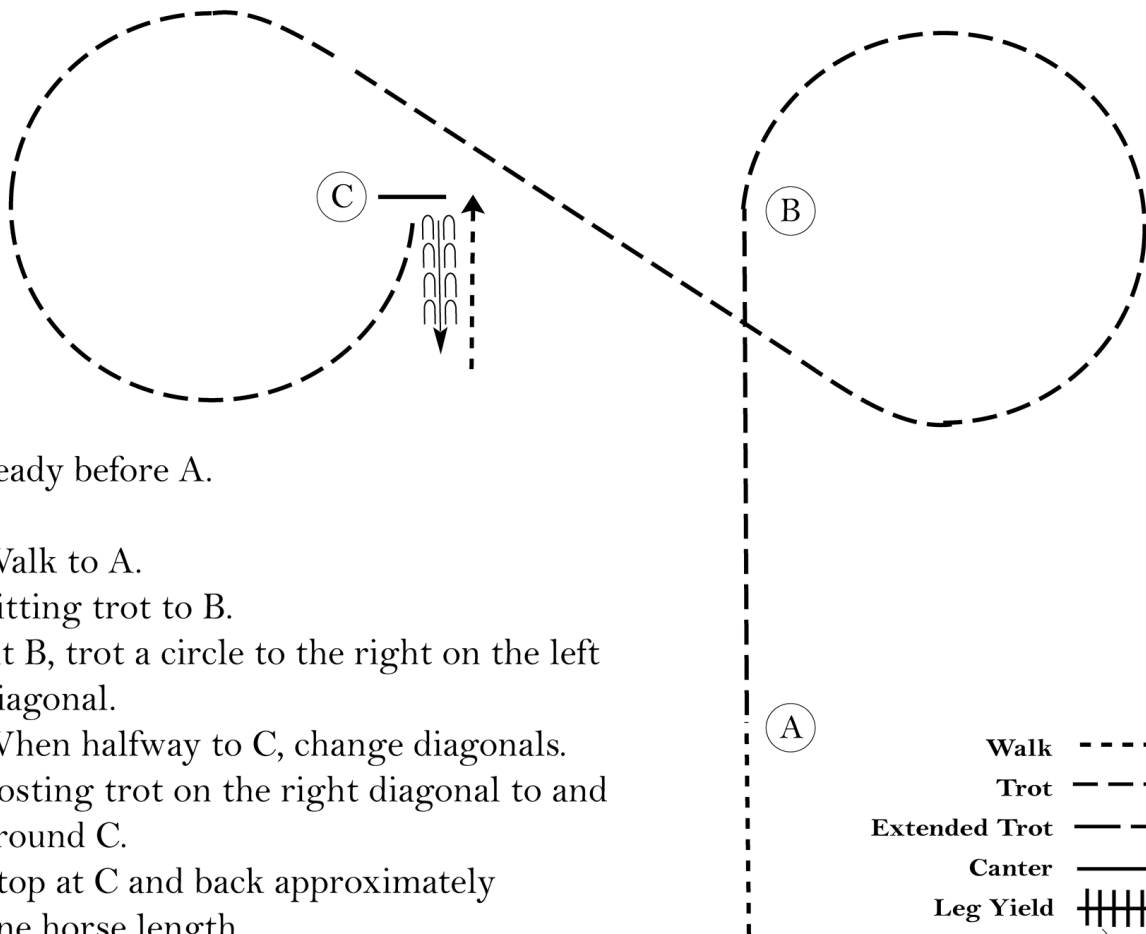
Pattern Provided by:

*Judges*

# MQHA Thanksgiving Classic

## Hunt Seat Equitation (W/T All Breed 12)

Show Date: 10-06-07-2023



[HSE/WT-41]

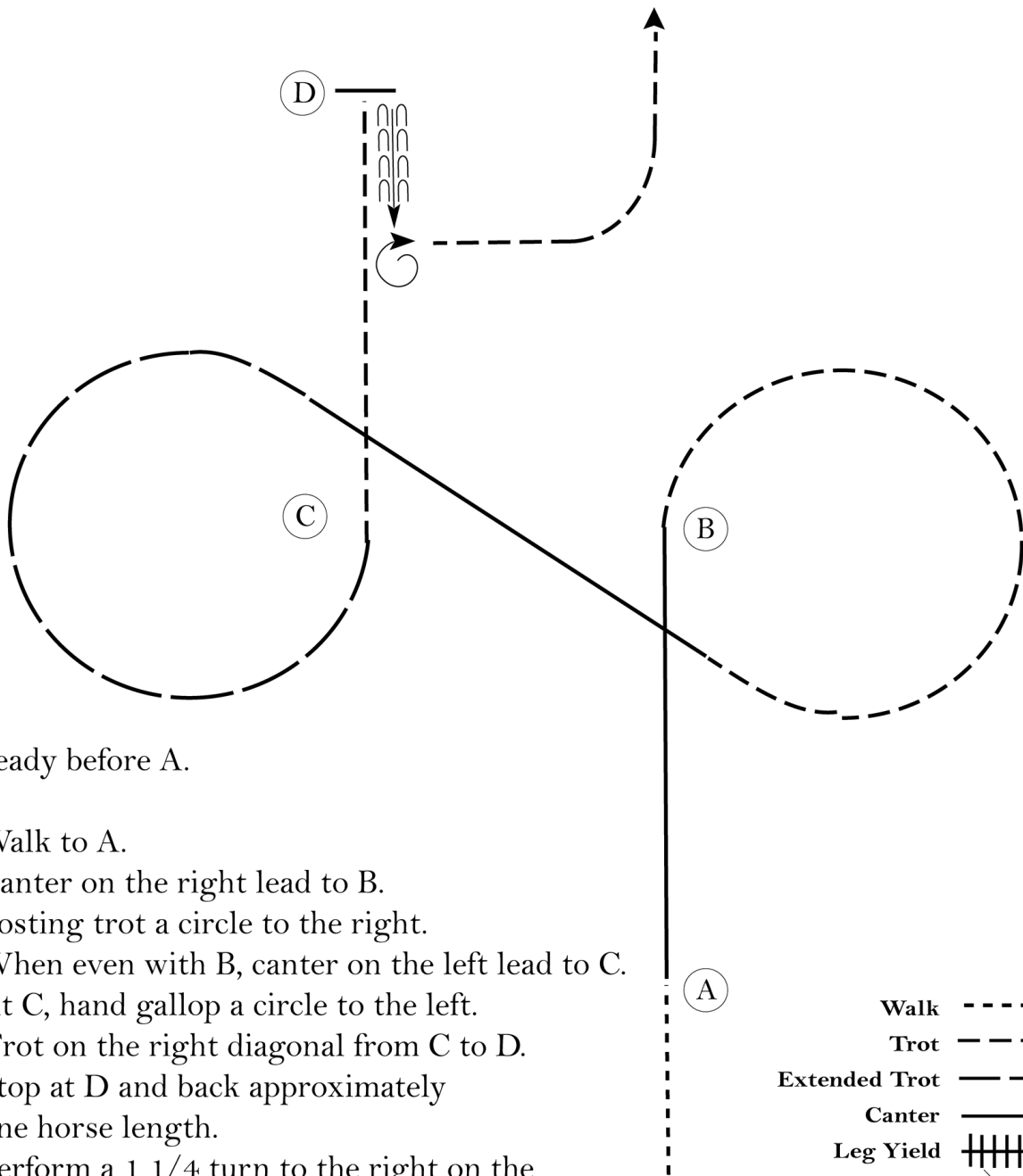
Pattern Provided by:

*Judges*

# MQHA Thanksgiving Classic

Hunt Seat Equitation (Select/Amateur/Youth 18 & U(ApHC) 18 & U)

Show Date: 10-06-07-2023



Be ready before A.

1. Walk to A.
2. Canter on the right lead to B.
3. Posting trot a circle to the right.
4. When even with B, canter on the left lead to C.
5. At C, hand gallop a circle to the left.
6. Trot on the right diagonal from C to D.
7. Stop at D and back approximately one horse length.
8. Perform a 1 1/4 turn to the right on the forehand.

Exit at a sitting trot.

Follow the instructions of your ring steward.

Walk	-----
Trot	- - - - -
Extended Trot	- - - - -
Canter	=====
Leg Yield	
Lead Change	///
Back	←←←
Marker	(B)
Sidepass	←→
Hand Gallop	

[HSE/3-41]

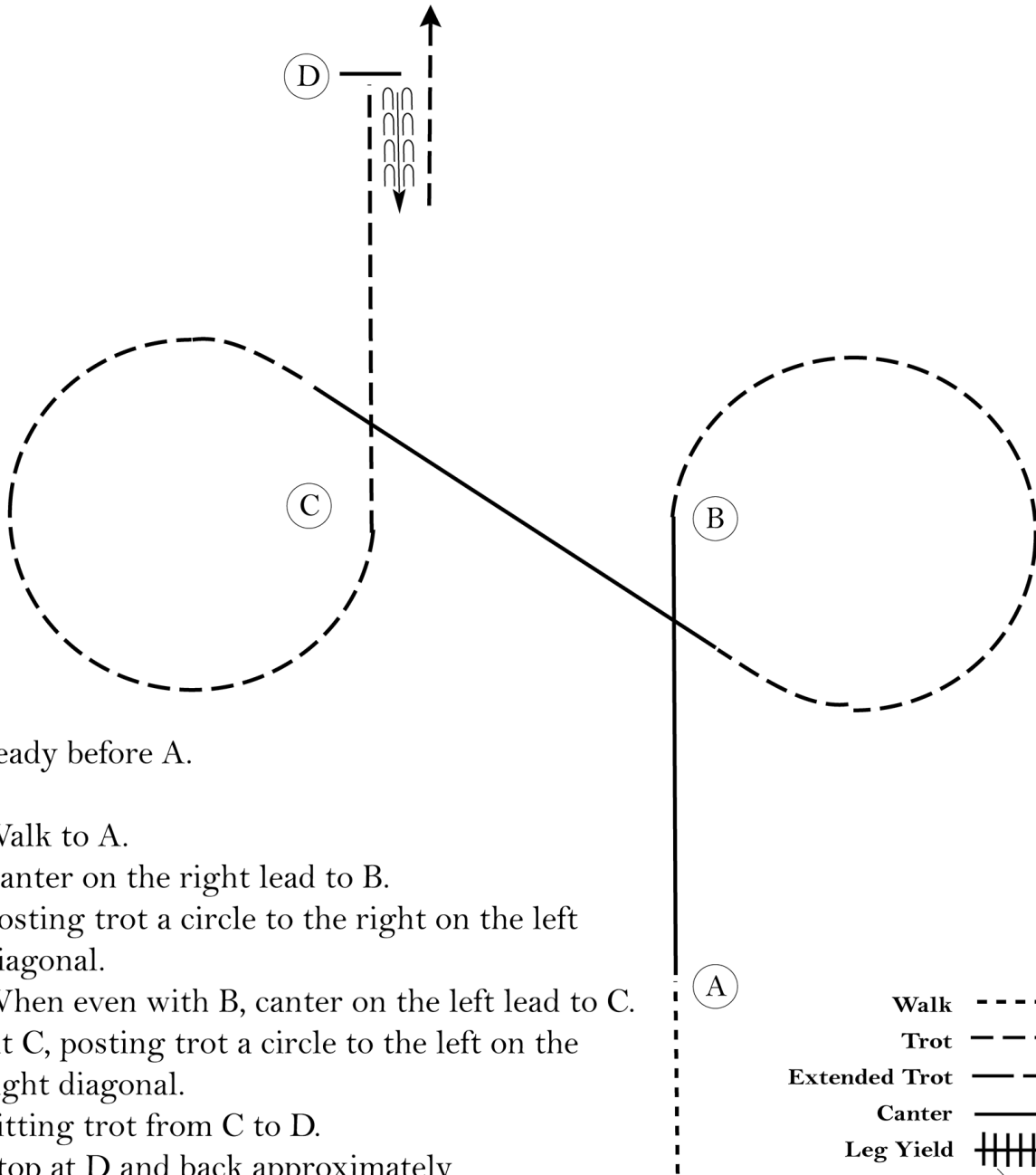
Pattern Provided by:

*Judges*

# MQHA Thanksgiving Classic

## Hunt Seat Equitation (L1 Amateur/Youth/ApHC Non Pro)

Show Date: 10-06-07-2023



Be ready before A.

1. Walk to A.
2. Canter on the right lead to B.
3. Posting trot a circle to the right on the left diagonal.
4. When even with B, canter on the left lead to C.
5. At C, posting trot a circle to the left on the right diagonal.
6. Sitting trot from C to D.
7. Stop at D and back approximately one horse length.

Exit at a sitting trot.

Follow the instructions of your ring steward.

Walk	-----
Trot	- - - - -
Extended Trot	- - - - -
Canter	-----
Leg Yield	
Lead Change	— / —
Back	← — — —
Marker	(B)
Sidepass	← — — — →
Hand Gallop	-----

[HSE/2-41]

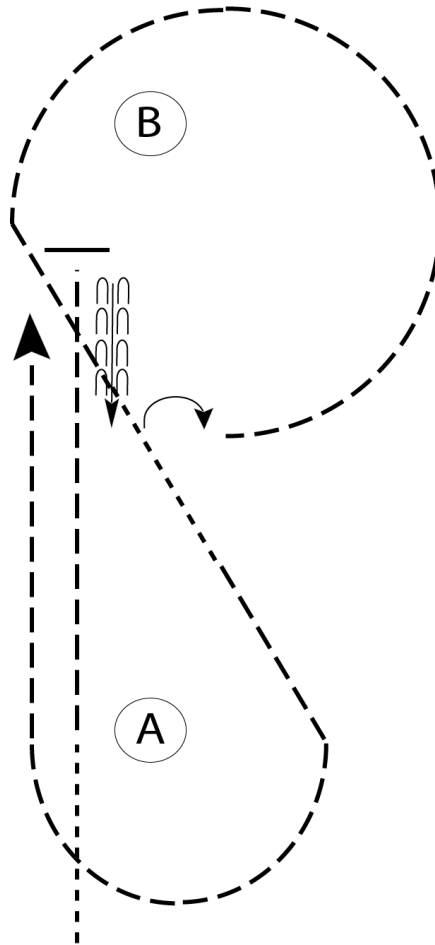
Pattern Provided by:

*Judges*

# MQHA Thanksgiving Classic

semanship (W/T All Breed 12 & U/W/T L1 Amateur/Youth W/T (ApHC )

Show Date: 10-06-07-2023



Be ready before A.

1. Walk to A.
2. Jog 2/3 of the way to B.
3. Stop and back to center of pattern.
4. Turn 1/4 turn right.
5. Jog to and around B and toward center of pattern.
6. Break to a walk through middle of pattern.
7. Jog around A and to exit as shown.

Follow the instructions of your ring steward.

Walk	-----
Jog	-----
Extended Jog	-----
Lope	-----
Lead Change	
Back	
Marker	

[WH/WT-99]

Pattern Provided by:

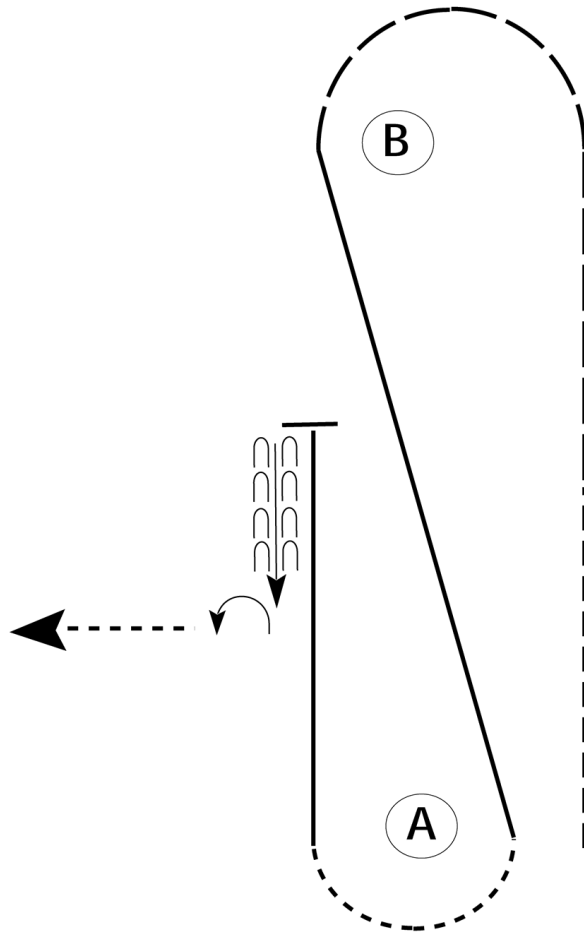
*Judges*



# MQHA Thanksgiving Classic

Western Horsemanship (L1 Amateur/Youth(ApHC) Non Pro)

Show Date: 10-06-07-2023



Be ready at A.

1. Jog halfway to B.
2. Extend the jog to and around B.
3. Lope on the left lead diagonally back to A.
4. Walk around A.
5. Lope on the right lead halfway to B.
6. Stop and back approximately two horse lengths.
7. Perform a 1/4 turn to the left.
8. Walk straight away.

Follow the instructions of your ring steward.

Walk	-----
Jog	- - - - -
Extended Jog	— — —
Lope	
Lead Change	
Back	
Marker	(B)

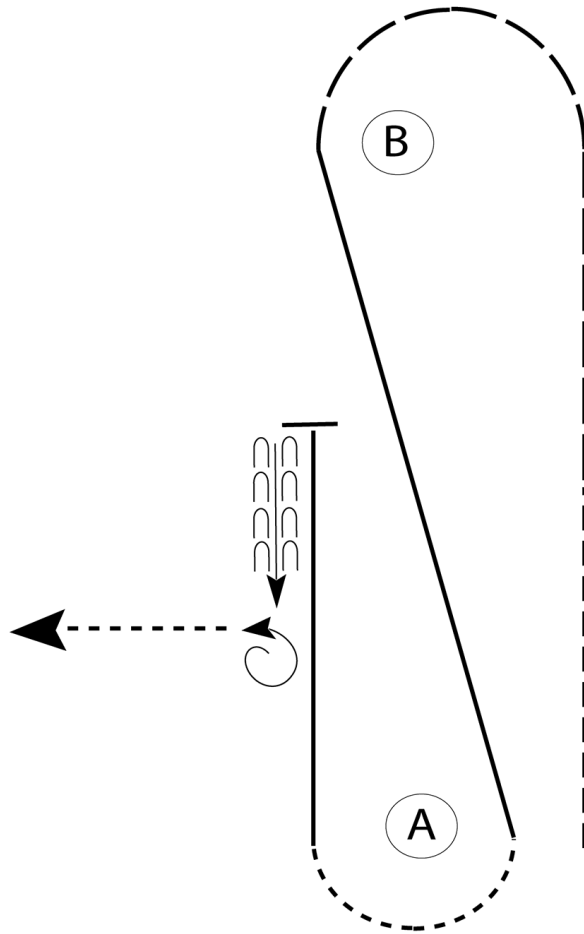
[WH/2-86]

Pattern Provided by:  
*Judges*

# MQHA Thanksgiving Classic

Western Horsemanship (Select/Amateur/Youth 18 & U(ApHC) 18 & U)

Show Date: 10-06-07-2023



Be ready at A.

1. Jog halfway to B.
2. Extend the jog to and around B.
3. Lope on the left lead diagonally back to A.
4. Walk around A.
5. Lope on the right lead halfway to B.
6. Stop and back approximately two horse lengths.
7. Perform a 1 1/4 turn to the left.
8. Walk straight away.

Follow the instructions of your ring steward.

Walk	-----
Jog	-----
Extended Jog	-----
Lope	-----
Lead Change	
Back	
Marker	(B)

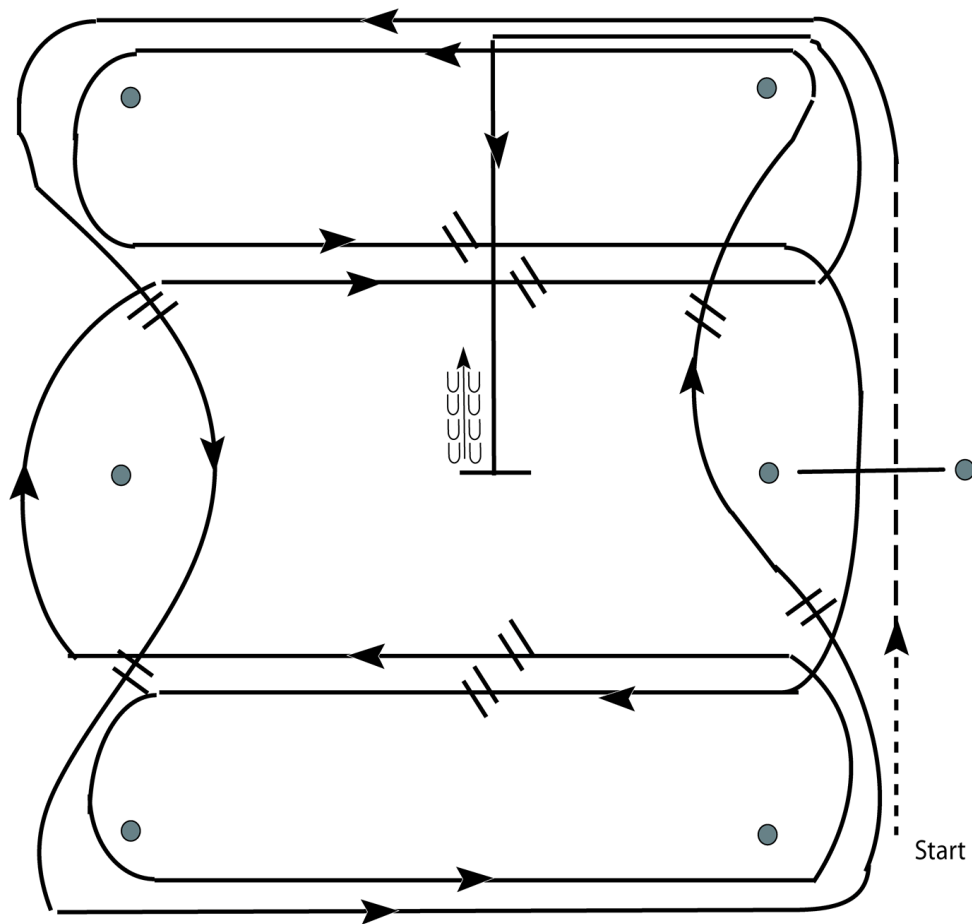
[WH/3-86]

Pattern Provided by:  
*Judges*

# MQHA Thanksgiving Classic

## Western Riding (Amateur/Select/ Youth)

Show Date: 10-06-07-2023



1. Walk, transition to jog, jog over log.
2. Transition to the lope, on the left lead.
3. First line change.
4. Second line change.
5. Third line change.
6. Fourth line change.
7. First crossing change.
8. Lope over the log.
9. Second crossing change.
10. Third crossing change.
11. Fourth crossing change.
12. Lope, stop and back.

[WR/OP-5]

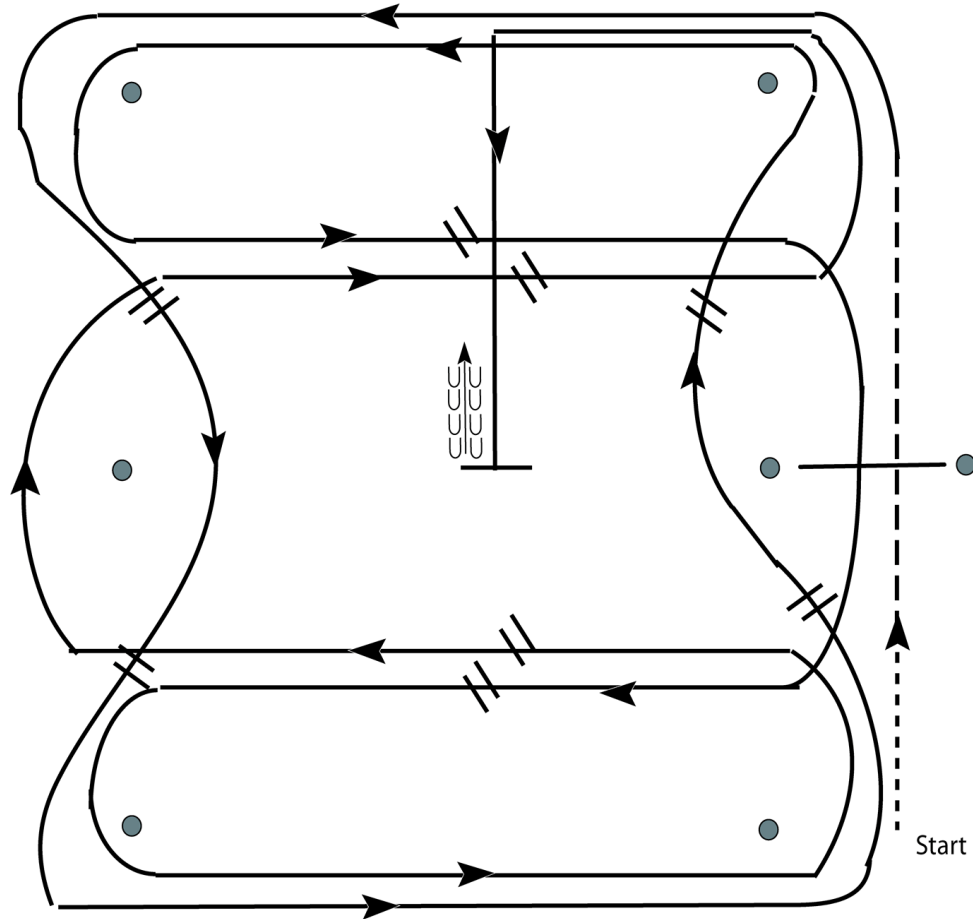
Pattern Provided by:

*Judges*

# MQHA Thanksgiving Classic

## Western Riding (L1 Amateur/Youth/Open)

Show Date: 10-06-07-2023



1. Walk, transition to jog, jog over log.
2. Transition to the lope, on the left lead.
3. First line change.
4. Second line change.
5. Third line change.
6. Fourth line change.
7. First crossing change.
8. Lope over the log.
9. Second crossing change.
10. Third crossing change.
11. Fourth crossing change.
12. Lope, stop and back.

[WR/OP-5]

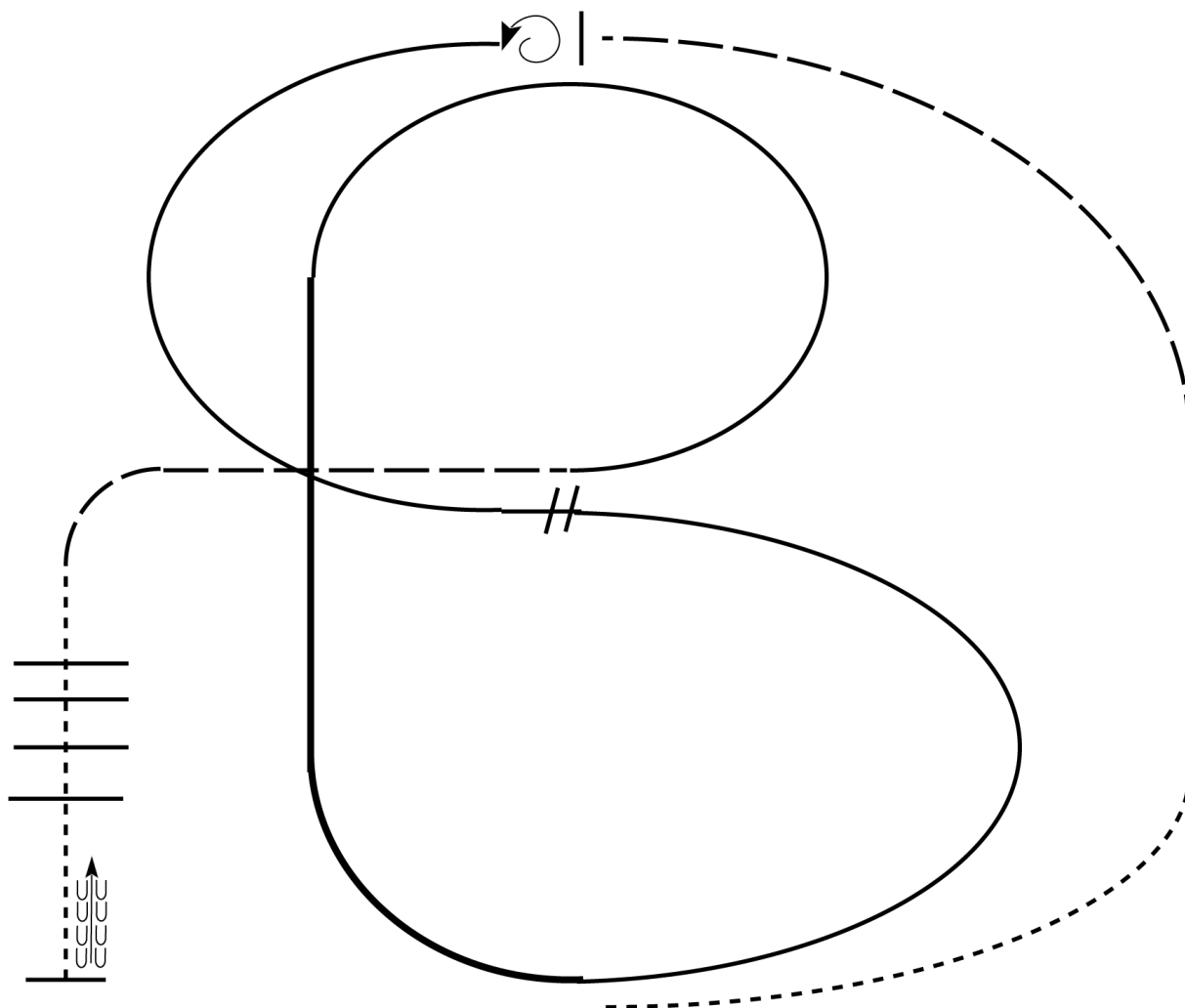
Pattern Provided by:

*Judges*

# MQHA Thanksgiving Classic

W/T Ranch Riding (Non Pro W/T (trot when the pattern calls for a lope))

Show Date: 10-06-07-2023



1. Walk
2. Trot
3. Extend the trot, at the top of the arena, stop
4. 360 degree turn to the left
5. Left lead 1/2 circle, lope to the center
6. Change leads (simple or flying)
7. Right lead 1/2 circle
8. Extended lope up the long side of arena (right lead)
9. Collect back to a lope around the top of the arena and back to center
10. Break down to an extended trot
11. Walk over poles.
12. Stop and back

Walk	-----
Jog	- - - - -
Extended Jog	— — — —
Lope	
Lead Change	
Back	
Marker	(B)

[RR/1]

Pattern Provided by:

*Judges*