

Lonnie

Dale

Subdivision



North Alabama's Newest
Farmhouse Community

For Additional Information Contact:

James Phillips 256-656-2370

Chris Shindorf 256-431-7917

<http://www.cgshomes.com>



The David



Plan Description:

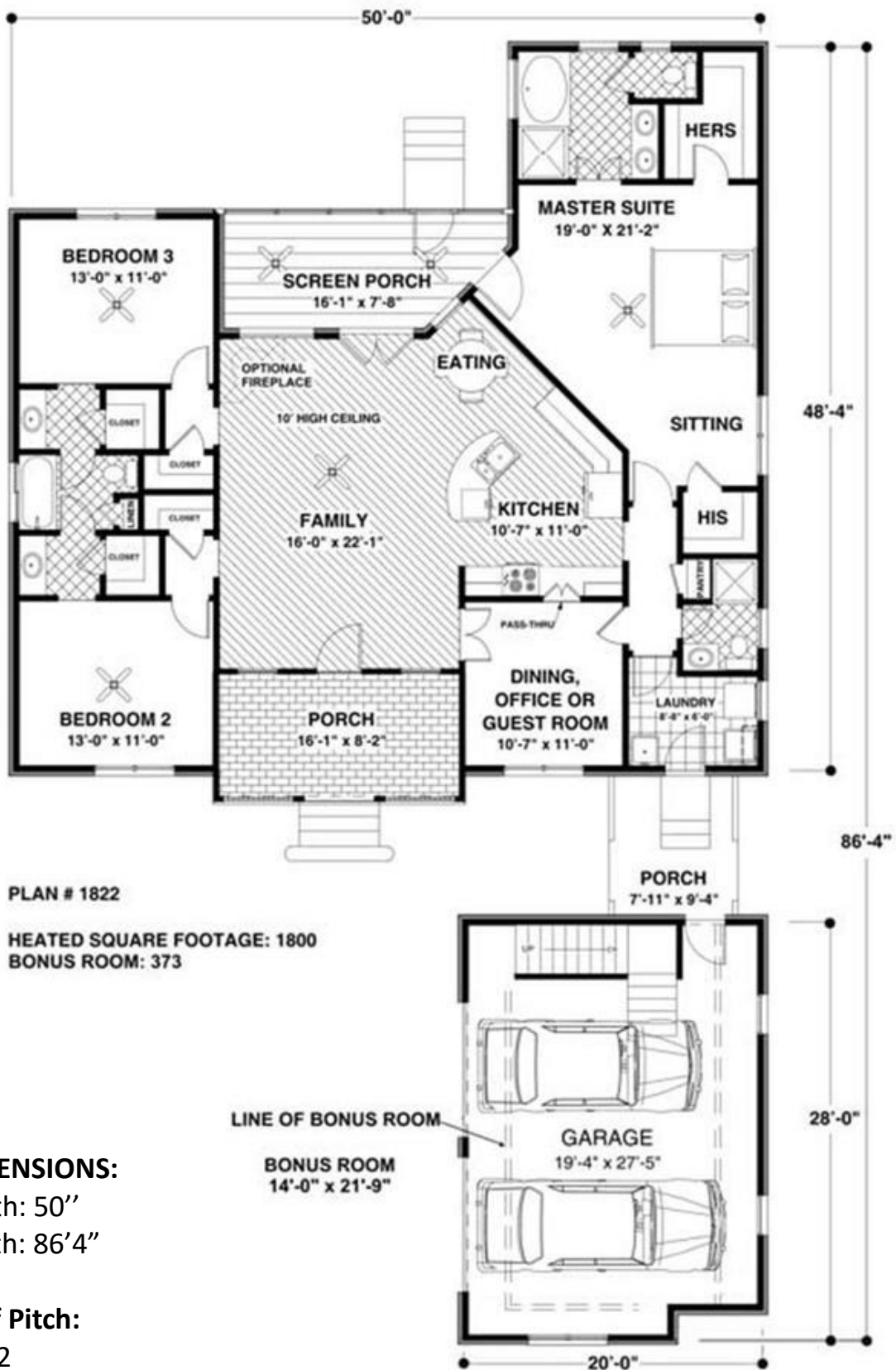
Welcome home to this delightful farmhouse featuring a detached 2-car garage with a 373 sq. ft. bonus room. A covered front porch is just right for a rocking chair or two! Entertaining is a snap in the roomy kitchen with a dining nook and a serving bar open to the 16x221 family room. The spacious master suite has a sitting area. Storage abounds in his-and-hers closets, while a master bath feels like a private spa. The master suite has a door leading to a screen porch which can also be entered from the family room. Unusual, yet efficient design frees space for two over-sized storage closets while providing direct access from the family room for the two secondary bedroom suites. Each suite features a walk-in closet and shares a Jack-and-Jill bath.

1800 Sq Ft

3 or 4 Bedrooms

3 Baths

2 Car Garage



The Annie Leigh



PLAN DESCRIPTION

The inviting wrap-around porch will be a place of relaxing afternoons or entertaining with friends. Inside there is an open floor plan. The owner's suite in the rear of the house offers privacy and sanctuary.

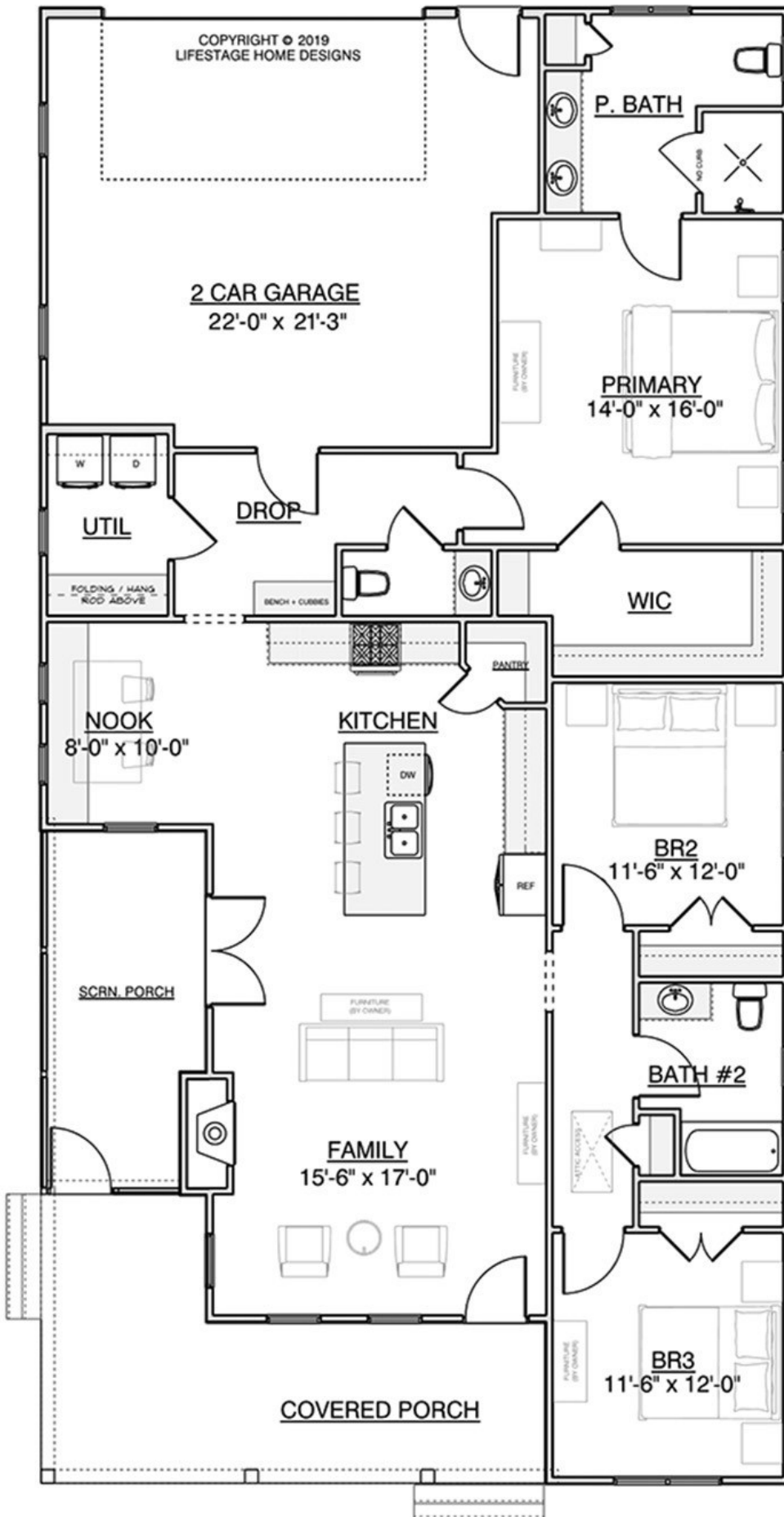
1815 Sq Ft

3 Bedrooms

2.5 Baths

2 Car Garage

<https://houseplans.southernliving.com> Plan # SL-2056



Width: 37'

Depth: 73'

Sq Ft: 1815

Ceilings: 9'

The Hobert



PLAN DESCRIPTION:

This quaint plan lacks for nothing- not even a bonus room to accommodate expansion. With its front porch and Palladian windows, this home adds appeal to any streetscape. The courtyard entry makes it fit efficiently on a modest lot. Columns make a grand entrance to the great room, which features built-ins, a fireplace, kitchen pass-thru, and French doors leading to outdoor living spaces to the rear. An expansive master suite adds a touch of luxury to this compact family home.

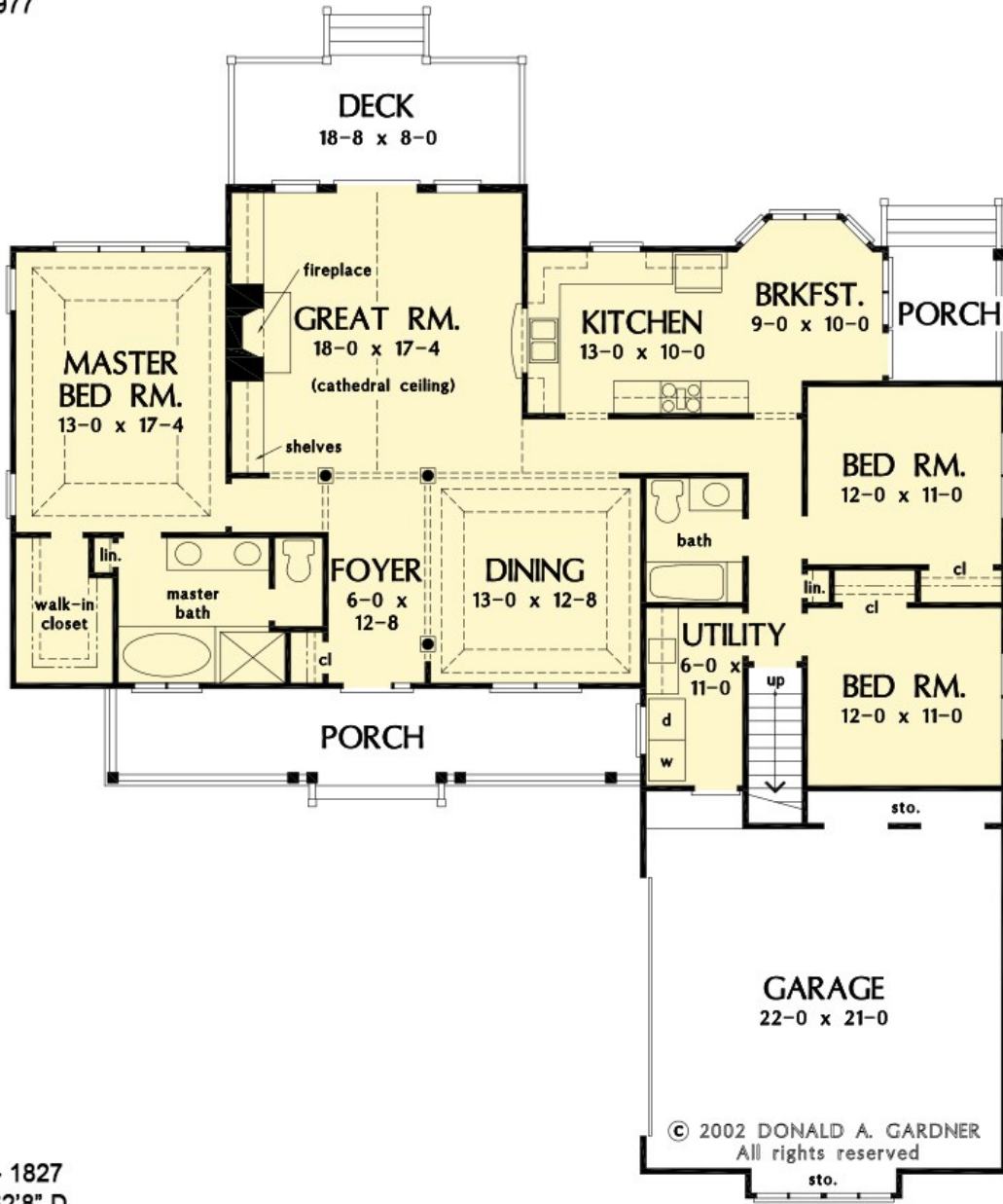
1827 Sq Ft

3 Bedrooms

2 Baths

2 Car Garage

FLOOR PLAN
PLAN NO. 977



TOTAL SF - 1827
 61'8" W X 62'8" D
 MAIN LEVEL SF - 1827

© 2002 DONALD A. GARDNER
 All rights reserved

The Bobby D



PLAN DESCRIPTION:

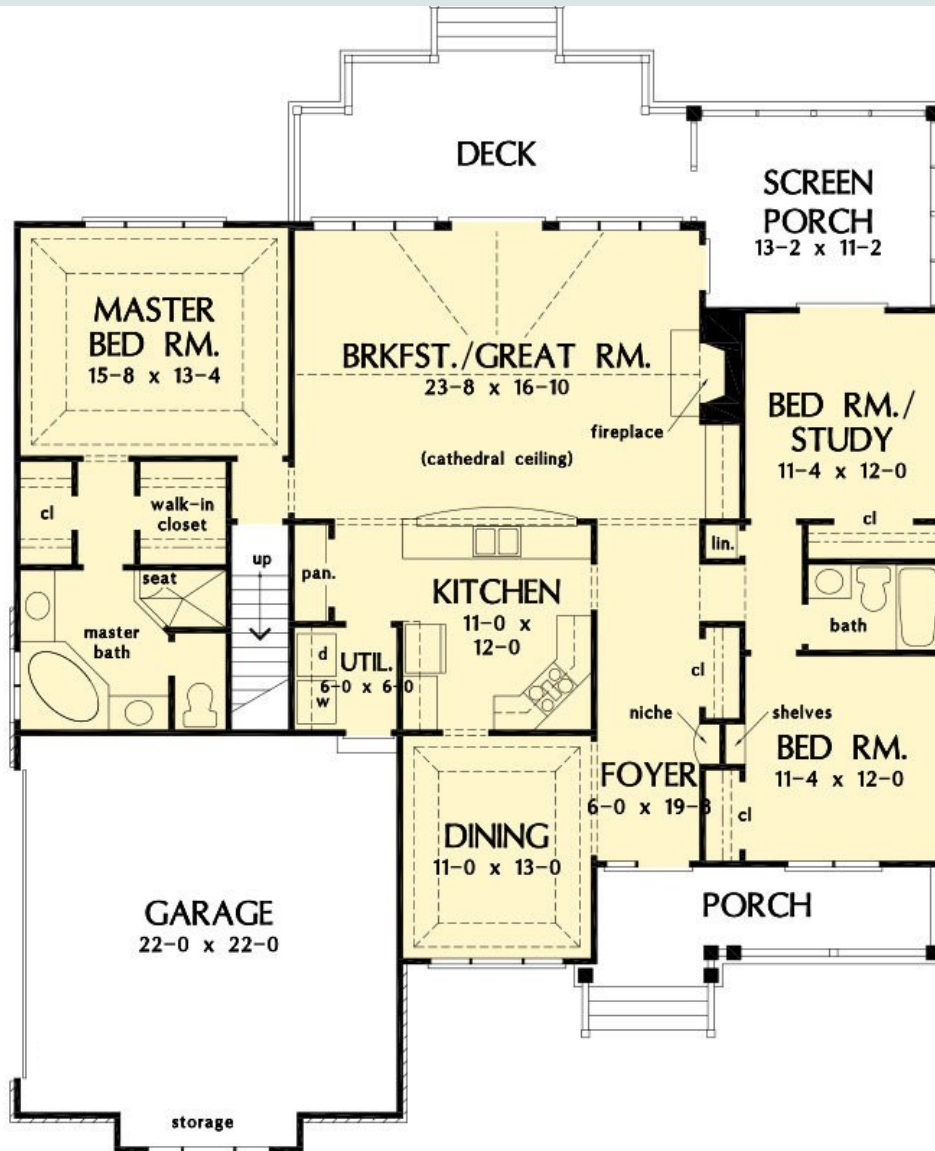
This beauty is great for entertaining. Outside living is easy here. The screened porch can be accessed from the versatile study/bedroom and great room. Other special features in this home plan include a reach-in pantry and built-in cabinetry, an art niche and spacious closet in the foyer, and an optional bonus room. The master bedroom boasts of two closets and a large bath.

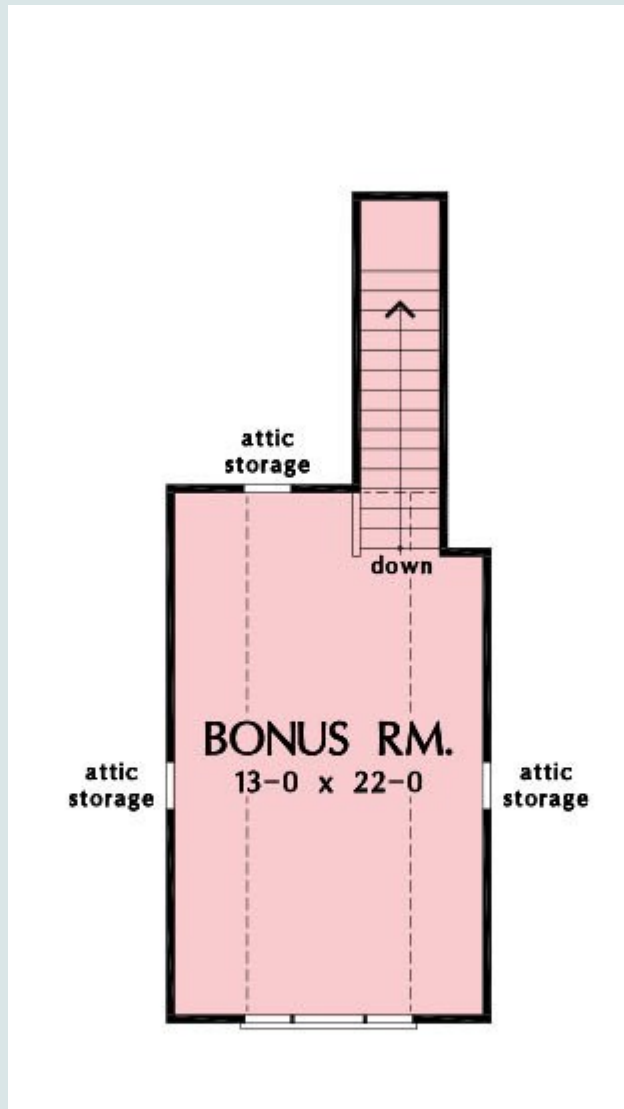
1830 Sq Ft

3 Bedrooms

2 Baths

2 Car Garage





DIMENSIONS:

Total Sq Ft: 1830

Width: 54'4"

Depth: 61'4"

The Marjorie



PLAN DESCRIPTION:

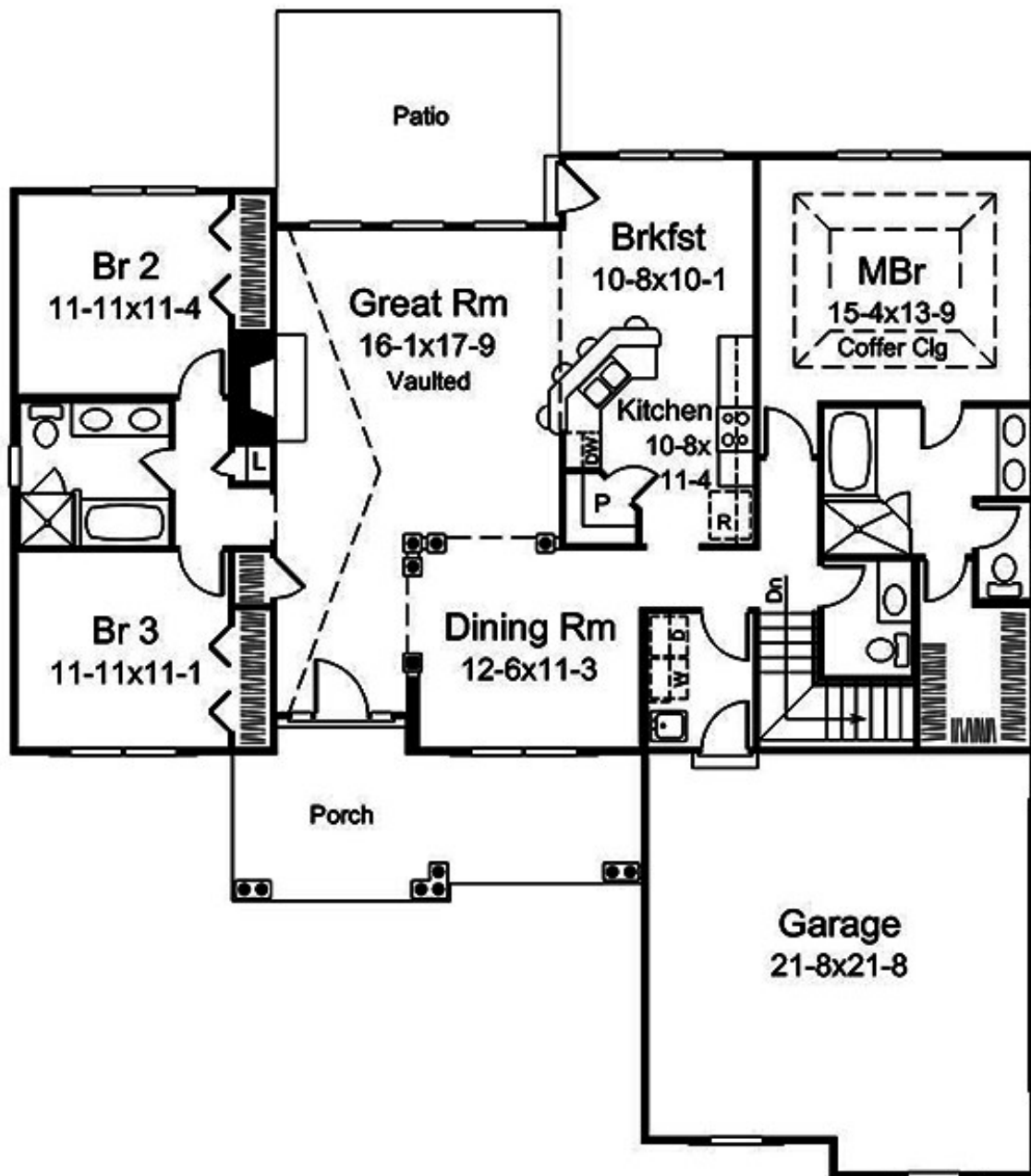
Welcome home to this beautiful open farmhouse plan. The relaxing front porch is inviting. Entering the home, you are welcomed with a wide foyer that leads to the vaulted great room that is perfect for entertaining. The kitchen boasts a large pantry and opens on one side to the breakfast nook and the formal dining on the other. The spacious master suite has a coffer ceiling, a large bathroom, and more than ample closet space.

1863 Sq Ft

3 Bedrooms

2 Baths

2 Car Garage



DIMINSIONS:

Total Sq Ft: 1863

Width: 58'

Depth: 58'

The Thomson



PLAN DESCRIPTION

Columns and a portico frame an inviting front porch where French doors swing open into an expansive Great Room. There, vaulted and beamed ceilings soar. Picture indoor-outdoor entertaining, and settling in for warm summer evenings.

1890 Sq Ft

3 Bedrooms

2.5 Baths

2 Car Garage

<https://houseplans.southernliving.com> Plan # SL-1735



WIDTH: 40' 0"

DEPTH: 85' 0"

The Kimberly



PLAN DESCRIPTION:

Each day is a dream come true as you enjoy quiet summer evenings over iced tea and conversation on your covered porch. Become the perfect host or hostess of charming dinners in your dining room easily and conveniently accessible to the kitchen and breakfast room. A side grilling porch off the breakfast room provides ample space for entertaining as well. After dining, adjourn to the great room for coffee in front of the gas fireplace. Then retreat to a wonderful master suite complete with master bath including a whirlpool tub and double vanity.

1927 SQ FT

3 Bedrooms

2 Baths

2 Bay Garage



DIMENSIONS:

Width: 39'

Depth: 82'

Ridge Height: 26'

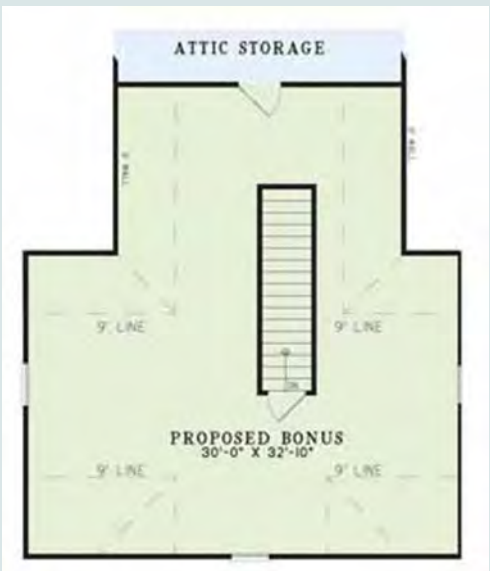
CEILING:

Main: 10'

Upper: 9'

Roof:

Pitch: 12:12



The Alma



PLAN DESCRIPTION:

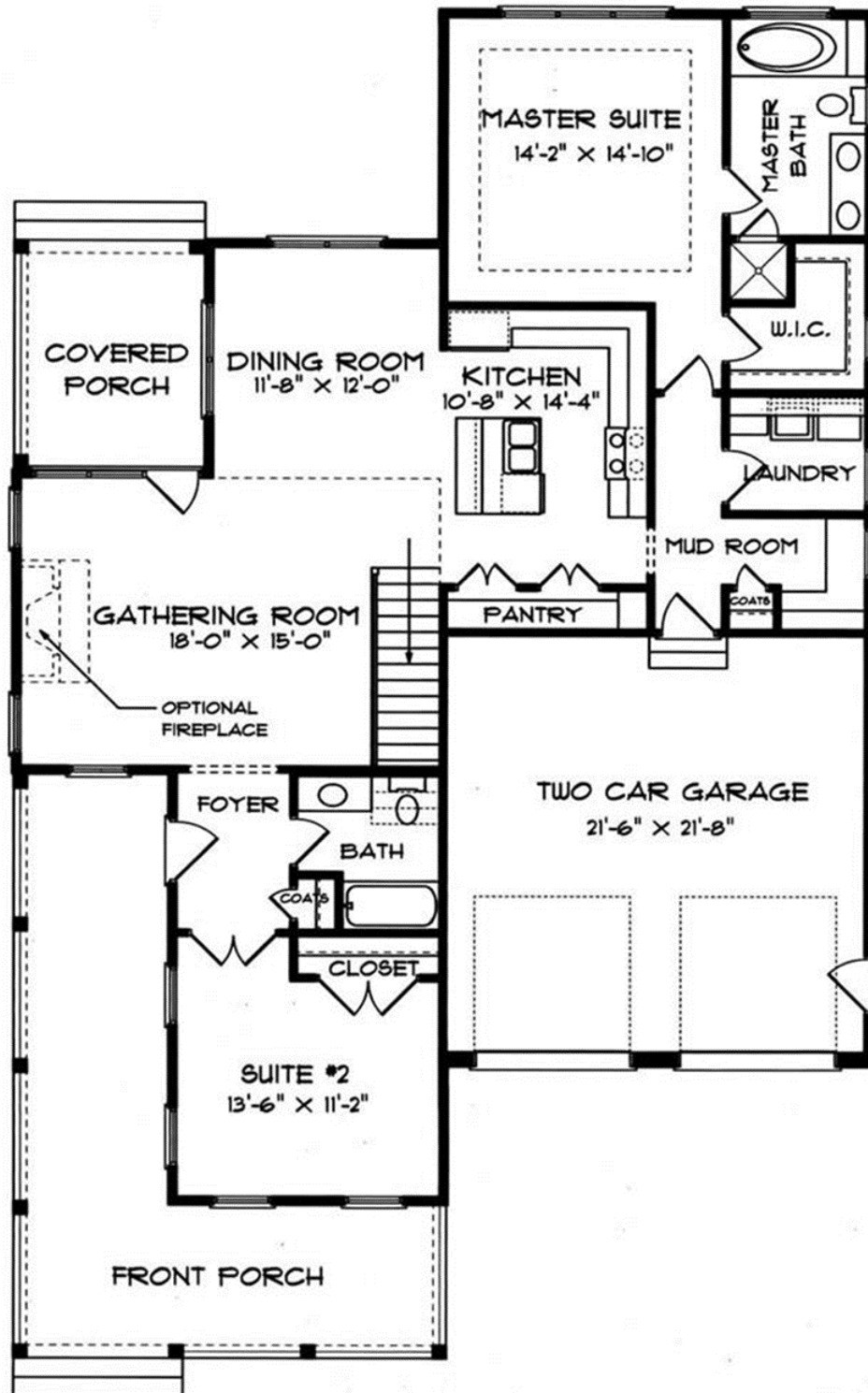
This modern home plan features a simple and open floor plan for easy living. A master bedroom and a suite downstairs, plus another suite upstairs is great for everyone having his own space. The kitchen has a large pantry and opens to the great room that has an optional fireplace, making for a wonderful area for entertaining. The porches make this home beautiful and great for outdoor living as well.

1958 SQ FT

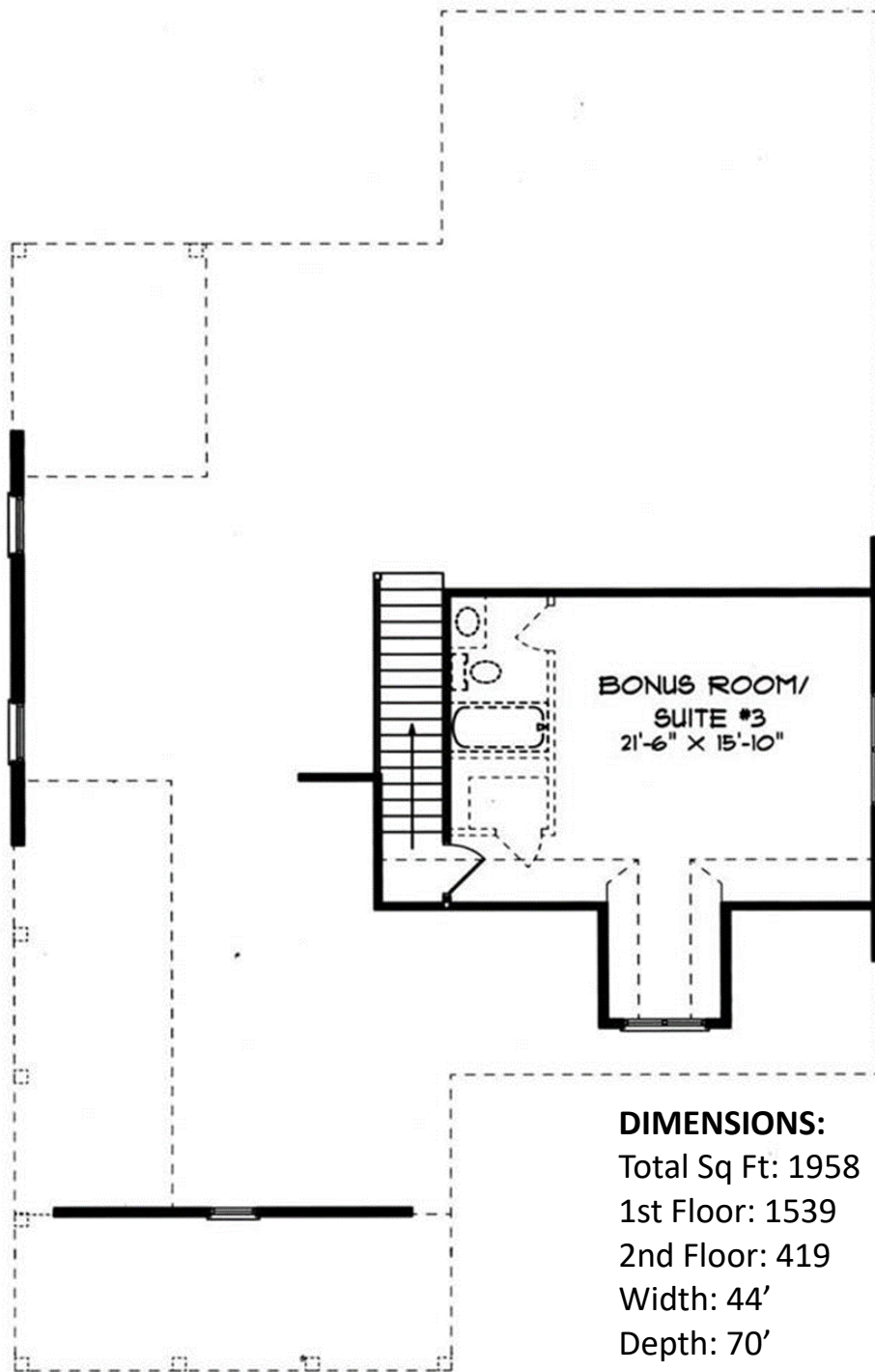
3 Bedrooms

3 Baths

2 Car Garage



FIRST FLOOR PLAN



DIMENSIONS:
Total Sq Ft: 1958
1st Floor: 1539
2nd Floor: 419
Width: 44'
Depth: 70'

Roof Pitch:
12:12

SECOND FLOOR PLAN

The Daniel



PLAN DESCRIPTION:

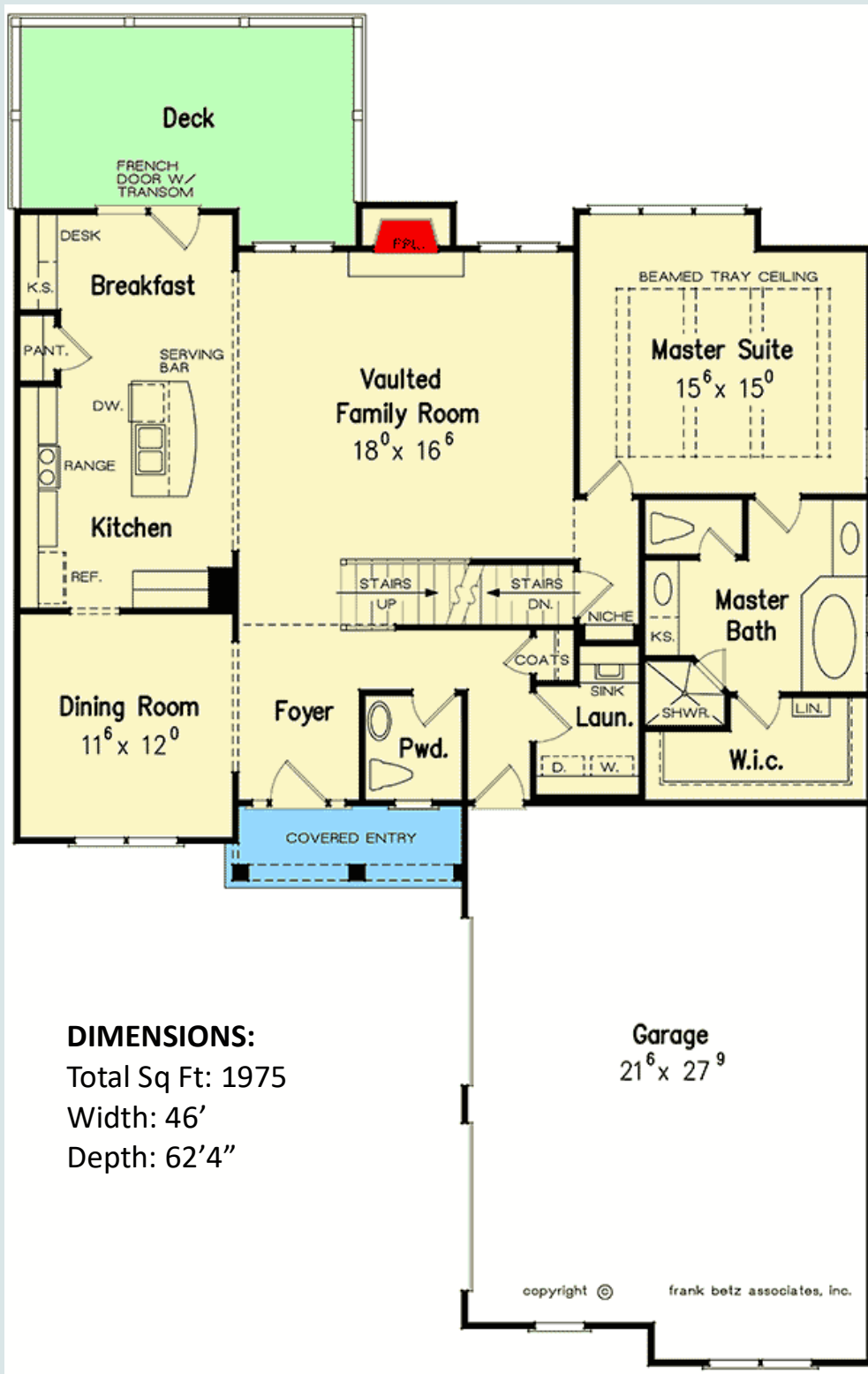
This fantastic open floor plan unites all of the family living areas in one unrestricted space. A fireplace serves as a focal point in the family room, and a deck outside the breakfast nook creates a pleasant space for outdoor living. The beamed ceiling of the master suite suggests cozy relaxation. There are two secondary bedrooms upstairs and a bonus room that may be used as an additional bedroom, a study, or a recreation room.

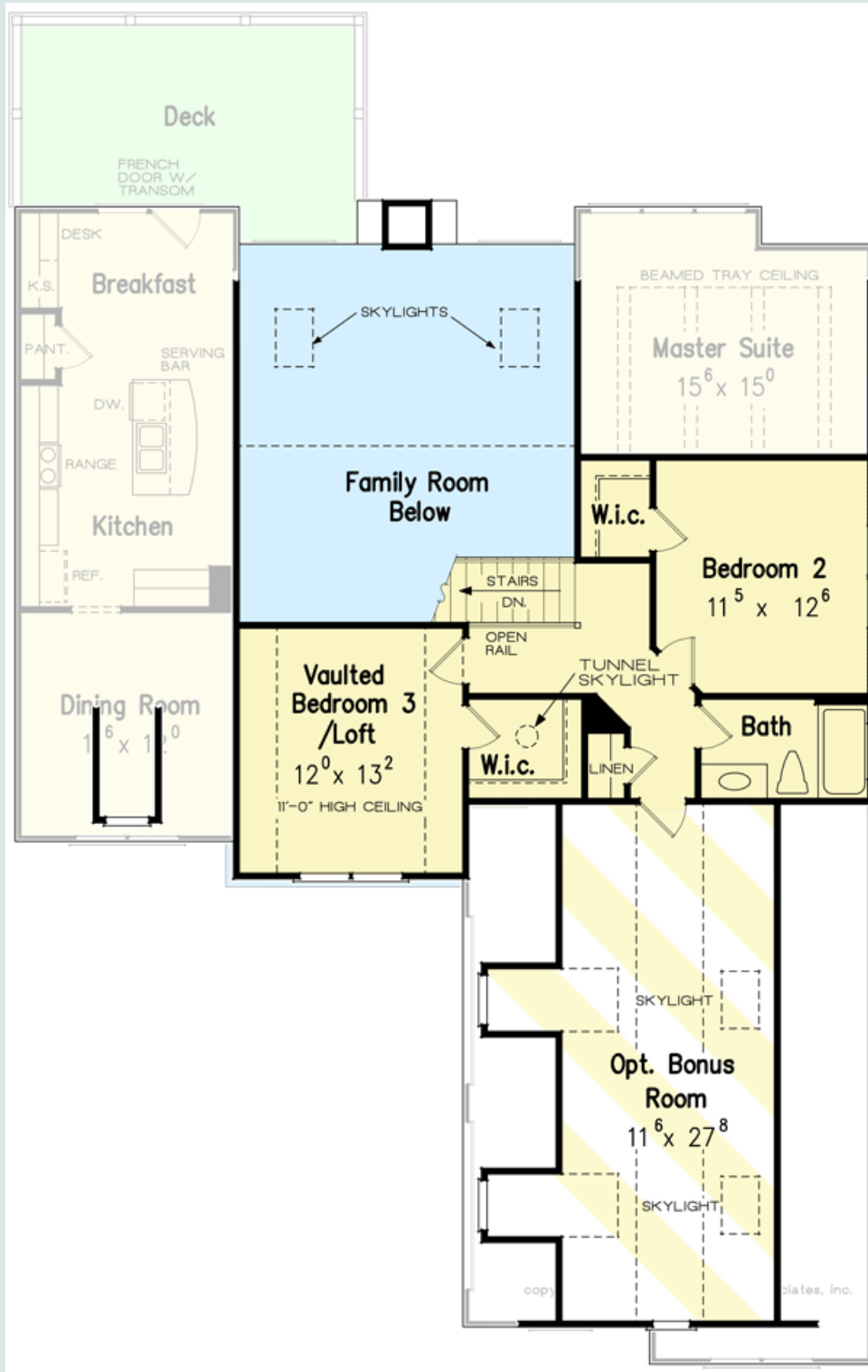
1975 Sq Ft

3 Bedrooms

2.5 Baths

2 Car Garage





The Beauchamp



PLAN DESCRIPTION:

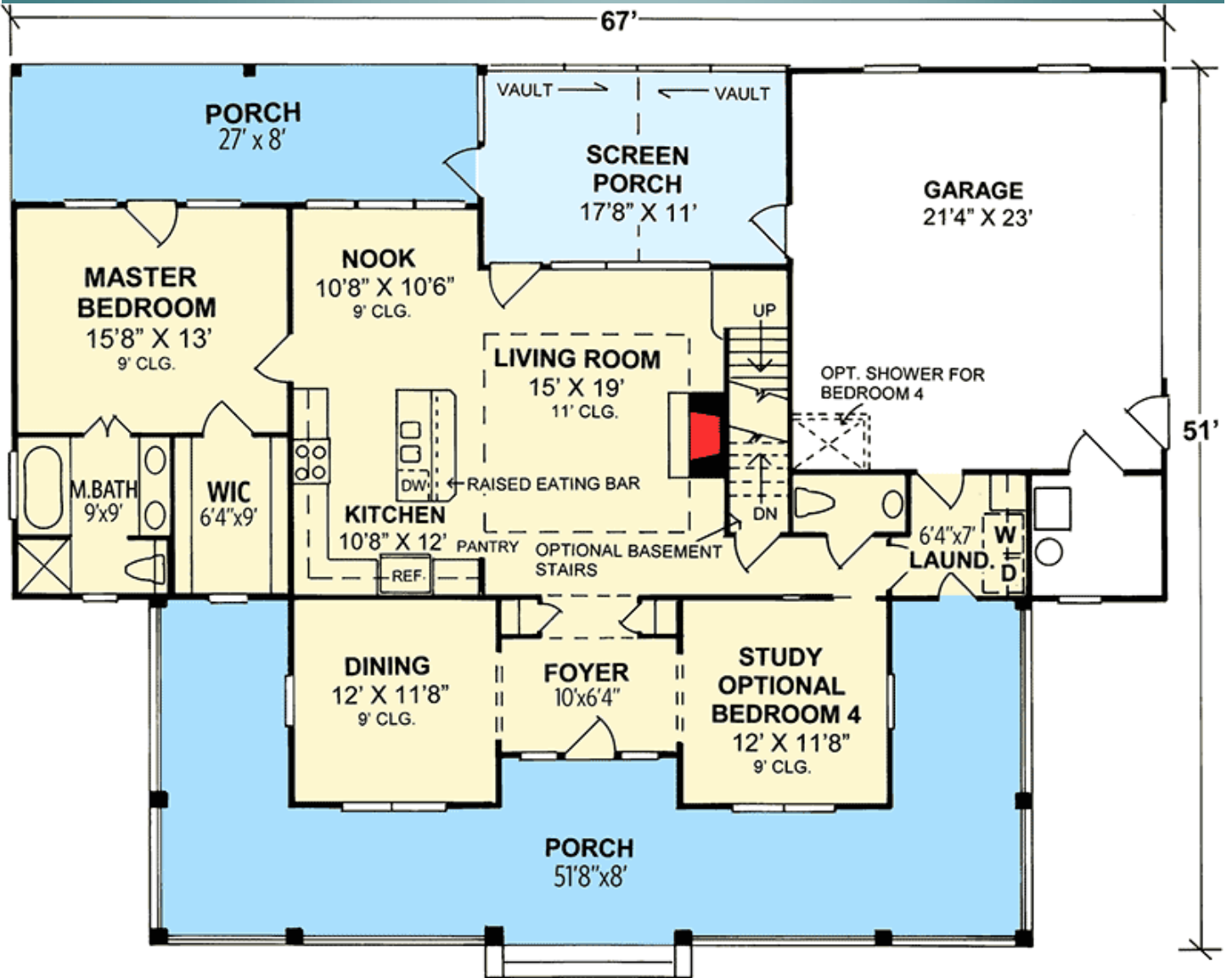
With an expansive covered porch in front and another covered porch plus a vaulted screened porch in back, this farmhouse design allows for maximum outdoor living. Flanking the foyer are the formal dining room and a study or fourth bedroom. If the bedroom option is chosen, a shower can be added to the powder room. The living room rises for 11'. The kitchen includes a pantry closet and an island with an eating bar. The nook overlooks the rear porch. The master suite accesses the rear porch and contains a walk-in closet and a five-fixture bath. Upstairs, two family bedrooms, each with a walk-in closet, share the second full bath. Bonus space lies over the side-entry garage.

1980 Sq Ft

3-4 Bedrooms

2.5-3 Baths

2 Car Garage



DIMENSIONS:

Total Sq Ft: 1980

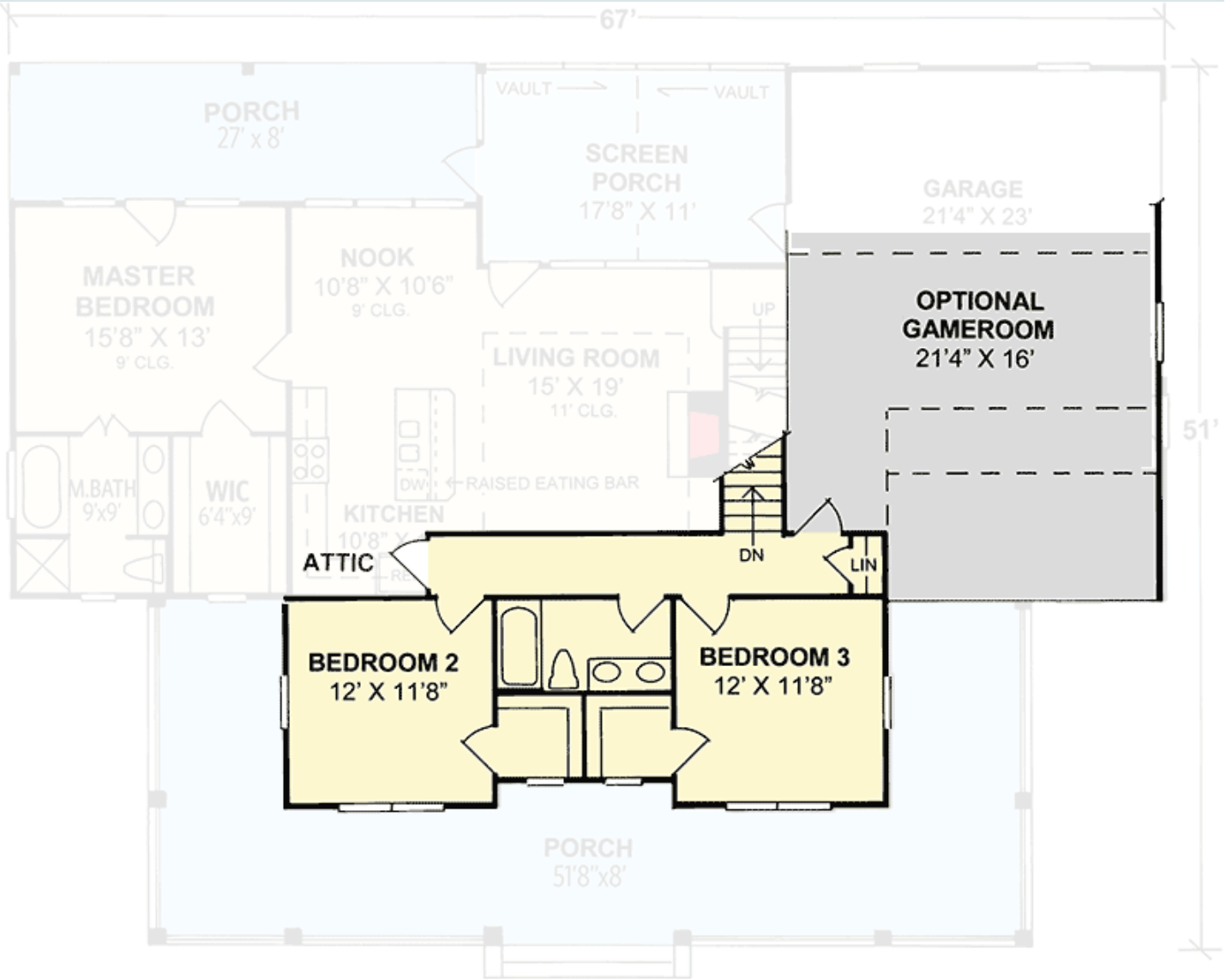
First Floor: 1467 sf

Second Floor: 513 sf

Bonus: 340 sf

Width: 67'

Depth: 21'



The Brett



PLAN DESCRIPTION:

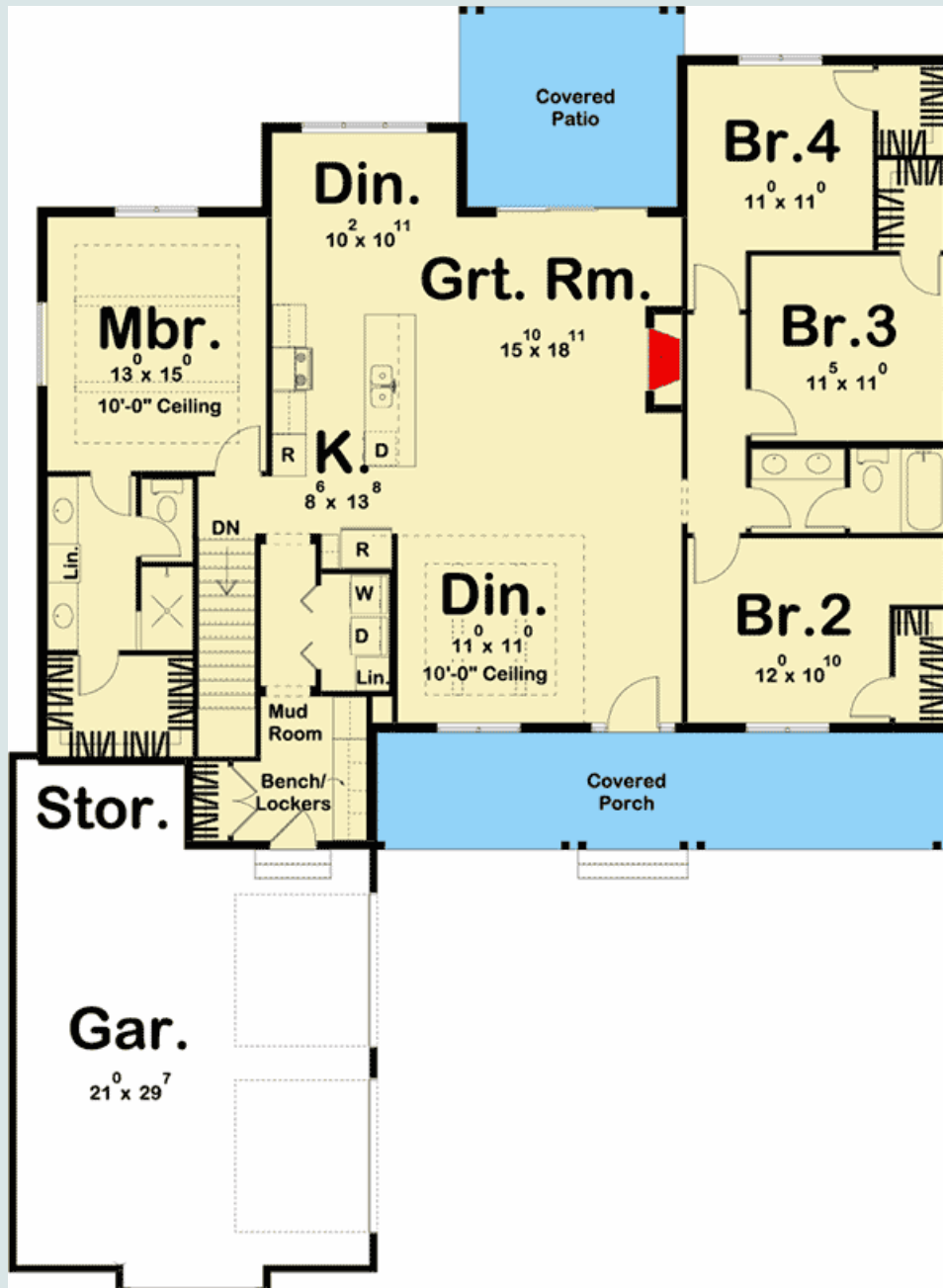
This beautifully designed modern farmhouse offers amenities that are usually found in much larger home designs. The open floor plan offers a magnificent great room which is warmed by a fireplace and flows into a dining room with exposed beams. The kitchen boasts a spacious island with a breakfast bar. Just beyond the great room, a covered patio extends entertaining options. The master suite enjoys a luxurious bath and a walk-in closet. Relax at home in style and comfort.

1989 Sq Ft

4 Bedrooms

2 Baths

2 Car Garage



DIMENSIONS:

WIDTH: 56'

DEPTH: 77'

SQ FT: 1989

ROOF:

Primary: 8:12

Secondary: 10:12

CEILING:

MAIN: 9'

The Jim Allen



PLAN DESCRIPTION:

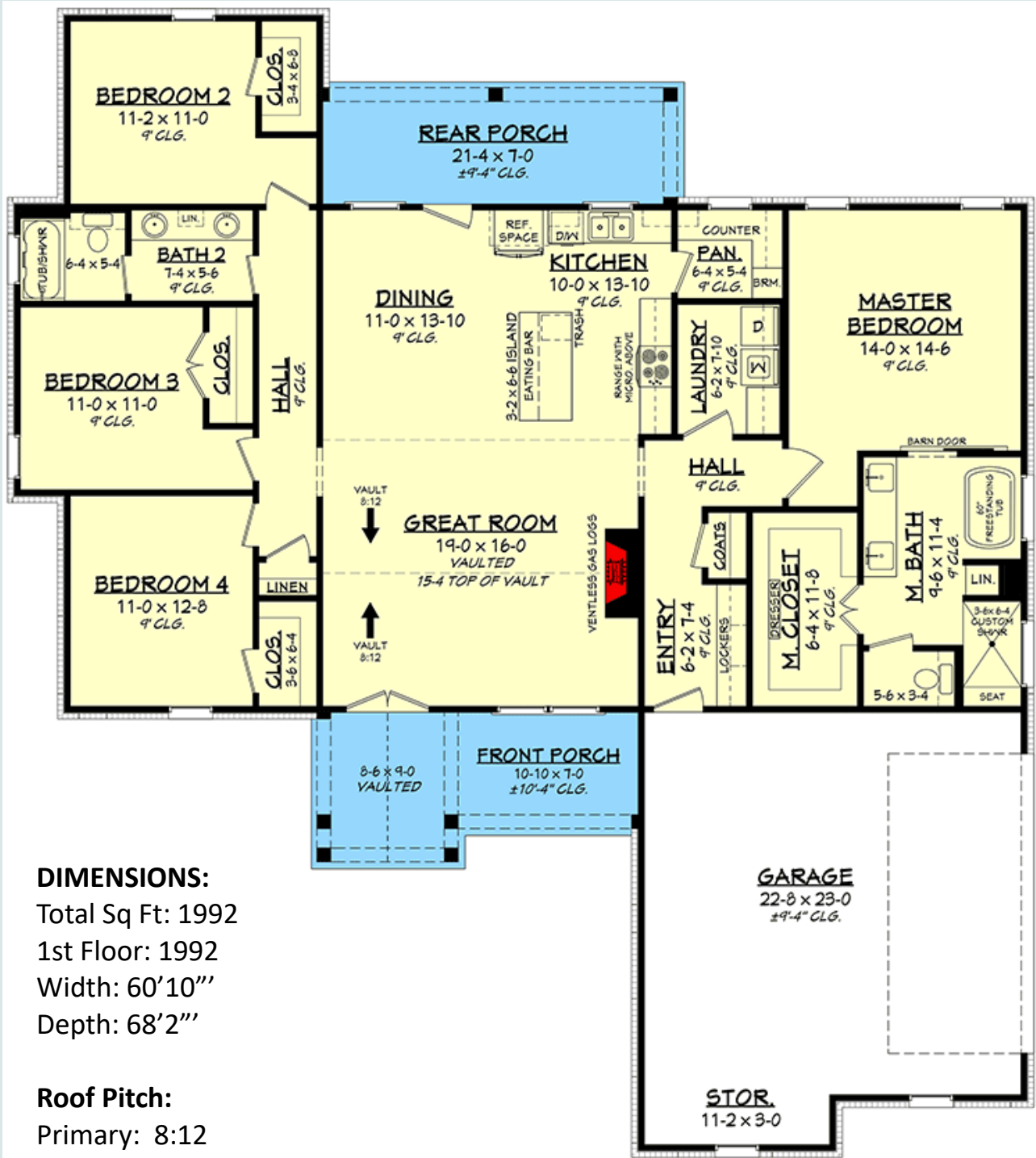
Board and batten siding combine with timbers around the covered vaulted entry to give this one-story, New American house plan great curb appeal. Double doors part to welcome you inside, where a vaulted ceiling soars above the great room, centered over a warm fireplace. Clean sightlines into the eat-in kitchen are provided by the open floor plan. An eating bar on the kitchen island bolsters conversation between family and friends, and a large pantry offers additional counter space and a broom closet. The rear porch is ideal for grilling or just relaxing outside. For the utmost privacy, the master bedroom is set apart from the secondary bedrooms, and features a 5-fixture bath and walk-in closet. The laundry room is conveniently situated between the master bedroom and kitchen. Three family bedrooms occupy the left side of the home, and share a compartmentalized bath with two vanities.

1992 Sq Ft

4 Bedrooms

2 Baths

2 Car Garage



DIMENSIONS:
 Total Sq Ft: 1992
 1st Floor: 1992
 Width: 60'10"
 Depth: 68'2"

Roof Pitch:
 Primary: 8:12
 Secondary: 10:12

The Cleetis



PLAN DESCRIPTION:

Defining modern farmhouse charm, the Cleetis features a welcoming front porch. The master suite is prominent with a large bedroom, two walk-in closets, and a luxury bathroom with dual vanities and a walk-in shower. Functional spaces include a pantry, drop zone, and a sizable utility room. An optional bonus room and bathroom are upstairs to allow expansion.

1995 Sq Ft

3 Bedrooms

2 Baths

2 Car Garage



The Bobo



PLAN DESCRIPTION:

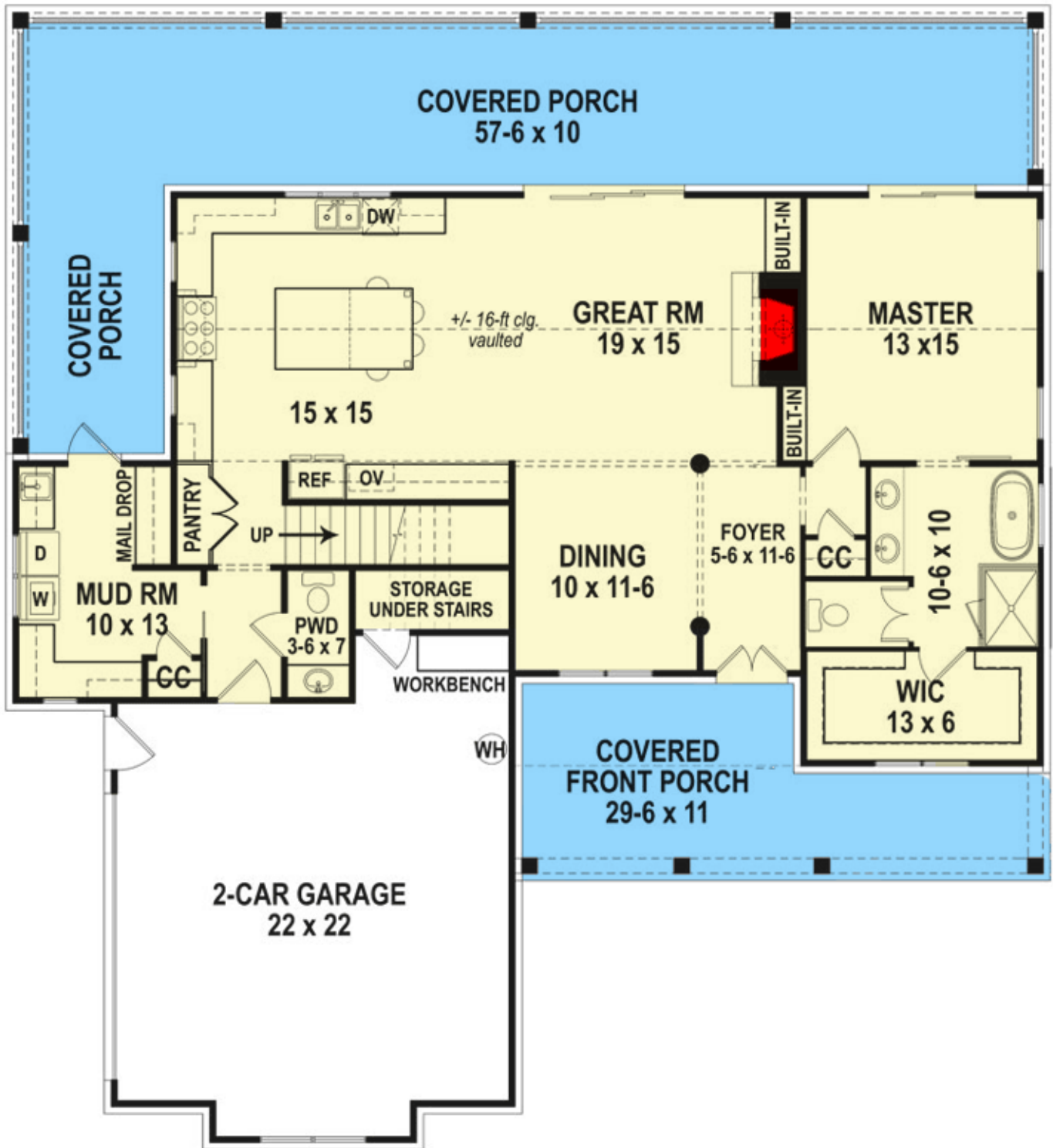
This modern farmhouse begins welcoming you inside as soon as you see the front porch. The wrap around porch in the rear will make entertaining a breeze. The main floor is comprised of the shared living spaces, in an open layout, along with the master suite. A warm fireplace is surrounded by built-ins in the great room, while a prep island centered in the kitchen includes seating for four. Bedrooms 2 and 3 can be found upstairs, along with two full baths. An optional bonus room above the garage offers a fun communal space for everyone to enjoy.

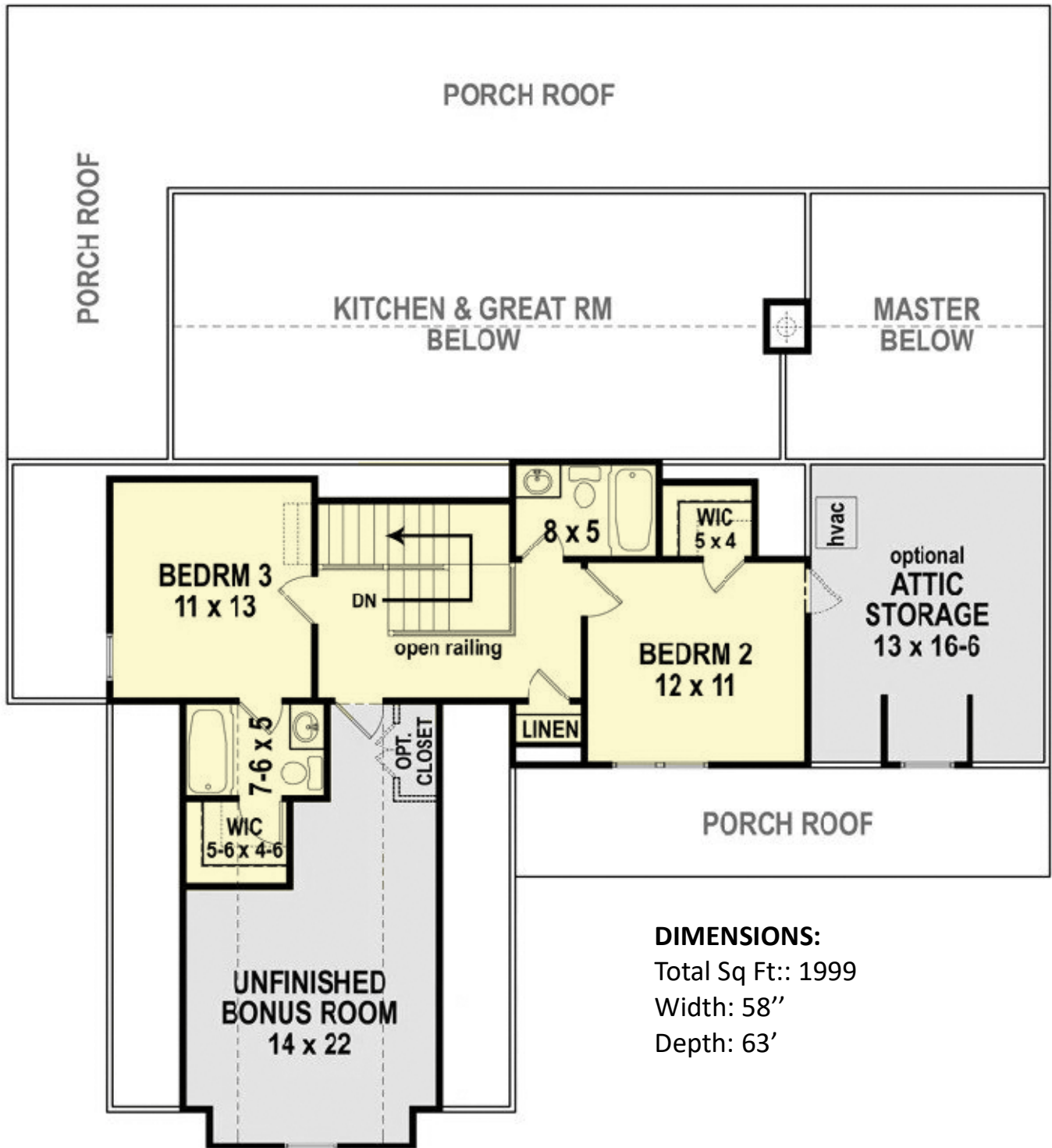
1999 Sq Ft

3 Bedrooms

3.5 Baths

2 Car Garage





The Hannah



PLAN DESCRIPTION:

This beautiful modern farmhouse has delightful unique details. To the right of the foyer is the formal dining room and straight ahead is the vaulted family room with a large, welcoming fireplace. The open floorplan leads to the breakfast area and peninsula kitchen. The mudroom and laundry area have its own private entryway. The master suite has a huge bath with double sinks, walk-in shower, and oversized walk-in closet. Upstairs there are two addition bedrooms and a full bath.

2006 Sq Ft

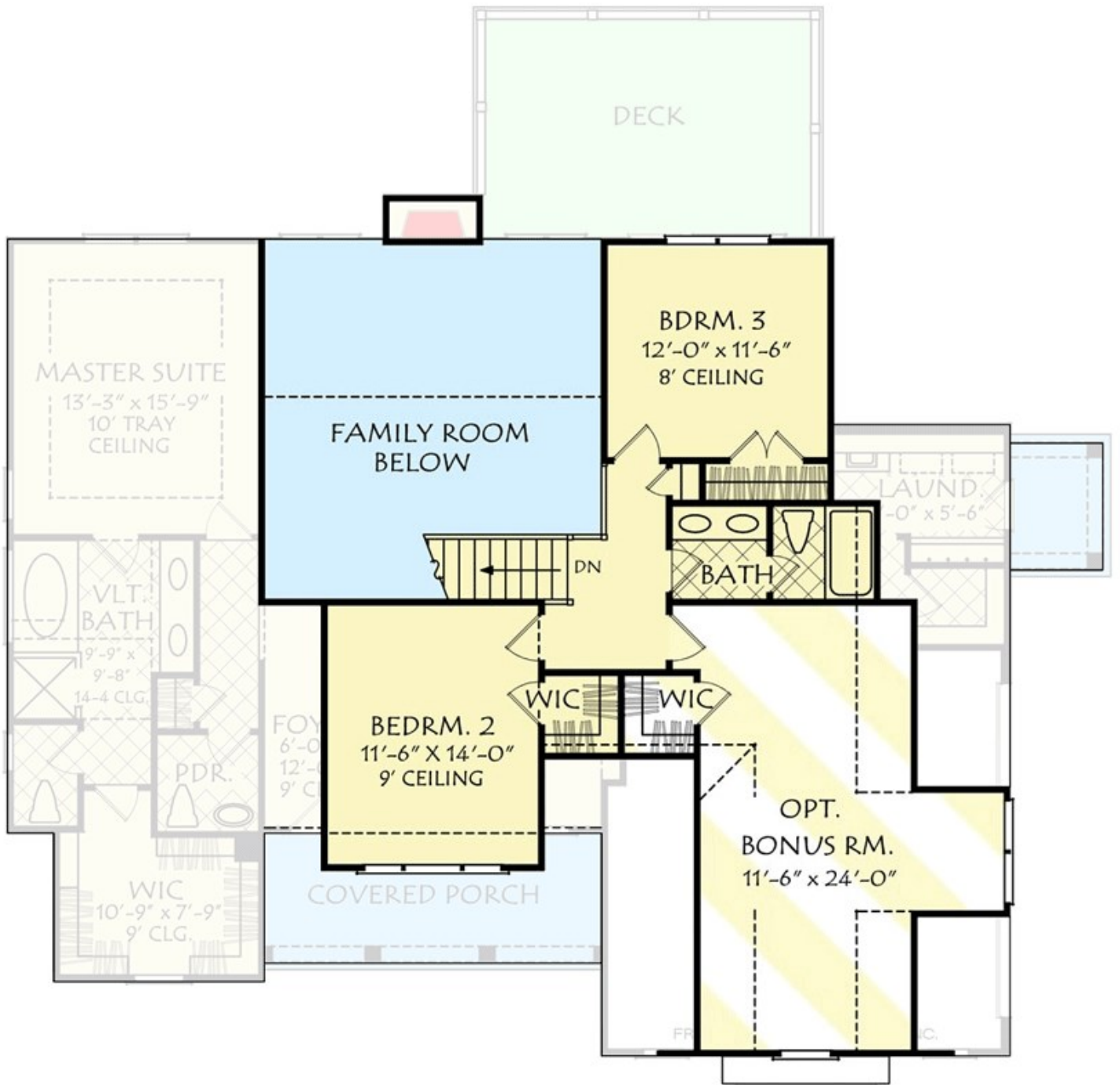
3-4 Bedrooms

2.5 Baths

2 Car Garage



FIRST FLOOR



DIMENSIONS:
 Total Sq Ft: 2,006
 Width: 59'
 Depth: 48'4"

First Floor: 1518 sq ft
Second Floor: 488 sq ft

The Benny



THIS PLAN MUST HAVE A COURTYARD GARAGE OR 2 LOTS!!!

PLAN DESCRIPTION:

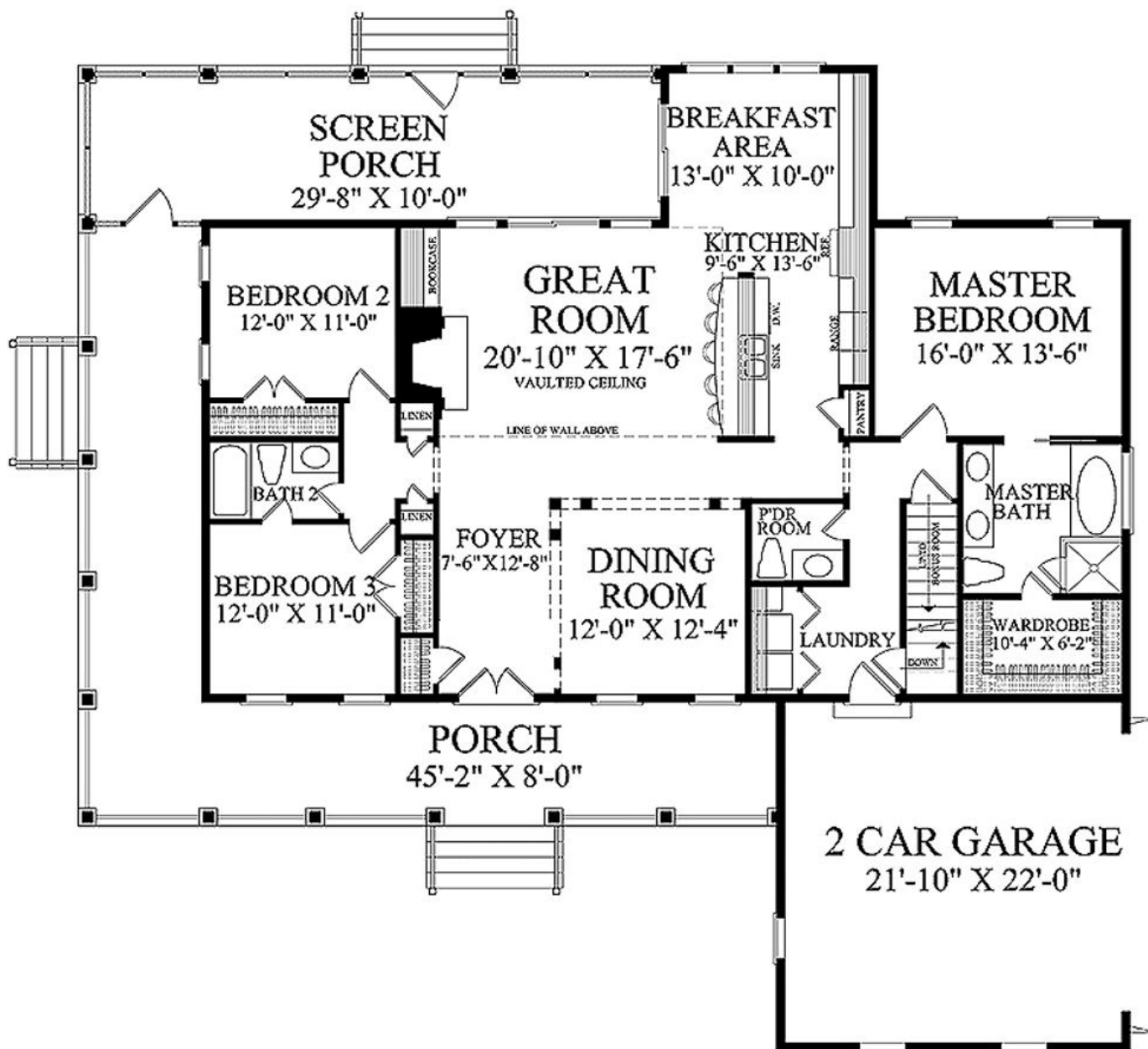
If first impressions make lasting impressions, this plan should be one you want to keep. The front porch wraps all the way around the left side of the home and then connects to the screen porch in the back for easy Southern entertaining. Once inside, the open concept allows for easy flow between the kitchen and great room.

2010 Sq Ft

3 Bedrooms

2.5 Baths

2 Car Garage



Total SqFt: 2010
 1st Floor: 2010
 Width: 68'
 Depth: 63'8"

The Kayla



PLAN DESCRIPTION:

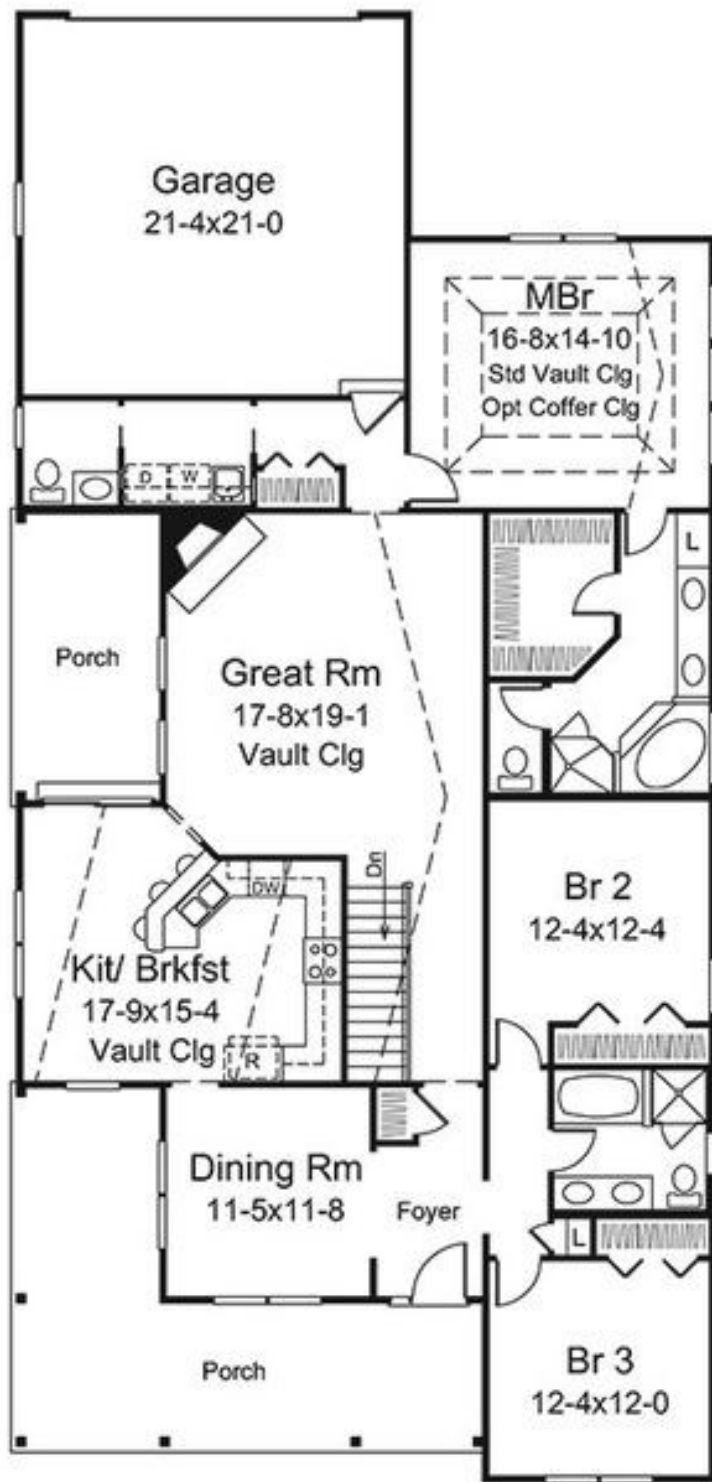
The sweet wrap around porch makes this home a delight inside and out! Enter the foyer and be greeted by a formal dining room with an entrance directly into the kitchen/ breakfast area with a vaulted ceiling. The kitchen/breakfast area has an angled snack bar for meals on-the-go and sliding glass doors to the porch. Centrally located, the great room is topped with an elegant vaulted ceiling and warmed by a corner fireplace. The private master bedroom enjoys a coffered ceiling and a pampering bath with a walk-in closet .

2035 Sq Ft

3 Bedrooms

2.5 Baths

2 Car Garage



DIMENSIONS:

Total Sq Ft: 2035
 1st Floor: 2035
 Porch: 432
 Width: 39'
 Depth: 82'

Roof Pitch:

Primary: 6:12
 Secondary: 12:12

The Curtis



PLAN DESCRIPTION:

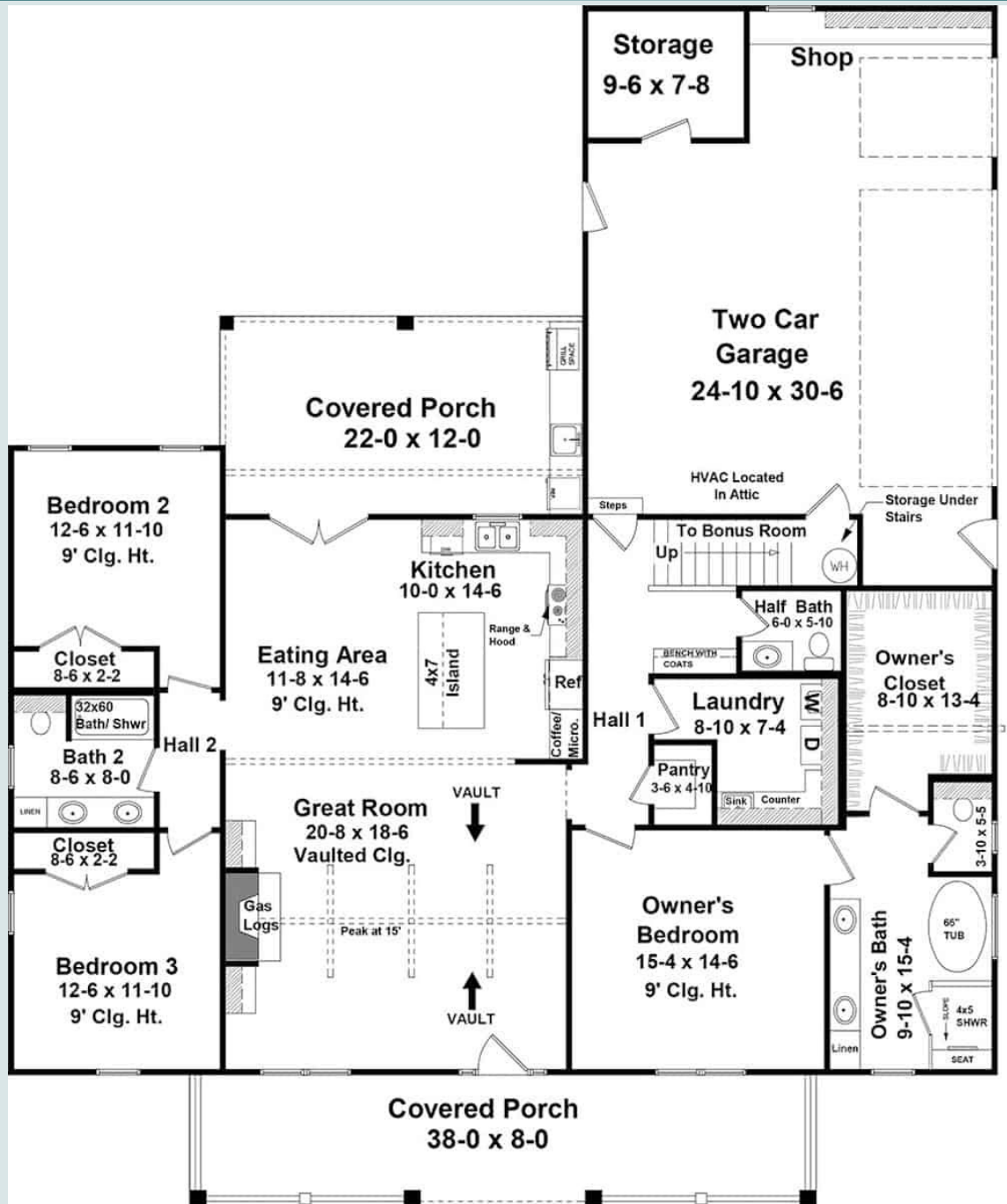
If you have an eye for great design, you'll love this Modern Farmhouse style home with vertical siding and a covered entry porch featuring natural timber columns and white decorative porch railing. You'll also love the open and airy feel of the house and the oversize multi-pane windows, which make the rooms brilliant and bright. The well-done contemporary home's 1-story floor plan has 2041 square feet of heated and cooled living space and includes 3 bedrooms.

2041 Sq Ft

3 Bedrooms

2.5 Baths

2 Car Garage



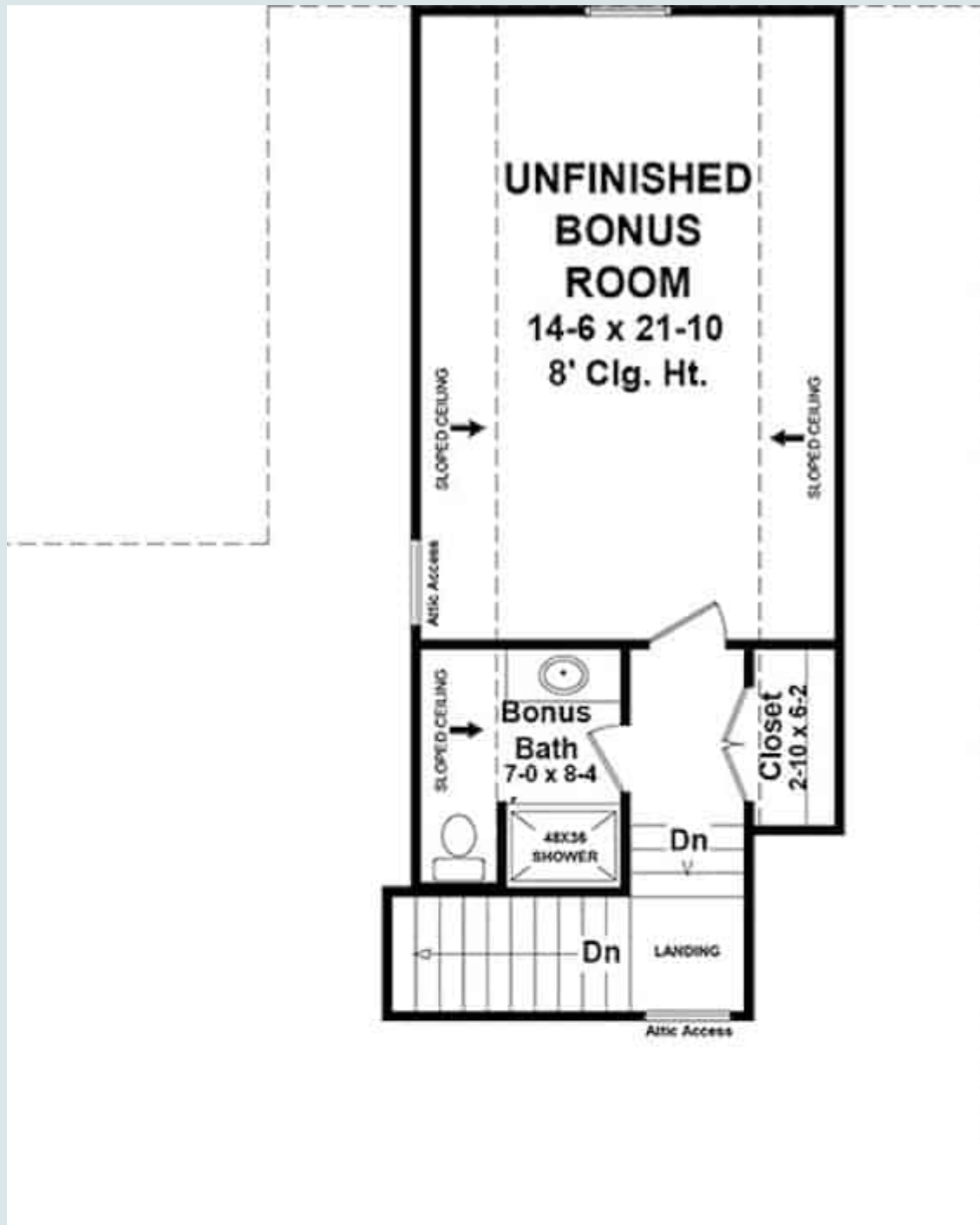
DIMENSIONS:

Total Sq Ft: 2041

Bonus: 523 sf

Width: 60'

Depth: 72'10"



BONUS ROOM/BONUS BATH OPTIONAL

The Dorcas



PLAN DESCRIPTION:

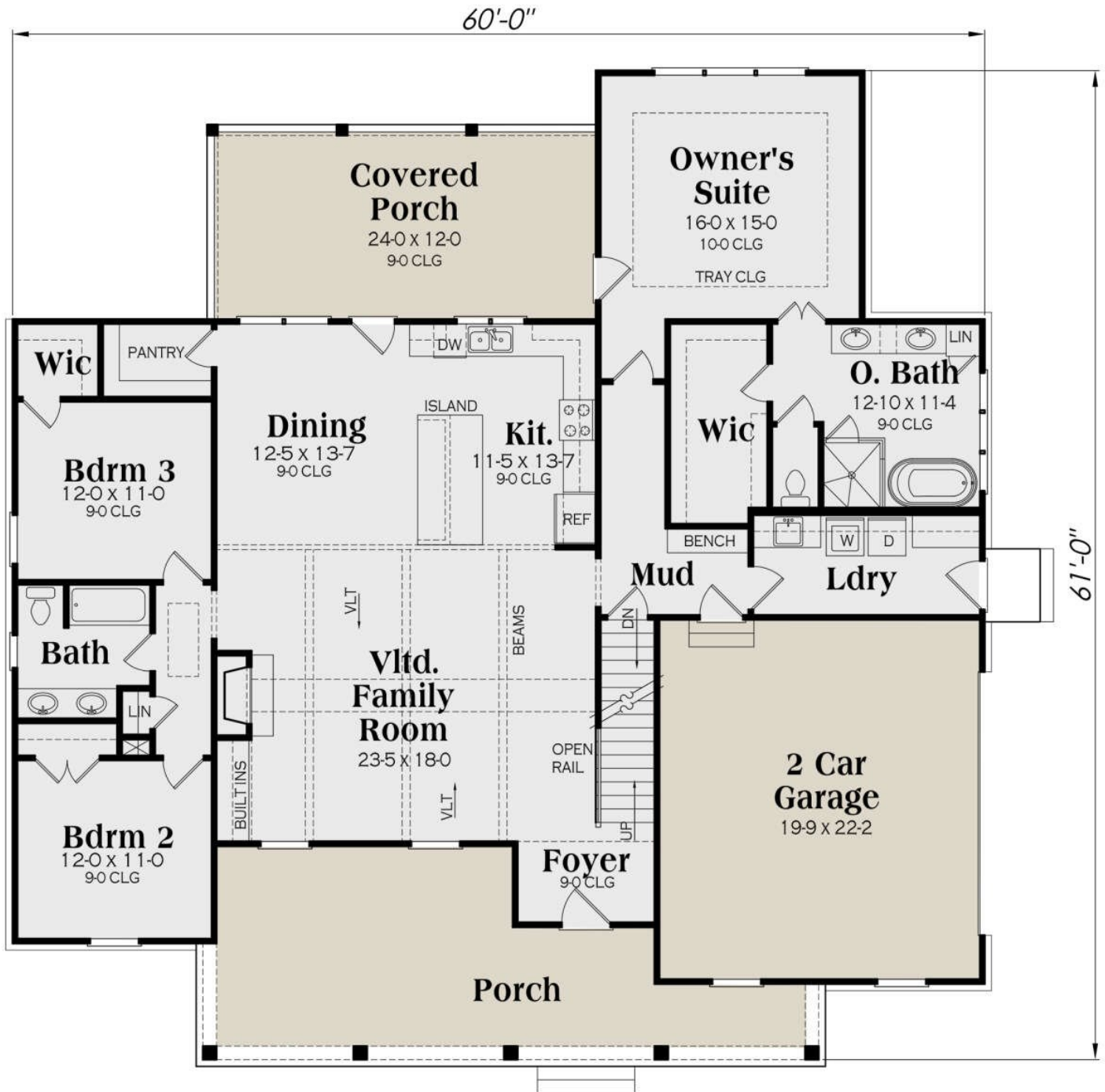
This beautifully symmetrical modern farmhouse plan offers a real exclusive treat! The spacious porch grants a wide and deep-set area to not only greet friends and family but also to decorate with relaxing outdoor furniture, a porch swing, and potted plants. The rear porch also serves as a spacious lounge area and grilling station. The front entry opens to the short foyer where access to the bonus room is found, just before opening to the vaulted family room. The soaring vaulted ceiling with exposed beams creates an awesome aesthetic appeal, in addition to the complementing fireplace, built-in shelving, and open views of the kitchen and dining room. Imagine the family functions and building memories with everyone together without the separation of walls! The nearby kitchen and dining combination include a center island with an eating bar, a corner pantry, and window views over the sink. With a 9-foot ceiling height and access to the rear covered porch, this area is spacious enough for a large dining table and is well-lit by the tall windows.

2045 Sq Ft

3 Bedrooms

2 Baths

2 Car Garage



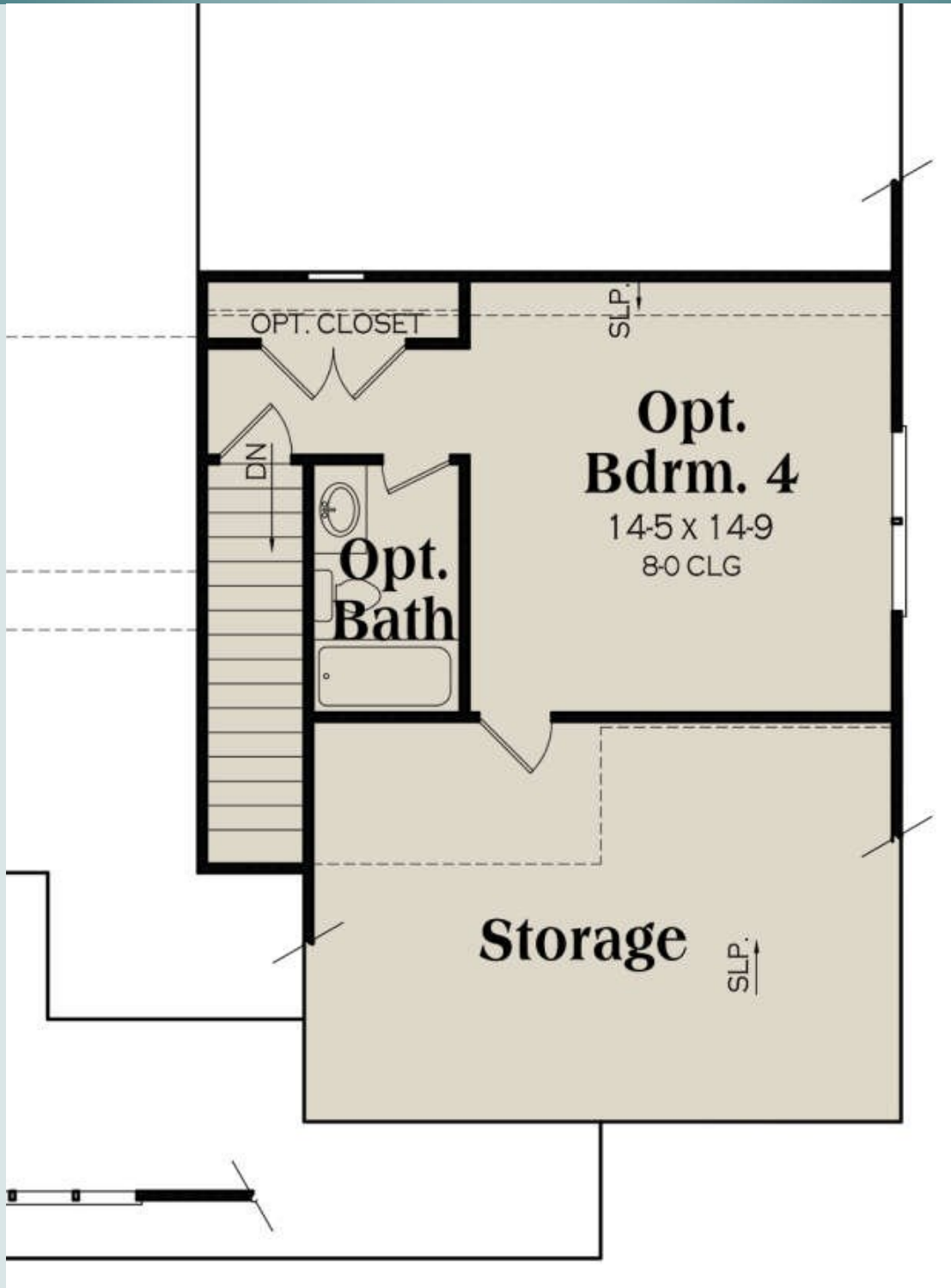
DIMENSIONS:

Total Sq Ft: 2045

Bonus: 336 sf

Width: 60'

Depth: 61'



BONUS ROOM OPTIONAL

The Cuthbert



Must have a courtyard garage OR be place on 2 lots!!

PLAN DESCRIPTION:

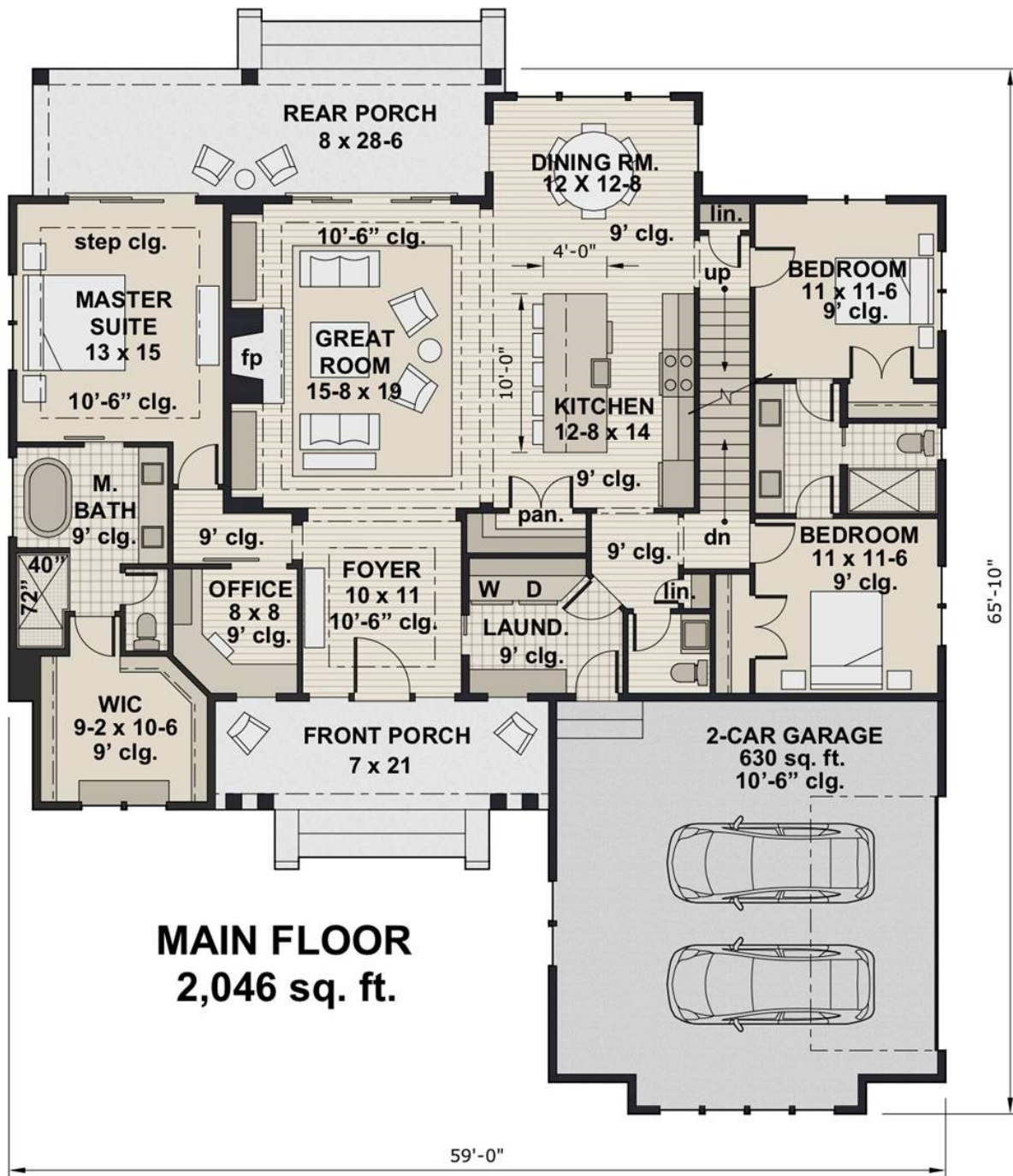
The beautiful exterior on this modern farmhouse is pleasing and inviting. The open floor plan makes entertaining easy. The master suite has a glambath and a huge closet. With the 2 bedrooms on the other side of the house, privacy is not an issue for anyone.

2046 Sq Ft

3 Bedrooms

2.5 Baths

2 Car Garage

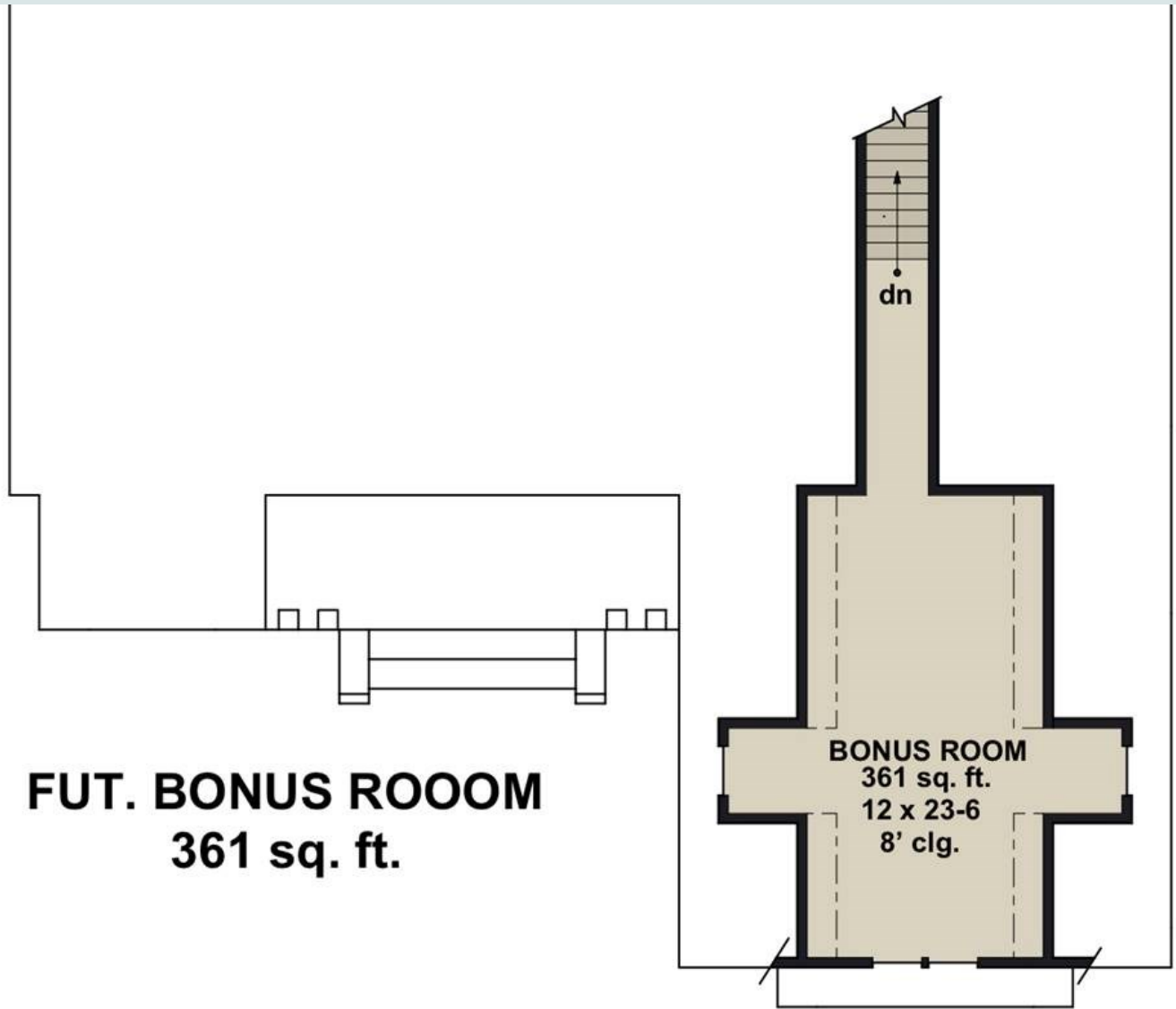


DIMENSIONS:

Total Sq Ft.: 2046

Width: 59'

Depth: 65'



FUT. BONUS ROOM
361 sq. ft.

BONUS ROOM
361 sq. ft.
12 x 23-6
8' clg.

The Jessica Dawn



PLAN DESCRIPTION:

The inviting wraparound porch immediately tells you that you are home. The main entry is directly off the porch and takes you into the open floor plan. The kitchen has unimpeded views across the vaulted great room with corner fireplace and to the covered back porch beyond. The main floor master has back porch access through sliding doors. And the upstairs masters has its own private balcony. Upstairs, a loft area overlooks the vaulted great room below.

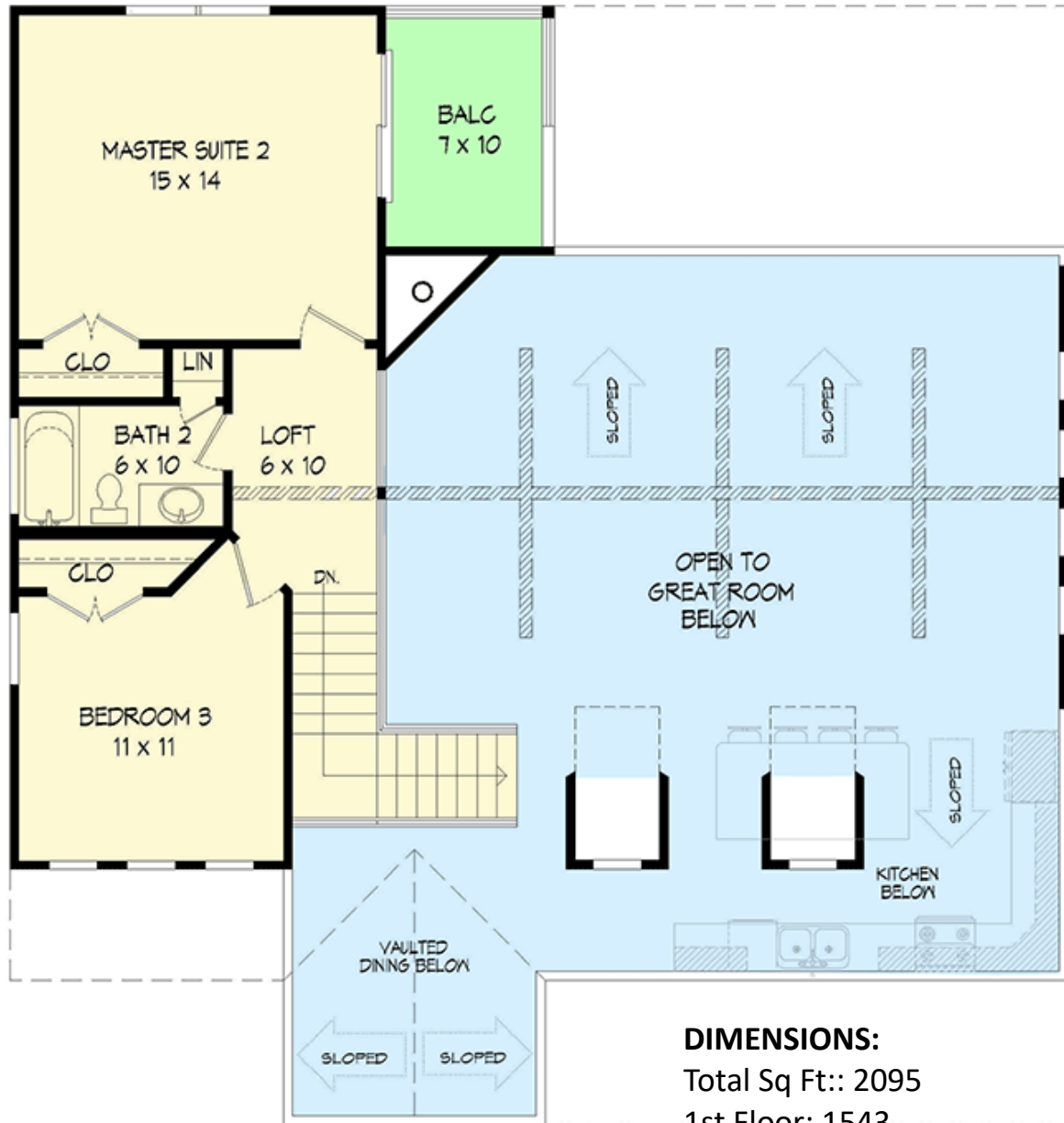
2095 Sq Ft

3 Bedrooms

2.5 Baths

Detached garage





DIMENSIONS:

Total Sq Ft.: 2095

1st Floor: 1543

2nd Floor: 552

Width: 50'2"

Depth: 46'6"

Roof Pitch:

10:12

The Annette



PLAN DESCRIPTION:

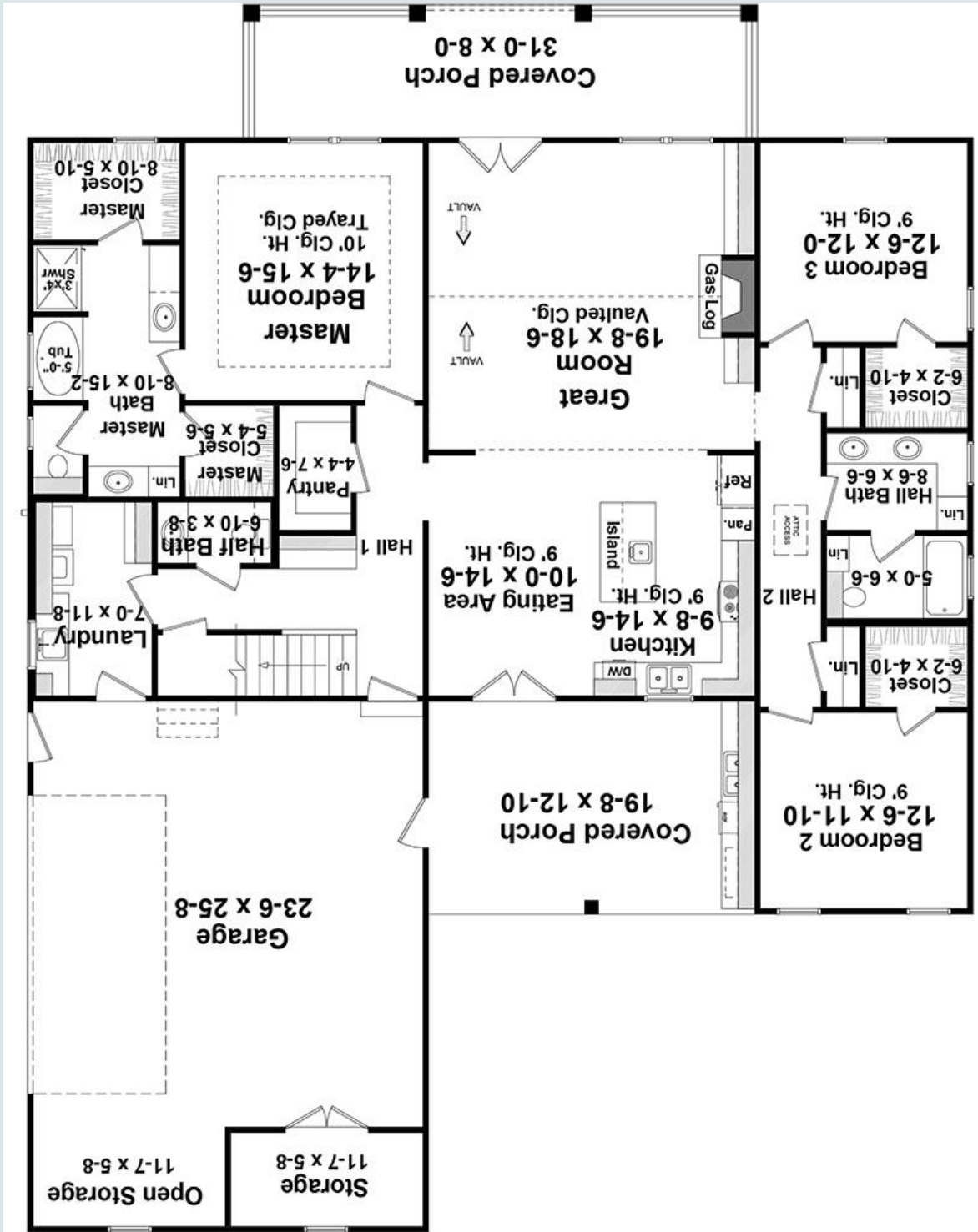
Welcome home to easy country living in this modern farmhouse. The vaulted ceiling in the great room opens to the spacious kitchen/eating area with a wonderful walk-in pantry. Relax in the vaulted master bedroom with the not one, but TWO walk-in closets. Each of the two bedrooms on the other side of the house has its own walk-in closet. Enjoy the outdoor life in the covered back porch with its own grilling area. This home has all the comforts of modern life while retaining the charm of country living.

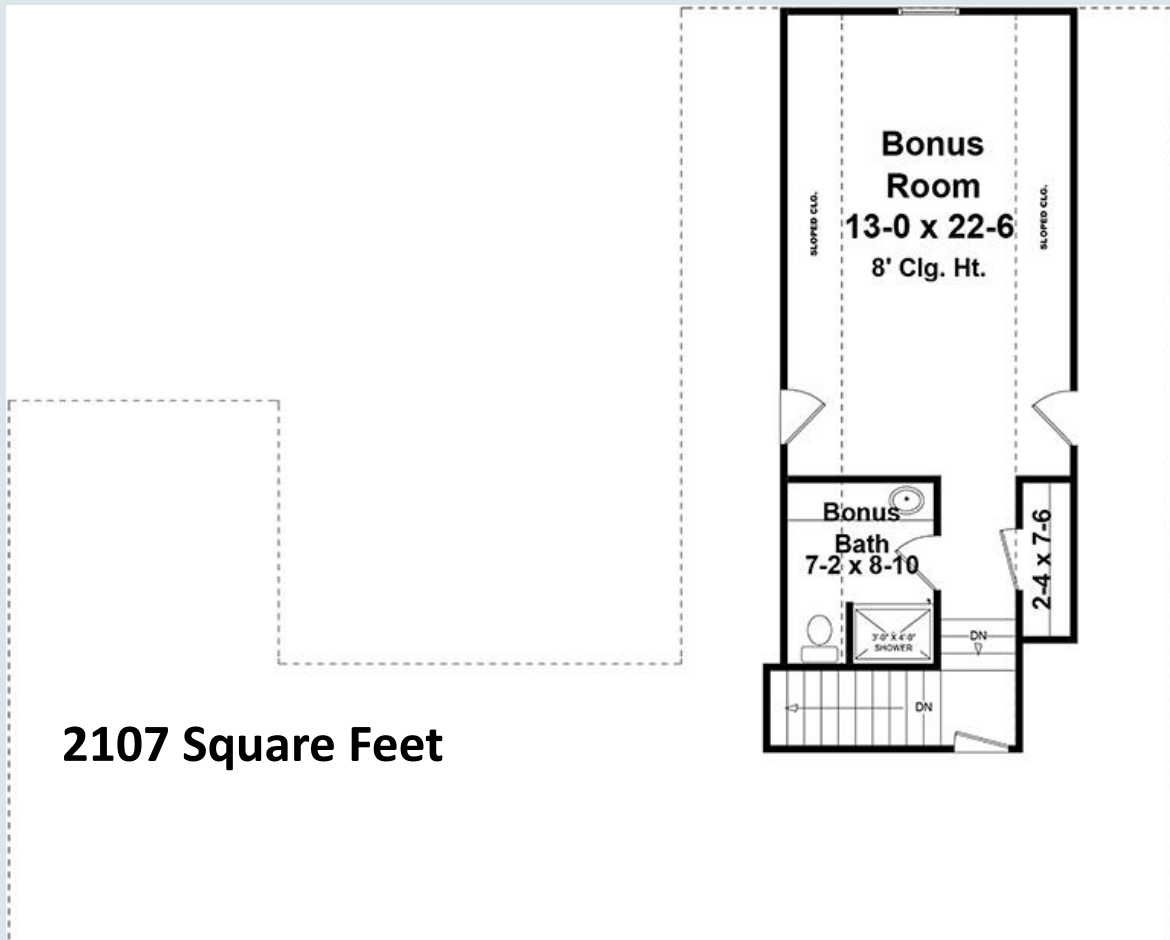
2107 Sq

Ft 3 Bedrooms

2.5 Baths

2 Car Garage





2107 Square Feet

DIMENSIONS:

Width: 57'
Depth: 74'

CEILING:

Ceiling Height (Main): 9'

The Jamie



PLAN DESCRIPTION:

This modern twist on the farmhouse design is the perfect fit for today's lifestyle. A welcoming front porch beckons you to "C'mon in!" and is your first hint of something special inside. The spacious Great Room opens to the kitchen and dining area with no walls to block your view. It makes for the perfect gathering area. The kitchen includes a nice-sized walk-in pantry and a large island with an eating bar. There is a split bedroom design where the master suite is on the opposite wing of the house from the secondary bedrooms. The vaulted private master suite features a huge walk-in closet and a lovely bathroom with a stand-alone tub, dual sink vanity, and a roomy stall shower. On the opposite side of the house are two additional bedrooms that share a Jack and Jill style bathroom. Outside these two bedrooms is a clever study area with a built-in desk.

2125 Sq Ft

3 Bedrooms

2.5 Baths

2 Garages



DIMENSIONS:

Width: 76'

Depth: 60'2"

Height: 29'9"

Levels/stories: 1

Garage stalls: 2

CEILING:

Ceiling Height: 9'

AREA:

Sq Ft: 2125

Main Floor: 2125

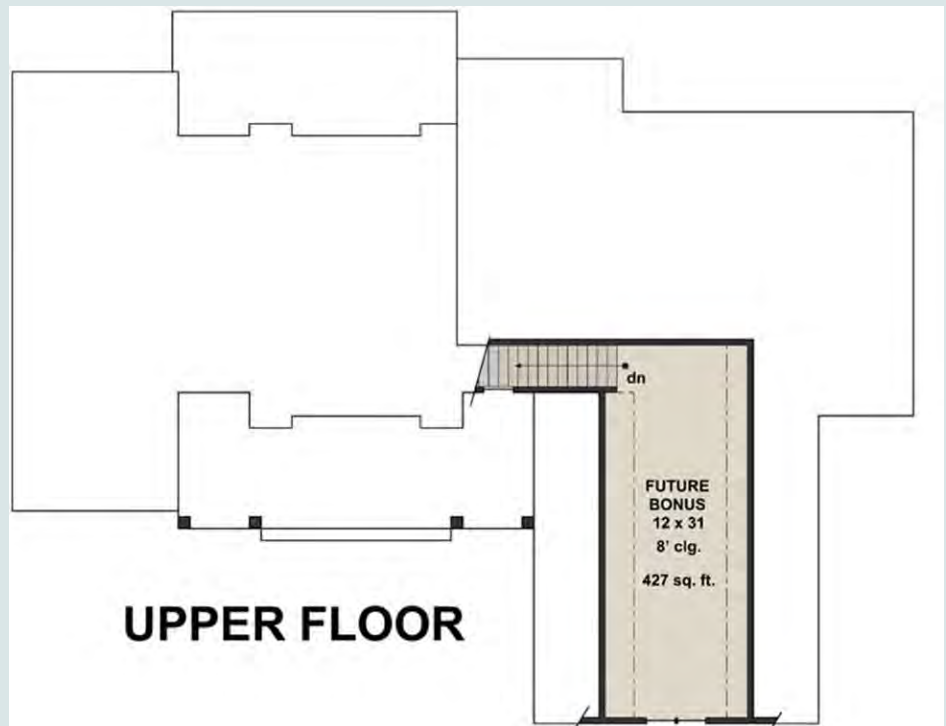
Bonus Room: 427

Garage: 576

Porches: 582

ROOF:

Roof Pitch (primary) 14:12



The Tempy Jane



Plan Description:

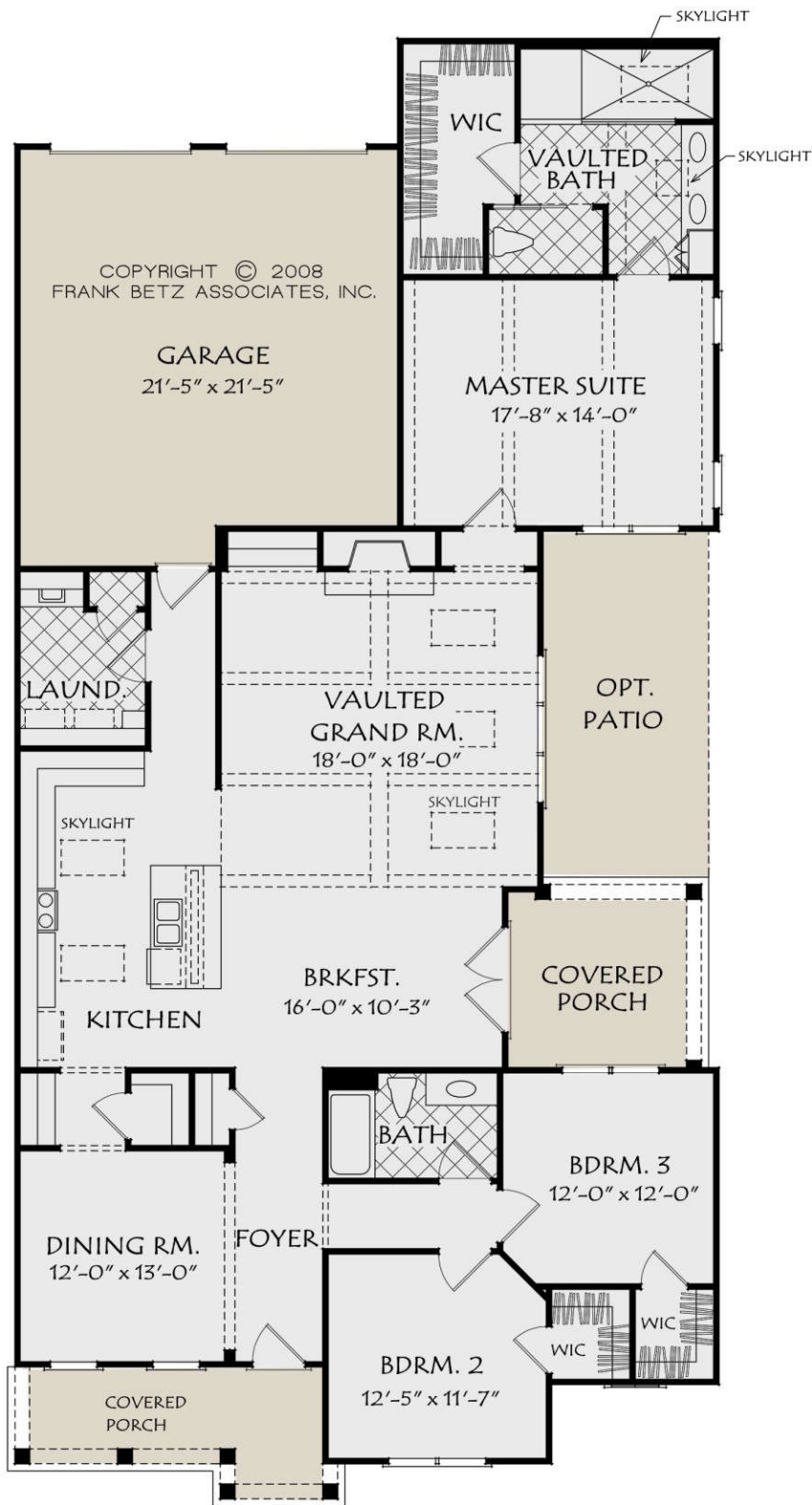
This Country house plan features both formal and informal areas of spacious living. The open design invites ease of entertaining. However, there is a ton of areas for privacy as well. The over sized master suite is on one side of the house, while the other bedrooms are on the other. The master suite has a huge walk-in closet.

2147 Sq Ft

3 Bedrooms

2 Baths

2 Car Garage



FLOOR PLAN

DIMENSIONS:

Total Sq Ft.: 2147

1st Floor: 2147

Width: 40'

Depth: 83'

Roof Pitch:

12:12

The Paul Bennett

MUST HAVE 2 LOTS FOR THIS PLAN OR COURTYARD GARAGE



PLAN DESCRIPTION:

Be the envy of the neighborhood in this beautiful modern single-story farmhouse. The wide open floor plan with the kitchen, Great Room and dining room all together, have no barrier walls to separate the cook from the rest of the gang. The marvelous kitchen has a double-stacked island that gives you a roomy casual dining spot. The vaulted master suite enjoys peaceful seclusion from secondary bedrooms on the other wing of the home. The clever nook/office/homes school near the hub of the home is a brilliant and creative concept. The secondary bedrooms share a Jack and Jill bathroom. The covered rear porch includes a pop-up window offering seating and access to the kitchen. Tons of useful cuteness in this home plan!

2148 sq ft

3 Bedrooms

2.5 Baths

2 Garage bays

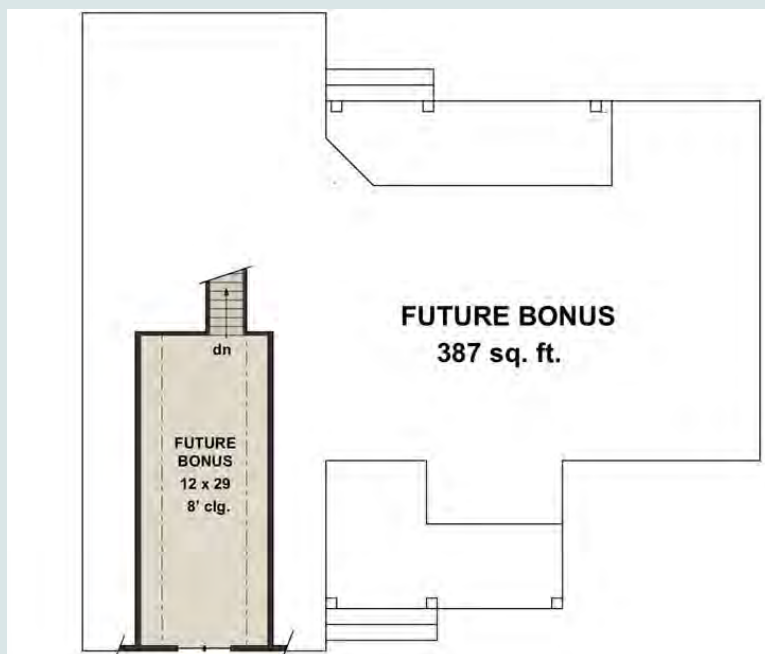


DIMENSIONS: Width: 64'
Depth: 60'4"
Height: 27'9"

AREA: Total: 2148 sqft
Main Floor: 2148 sqft
Bonus Room: 387 sqft
Garage: 521 sqft
Bedrooms: 3
Bathrooms: 2.5
Levels/stories: 1
Garage stalls: 2

Ceiling: Height (Main): 9'
Height (Upper): 8'

Roof: Roof pitch (primary): 12:12



The Reba



PLAN DESCRIPTION:

Country living is easy with this modern twist on the farmhouse design. A porch on the front and a porch just off the dining area makes for comfortable outdoor enjoyment. The open design is great for entertainment. The chef in you will enjoy the beautiful kitchen with a walk-in pantry.

2155 Sq Ft

3 Bedrooms

2.5 Baths

2 Garage stalls



2155 Sq Ft

Dimension:
 Width: 41'
 Depth: 97'8"
 Height: 24'6"

Total Living Area (finished):
 2155 Sq Ft
 Porches: 470

Roof:
 Primary Pitch: 8:12
 Secondary Pitch: 12:12

Ceiling:
 Main: 9'

The Mary Elizabeth

MUST HAVE 2 LOTS OR COURTYARD GARAGE



PLAN DESCRIPTION:

This modern farmhouse home offers three bedrooms with a private master suite including a spa-like bath and generous master closet with access to the laundry room. Volume ceilings throughout the main living areas create impressive spaces, and the gourmet kitchen with walk-in pantry is every home cook's dream while the covered outdoor kitchen provides additional space for entertaining. The grand entrance front porch and the painted brick façade are just a few of the details that set this home apart.

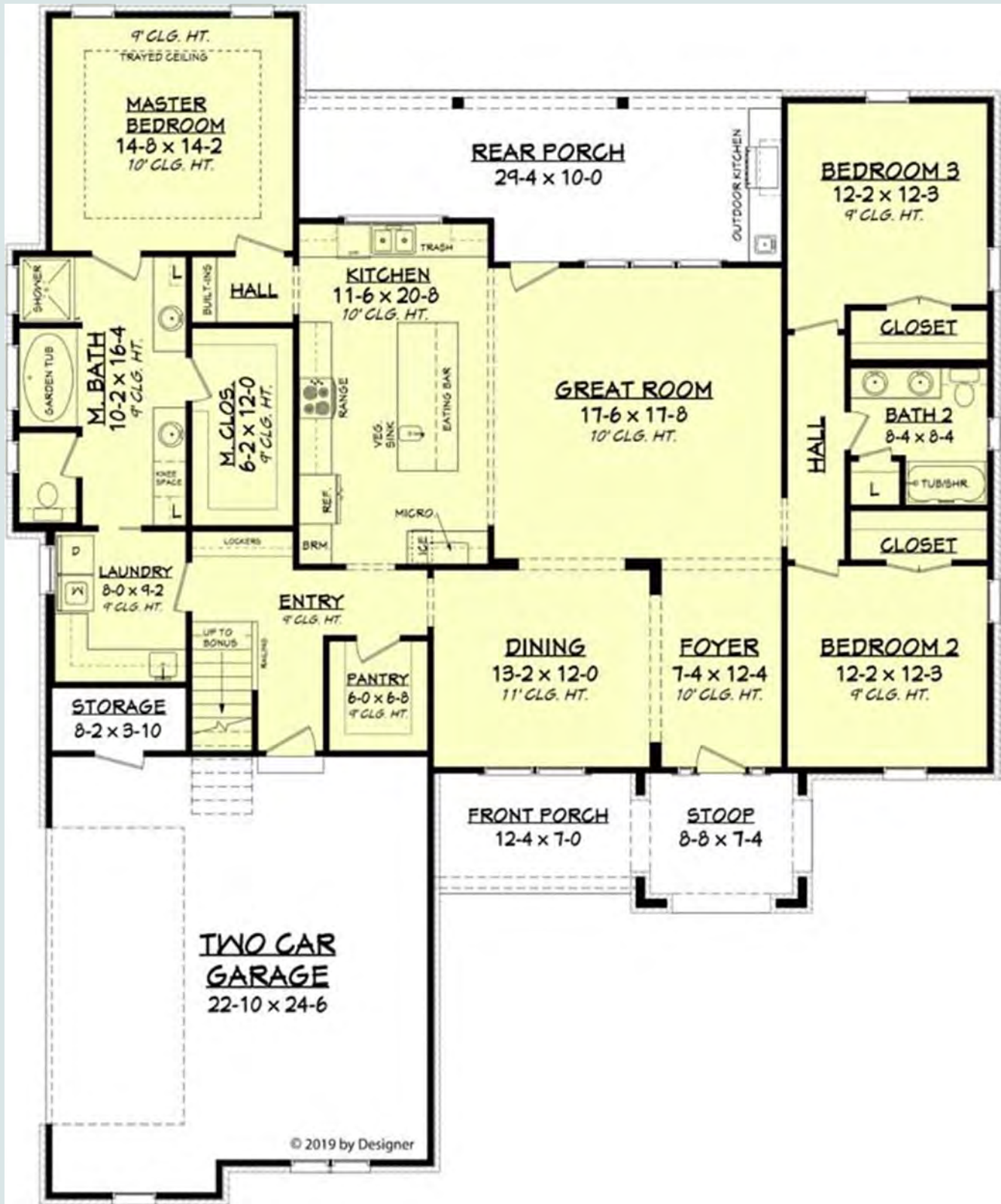
2165 Sq Ft

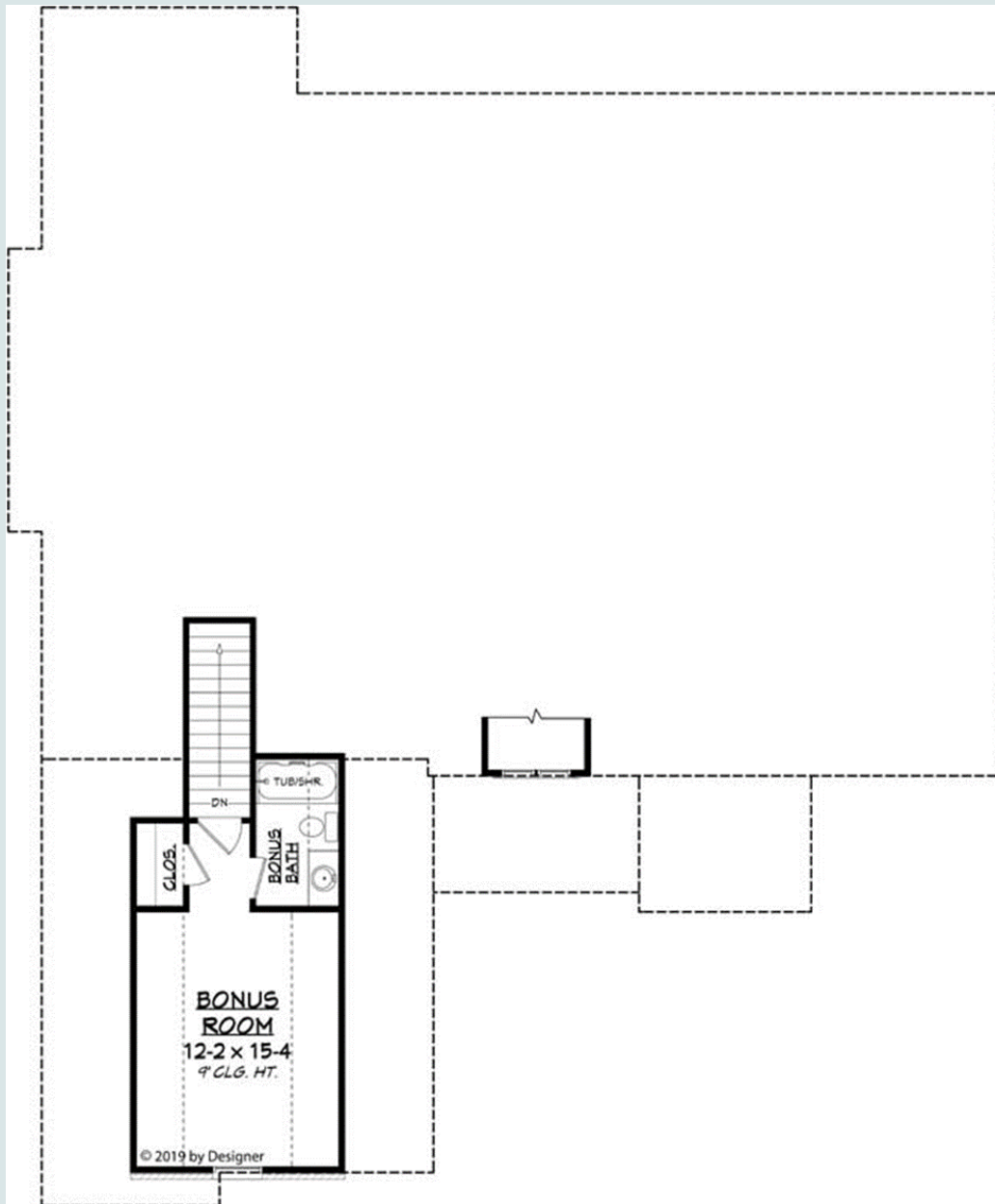
3 Bedrooms

2 Baths

1 story

2 Garage





DIMENSION:

Depth: 72'
 Width: 59'6"
 Height: 26'

CEILING:

Ceiling Height: 9'

AREA:

Total square ft: 2165 sq ft
 Bonus Room: 294 sq ft
 Garage: 605 sq ft

ROOF:

Roof pitch (primary): 8:12
 Roof pitch (secondary): 12:12

The Janet



PLAN DESCRIPTION:

This remarkable plan features a spacious front porch for easy afternoons. There is also a back screen porch for those summer nights. The foyer displays a beautiful staircase. There is plenty of space for both formal and informal dining entertainment, as well as a separate great room. The master bedroom is downstairs and has a luxurious master bath. Two large bedrooms upstairs each have their own bathrooms to make for not just three bedrooms total, but three suites.

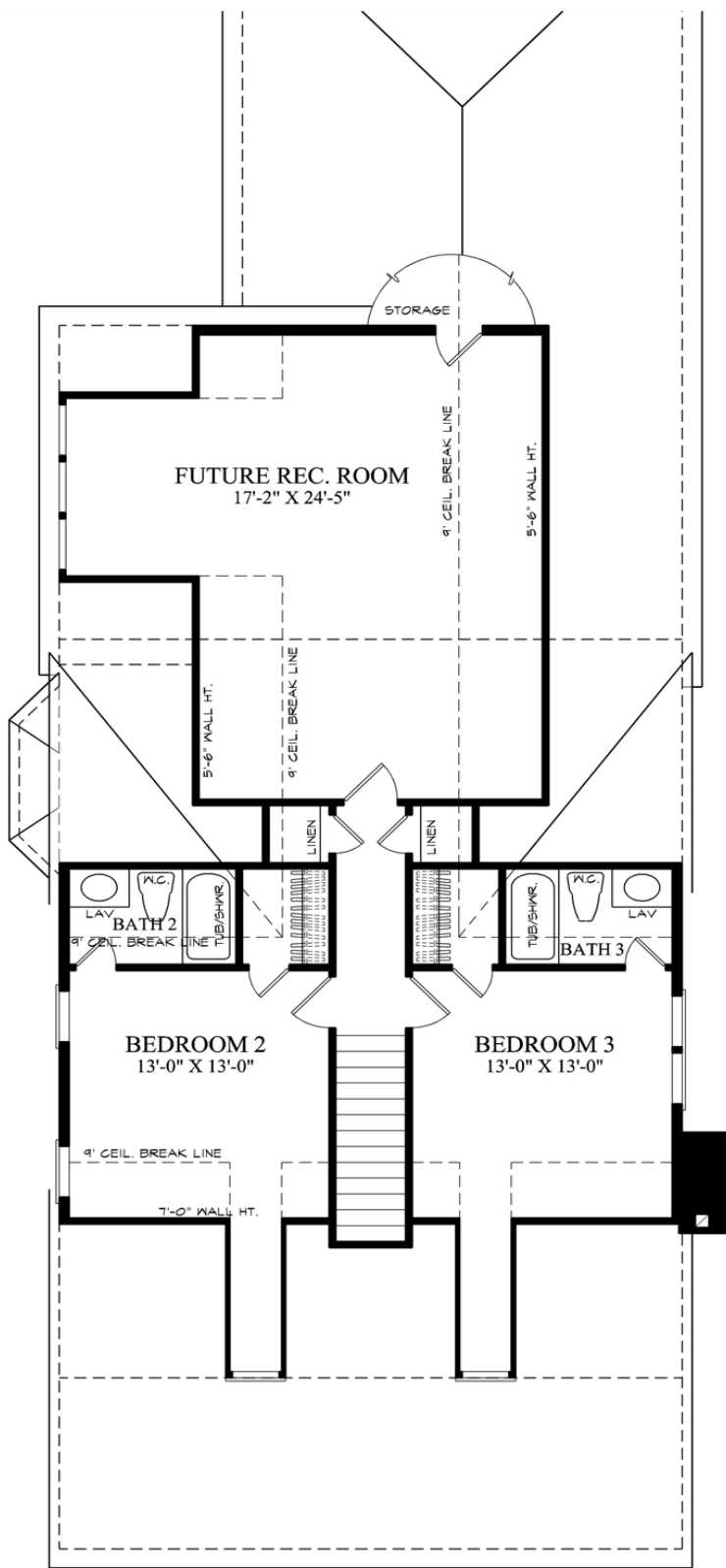
2184 SQ FT

3 Bedrooms

3.5 Baths

2 Bay Garage





DIMENSIONS:

Width: 31'2"

Depth: 86'10"

AREA:

2184 Total Living Area

1528 Mail Level

656 Upper Level

The Eula Jane



PLAN DESCRIPTION:

This wonderful 4 bedroom country cottage has a front porch with four supports and a spacious 8' wide rear porch. You enter the home into the great room and have views that extend through to the kitchen that has a large pantry and an island with seating. The dining room is open to the great with a door that takes you to the beautiful rear porch. The master suite is located in back and has an oversized closet and a five-fixture bath. Three more bedrooms are on the left and share a bath.

2203 Sq ft

4 Bedrooms

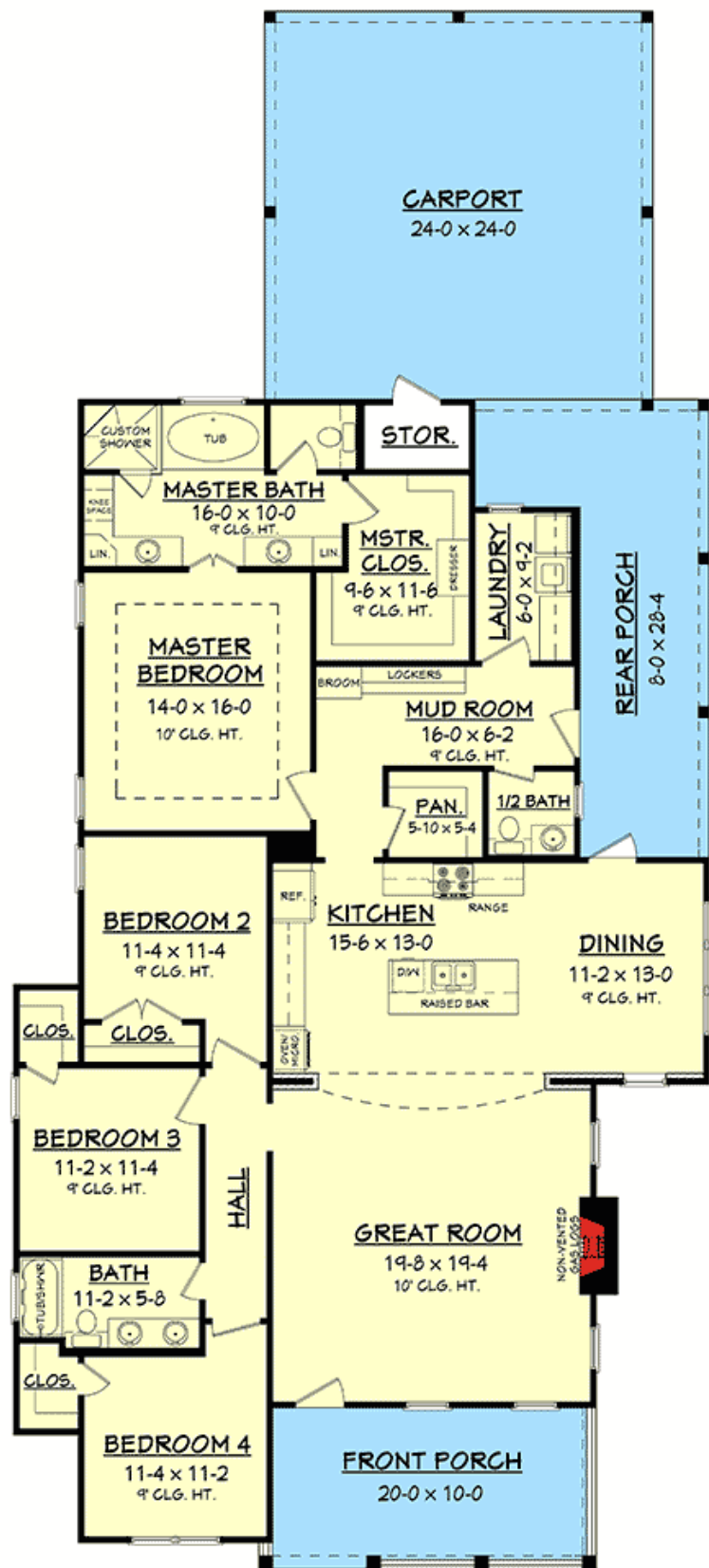
2.5 Baths

2 Car Garage

DIMENSIONS:
Total Sq Ft: 2203
1st Floor: 2203

Width: 43'
Depth: 96'4"

Roof Pitch:
8:12
12:12



The Bonnie



PLAN DESCRIPTION:

You will love the open floor plan on this modern farmhouse. Entertain inside and out with the double-sided fireplace that opens into the family room and onto the back porch. And what chef would not love the huge walk-in pantry and separate butler's pantry? The owner's suite is a refuge with its luxurious master bath and walk-in closet. On the other side of the house are two bedrooms that share a Jack-and-Jill bath. Life is easy at home with this beautiful plan.

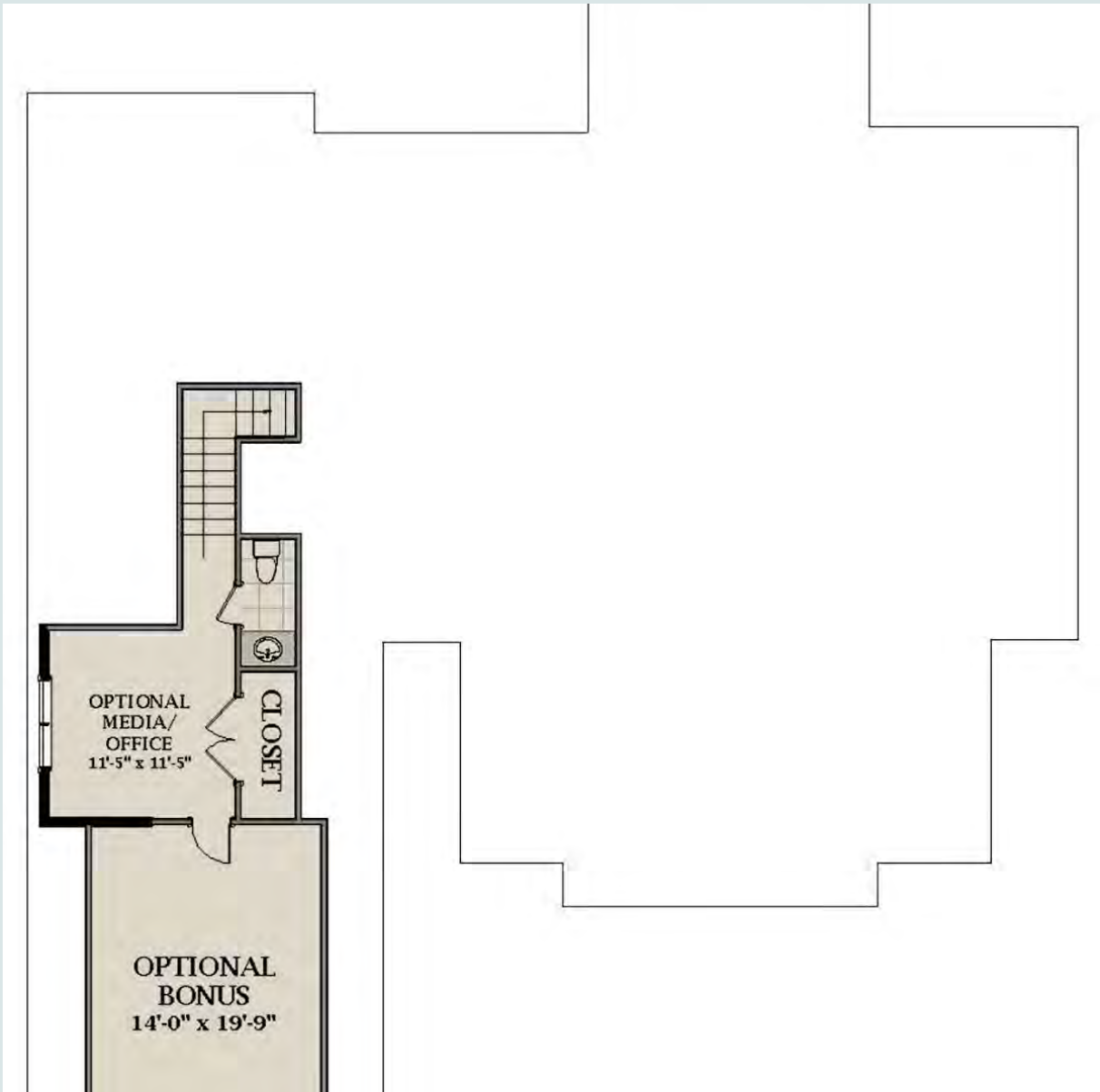
2371 Sq Ft

3 Bedrooms

2 Baths

2 Car Garage





DIMENSIONS:

WIDTH: 65'5"

DEPTH: 73'9"

HEIGHT: 28'9"

CEILING:

FIRST FLOOR: 9'

SECOND FLOOR: 8'

ROOF:

MAIN PITCH: 12:12

The Donna Lynn



PLAN DESCRIPTION:

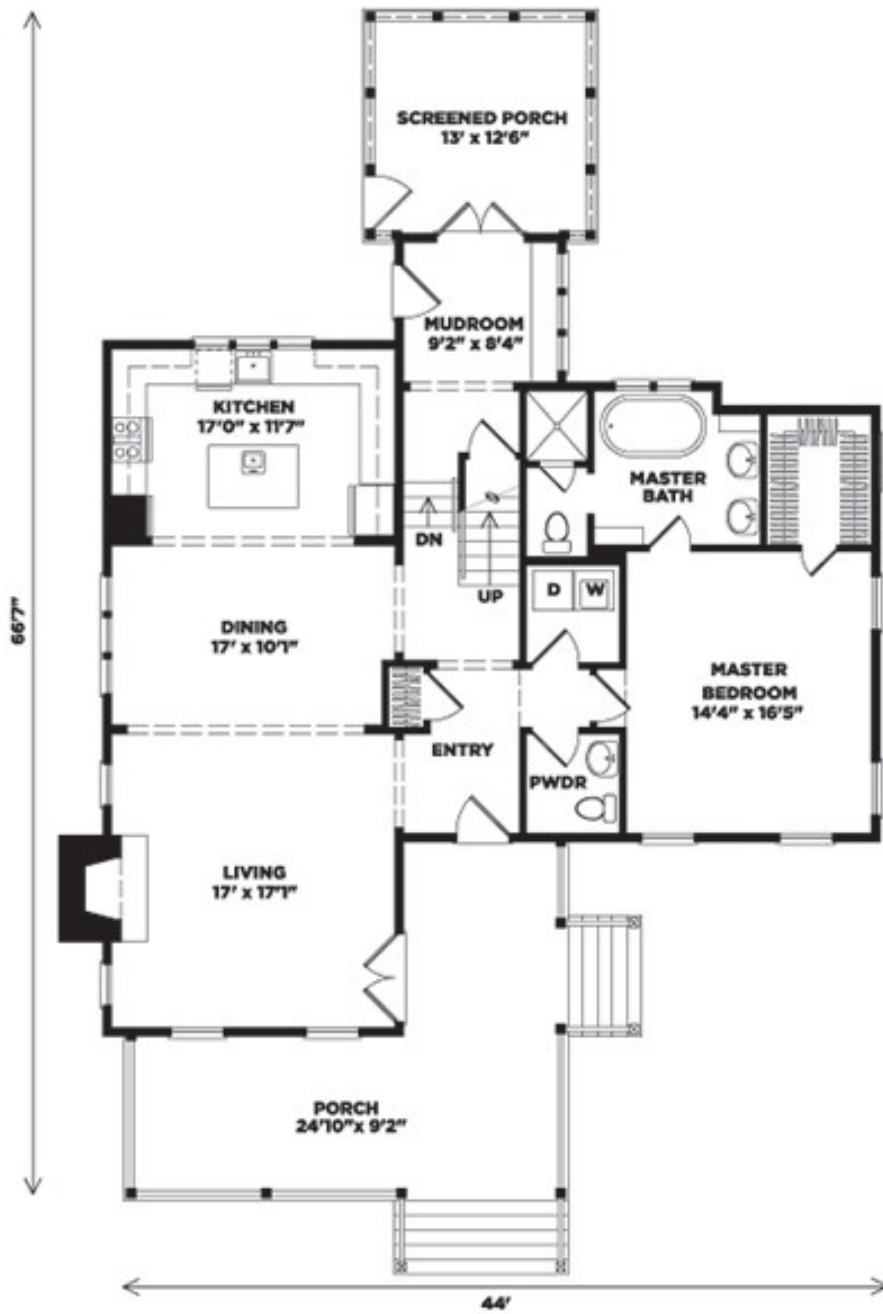
This beautiful Southern Living Home is full of charm. An open kitchen makes for gracious living, so you will find this home warm and welcoming. Each bedroom has its own bathroom and plenty of space. This is surely a home that has both the open spaces for entertaining and large private areas for sanctuary.

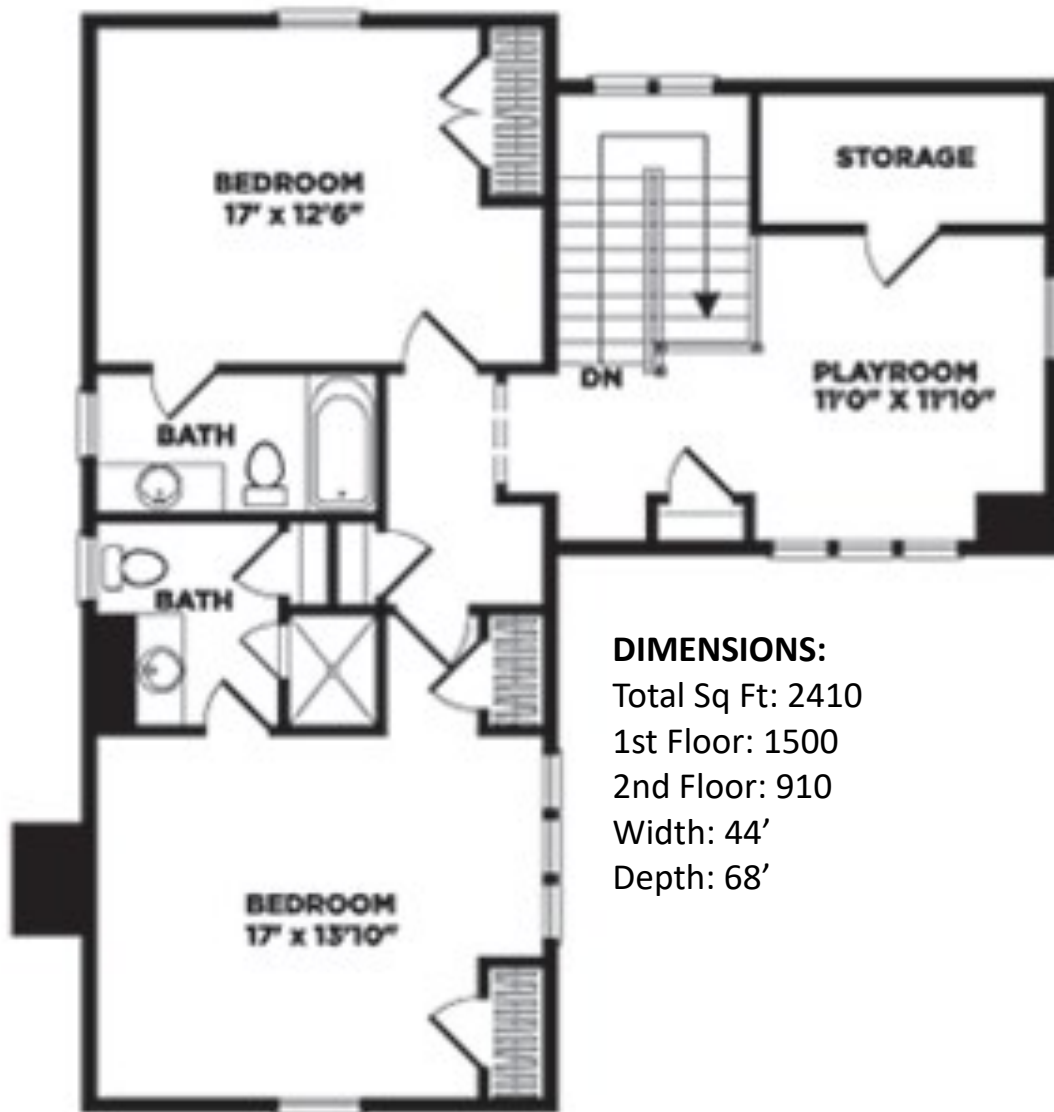
2410 Sq Ft

3 Bedrooms

3.5 Baths

Detached garage





DIMENSIONS:

Total Sq Ft: 2410

1st Floor: 1500

2nd Floor: 910

Width: 44'

Depth: 68'

The Femima



PLAN DESCRIPTION:

Step inside this modern farmhouse to find an office to the left of the foyer, while a powder bath and coat closet sits to the right. Straight ahead, the vaulted ceiling defines the great room, and the attached eat-in kitchen extends to a covered porch for outdoor dining and lounging. The master bedroom presents a vaulted ceiling, making the room feel larger, and the bath suite includes a freestanding tub and dual closets. Bedrooms 2 and 3 are located upstairs and share the hall bath. A spacious mud/laundry room includes a built-in bench and utility sink, and a pocket door allows you to hide the space if preferred.

2492 SQ FT

3 Bedrooms

2.5 Baths

2 Car Garage





DIMENSIONS:

Total Sq Ft.: 2492

1st Floor: 1777

2nd Floor: 715

Width: 46'

Depth: 79'

Roof Pitch:

12:12

BONUS
12/6 X 31/0
(9' CLG.)



The Logan



PLAN DESCRIPTION:

Beautiful 2 story country living floor plan with nice 181 sq. ft. covered front porch. There is an additional bonus area of 486 sq. ft. that isn't included in the total living area square footage.

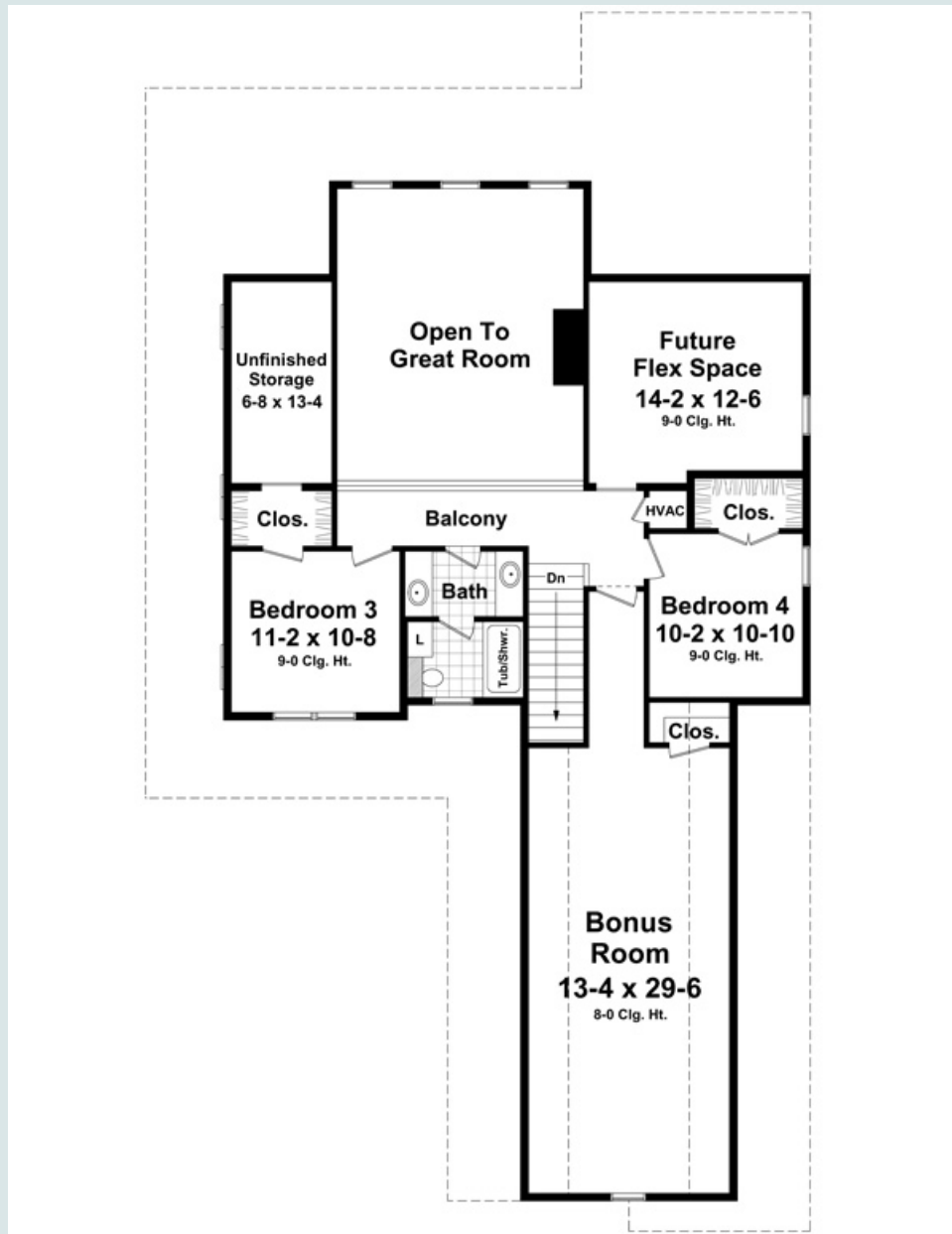
2510 SQ FT

4 Bedrooms

3.5 Baths

2 Car Garage





DIMENSIONS:

Width: 44'
Depth: 81'

AREA:

Sq ft: 2510
1st Floor: 1998
2nd Floor: 512
Bonus Area: 486
Levels/Stories: 2
Garage stalls: 2

ROOF:

Primary Pitch: 10:12

The Rhett

MUST HAVE 2 LOTS OR CARRIAGE GARAGE



PLAN DESCRIPTION:

This Cool modern farmhouse features tons of details to make everyday life easier. Check out the barn doors throughout, leading from the great room to the study (which makes a handy home office) and on both sides of the generous pantry. A large island in the kitchen includes room for seating on two sides, so it's easy for friends and family to relax and talk with each other. The open dining room is a modern touch. Unwind in the master suite with a huge walk-in closet, two sinks, and access to the back porch. Three more bedrooms upstairs share two baths and access to the bonus room, along with another laundry closet.

2528 Sq Ft

4 Bedrooms

3.5 Baths

2 stories

3 Garages





Dimension:

Depth: 65' 2"
 Width: 72'
 Height: 32'

Ceiling:

Main ceiling: 9'

AREA:

First Floor: 1732 sq ft
 Second Floor: 796 sq ft
 Garage: 764 sq ft
 Bonus: 430 sq ft

ROOF:

Primary Pitch: 14:12
 Roof type: Metal
 Roof Framing: Truss

EXTERIOR WALL FRAMING:

Exterior Wall Finish: Siding
 Framing: 2x6

The Rhoda Ann



PLAN DESCRIPTION

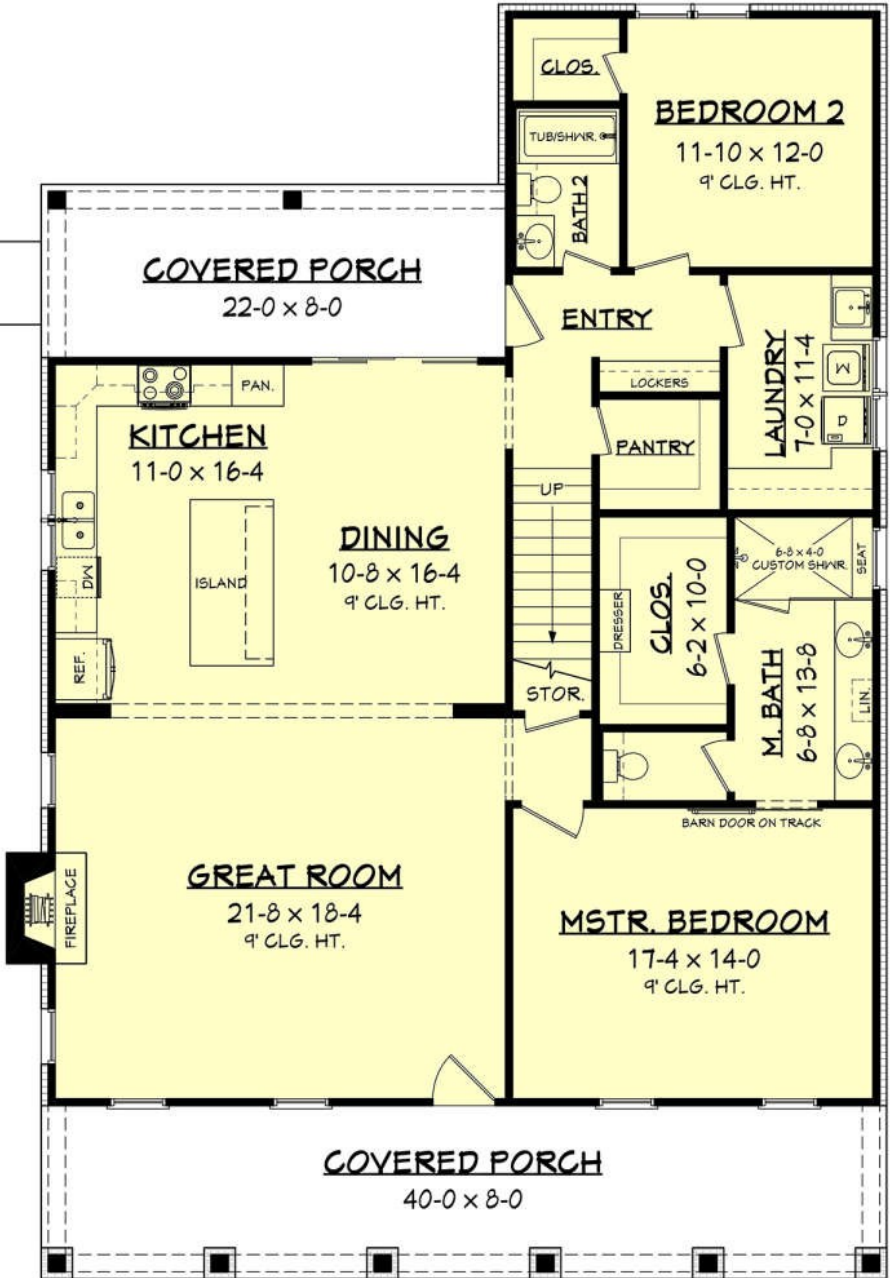
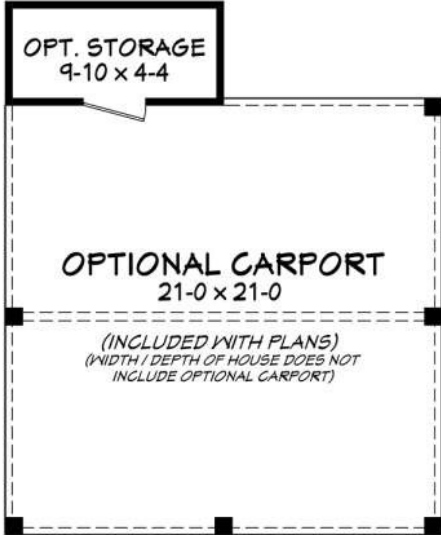
This 4 bedroom, 3 bathroom Farmhouse features an open floor plan with lots of space for entertaining. The huge master bedroom is complete with a large bathroom and ample closet space. Two large bedrooms and a flex space occupy the upstairs. This beautiful farmhouse has a welcoming large front porch and a beautiful covered back porch.

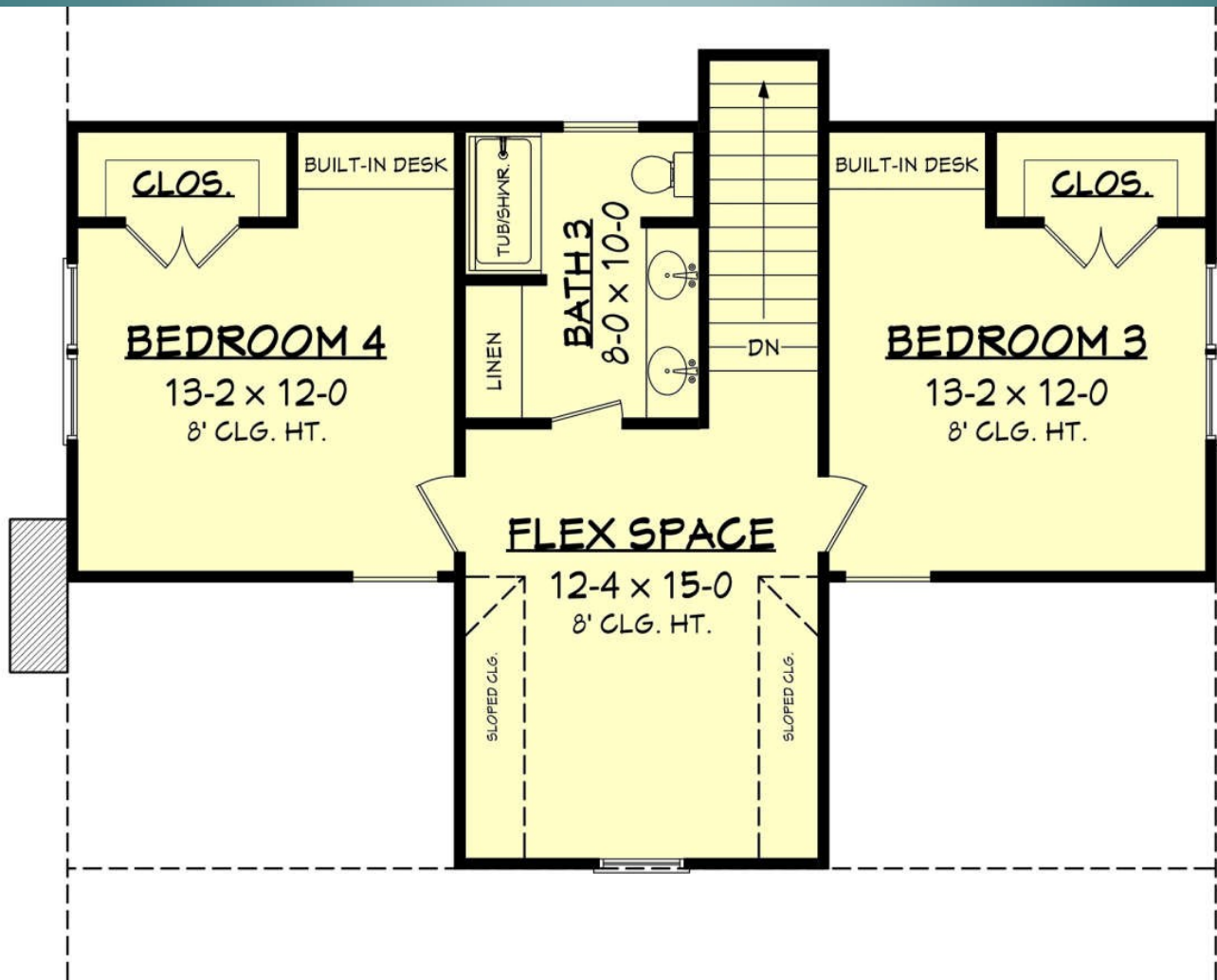
2533 Sq Ft

4 Bedrooms

3 Baths

2 Car Garage





DIMENSIONS:

Total Sq Ft.: 2533

1st Floor: 1751

2nd Floor: 782

Width: 42'

Depth: 60'8"

Roof Pitch:

10:12

The Christian



PLAN DESCRIPTION:

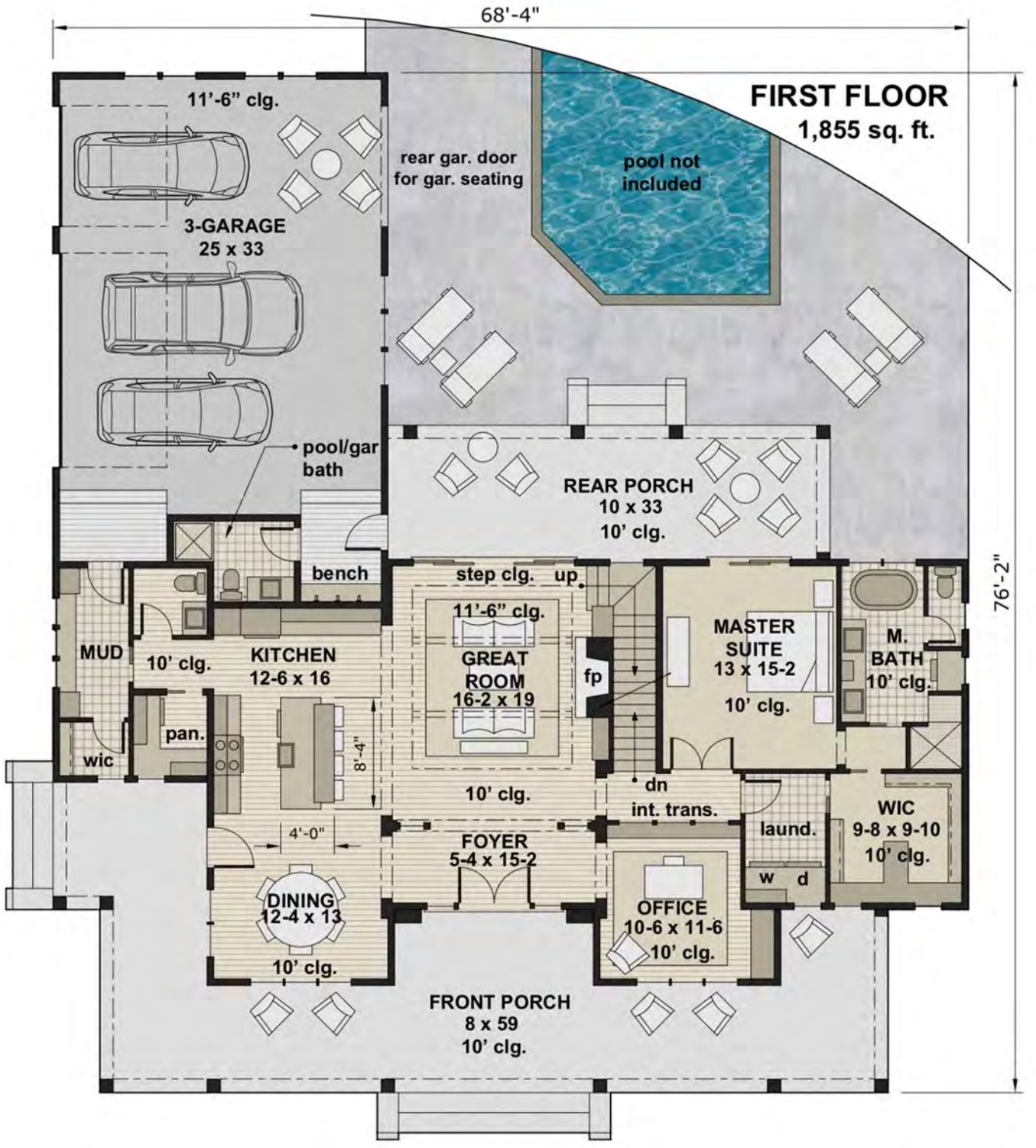
Right off the foyer, the open floor concept takes over the room. The great room immediately welcomes you into the home as it features an eye-catching 11' step ceiling, a stately fireplace, and sliding door access to the covered rear porch; this space features perfect outdoor entertaining as the pool concept gives you an idea of the spaciousness this lot has to offer and details a convenient pool/garden bathroom, as to not track dirt or water into the home. The kitchen offers a large center island with a breakfast bar, a walk-in pantry, and access to the guest powder room. The dining area provides entry to the front porch while the mudroom contains ample space with a walk-in closet. The home office and laundry are close to the master bedroom.

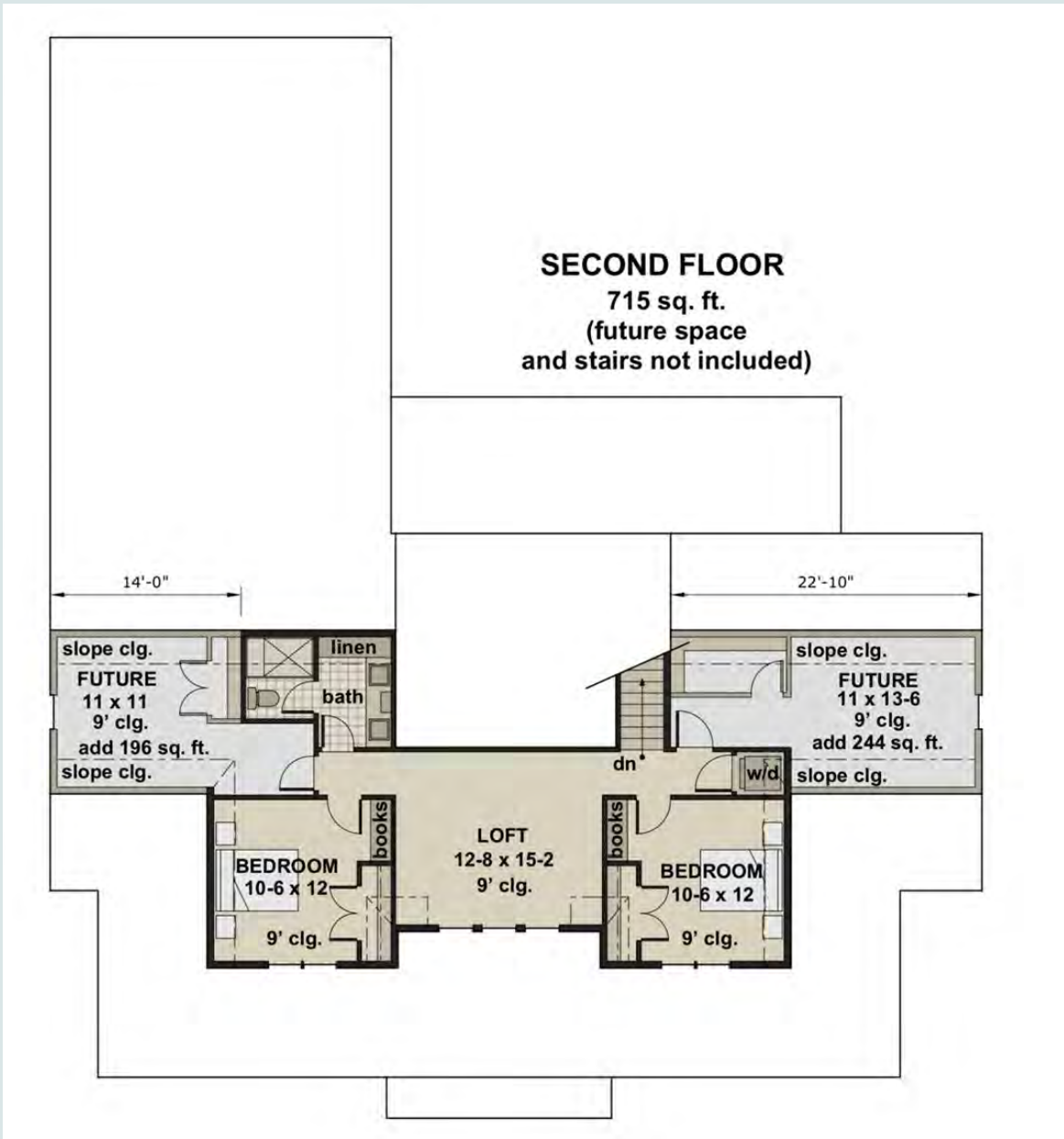
2570 SQ FT

3 Bedrooms

3.5 Baths

3 Bay Garage





DIMENSION:
Width: 68'4"
Depth: 76'2"

ROOF:
Primary: 14:12

AREA:
Main Level: 1855 sf
Upper Level: 715 sf
Total: 2570

CEILING:
First floor: 10'

The Penelope

MUST HAVE 2 LOTS



PLAN DESCRIPTION:

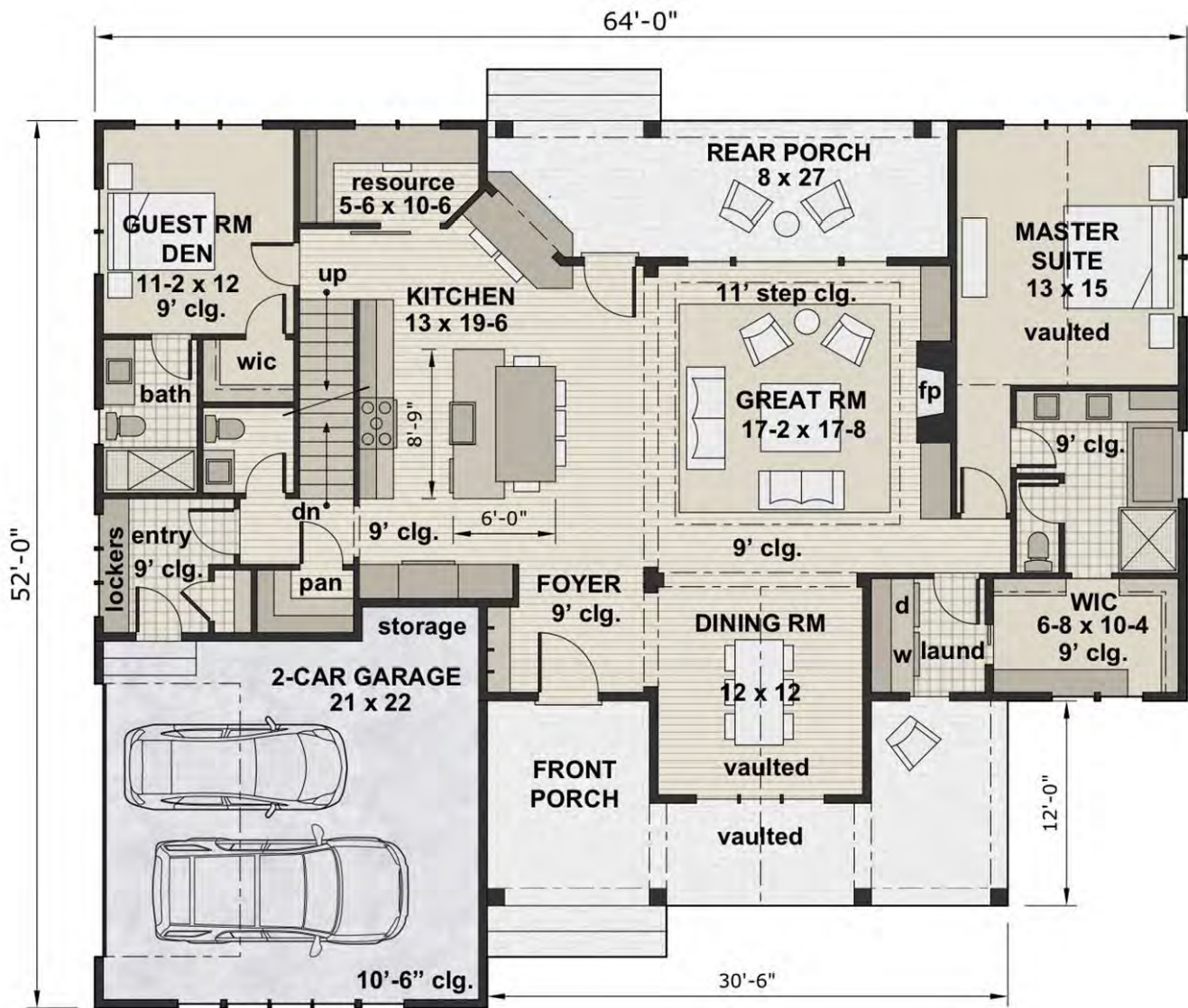
This beautiful modern farmhouse opens into a magnificent open plan. The amazing kitchen is a chef's dream. It has an indoor-outdoor snack bar so that entertainment is easy whether inside or outside. The vaulted master suite downstairs has a luxurious bathroom and spacious walk-in closet. A laundry room on both levels makes doing laundry easier. The two bedrooms upstairs has a shared loft. This easy-breezy plan is perfect for today's lifestyle.

2751 Sq Ft

4 Bedrooms

3.5 Bathrooms

2 Car Garage



DIMENSIONS:

Width: 64'
 Depth: 52'
 Height: 27' 9"

ROOF:

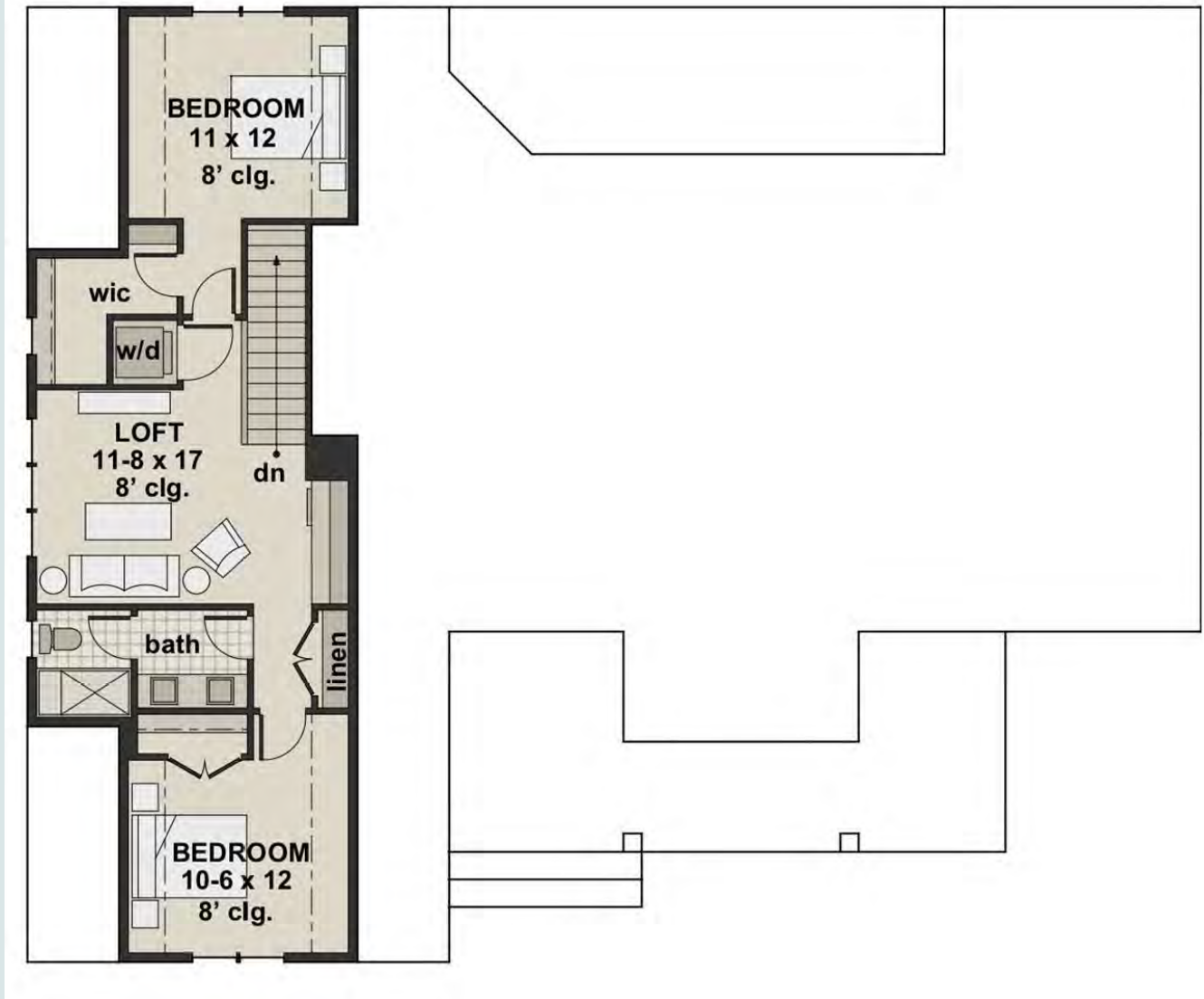
Pitch 12:12

CEILING:

First Floor: 9'
 Second Floor: 8'

SQUARE FEET:

First Floor: 1955
 Second Floor: 796
 Total Sq Ft: 2751



The Ruby



PLAN DESCRIPTION:

This beautiful modern farmhouse offers space and glamor galore! The open floor plan allows for amazing entertaining opportunities with a large kitchen island with seating, a breakfast area, a formal dining room, wet bar, and a large pantry. The bedrooms are large and great for each person's own private sanctuary. The large laundry rooms gives one enough space to work unencumbered. Walk into luxury when you enter the living area with the beautiful vaulted ceiling.

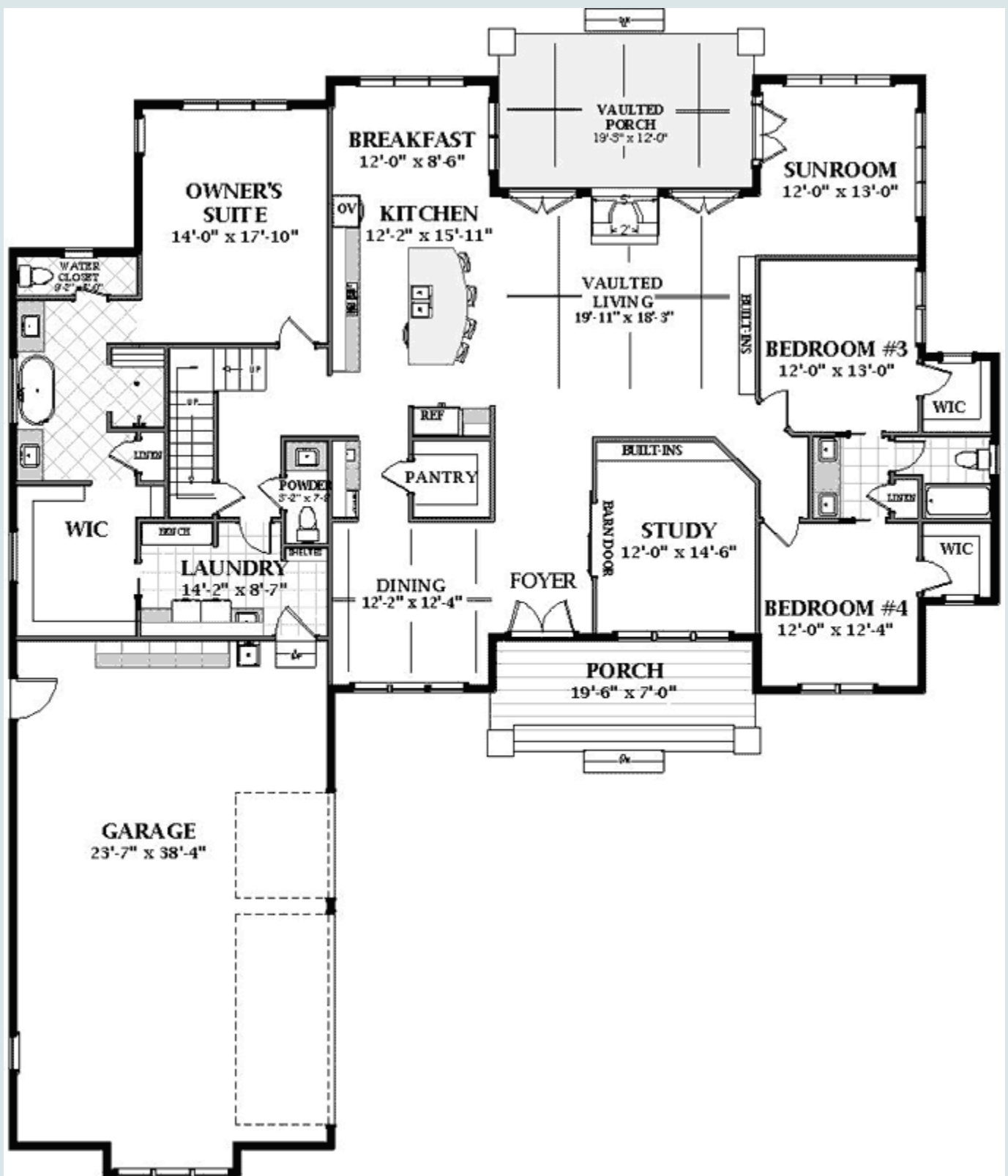
2847 Sq Ft

4 Bedrooms

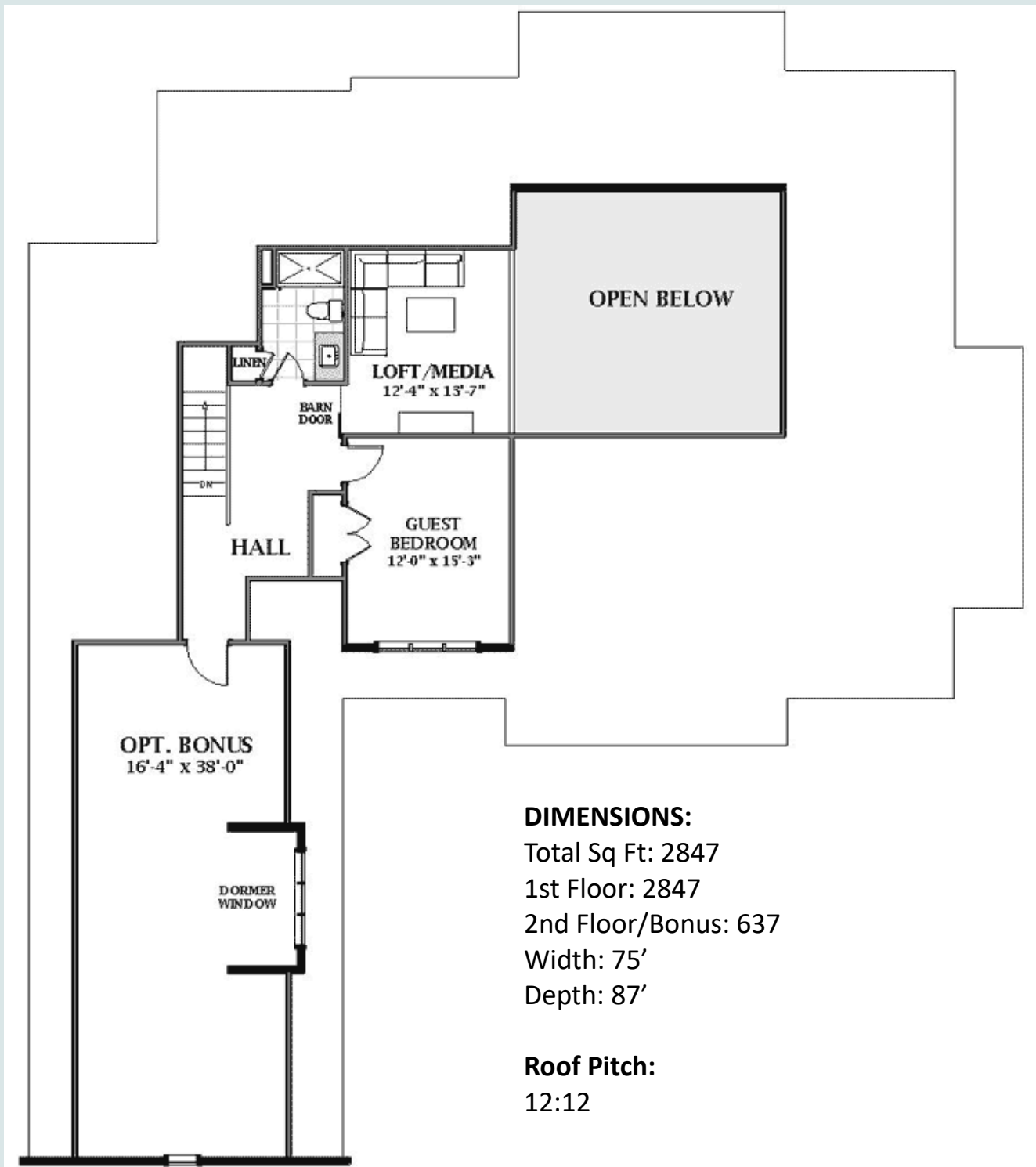
2.5 Baths

3 Car Garage

The Ruby



The Ruby



The Alice



PLAN DESCRIPTION:

The gourmet kitchen is designed around a cook-top island featuring an adjacent pantry, double ovens, and has a window over the sink. The master suite is downstairs with a bedroom/study. Two additional bedrooms are upstairs with a Jack-and-Jill bathroom. An optional rec room and bathroom provide additional living space and a bonus room with walk-in closet makes a perfect guest suite.

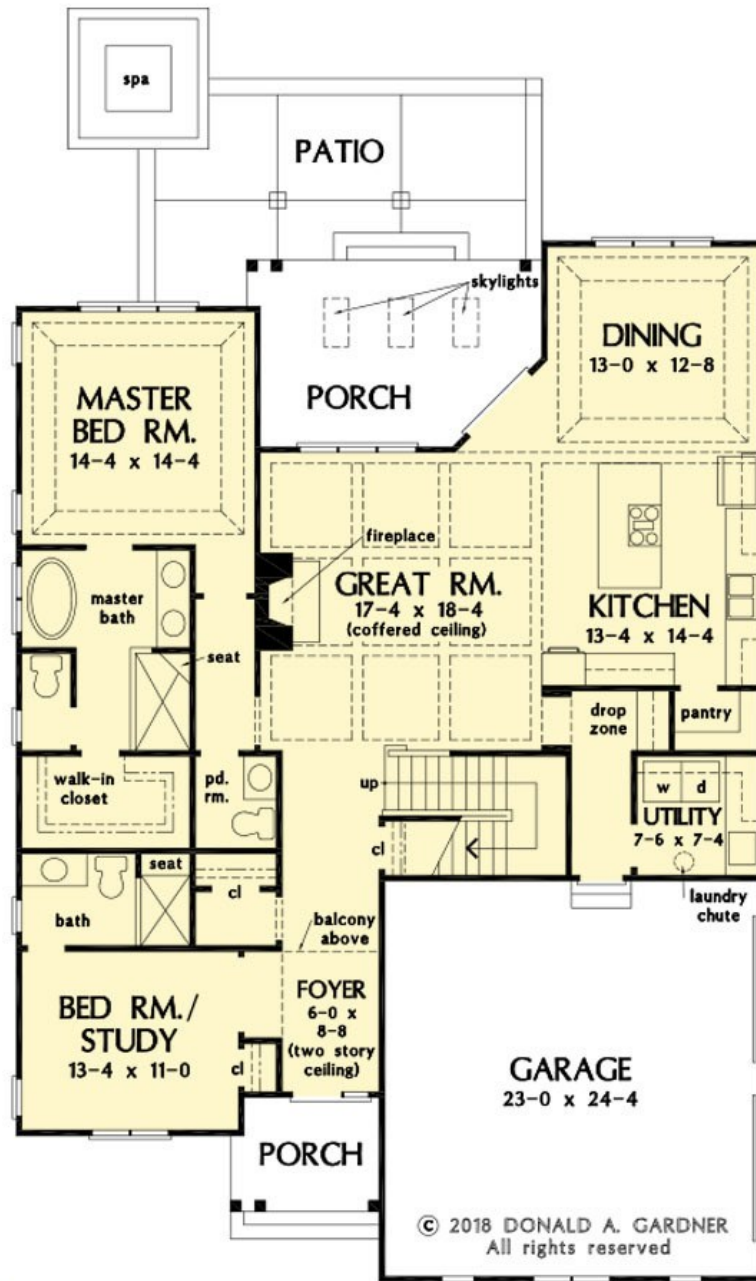
2885 Sq Ft

4 Bedrooms

3.5 Baths

2 Car Garage

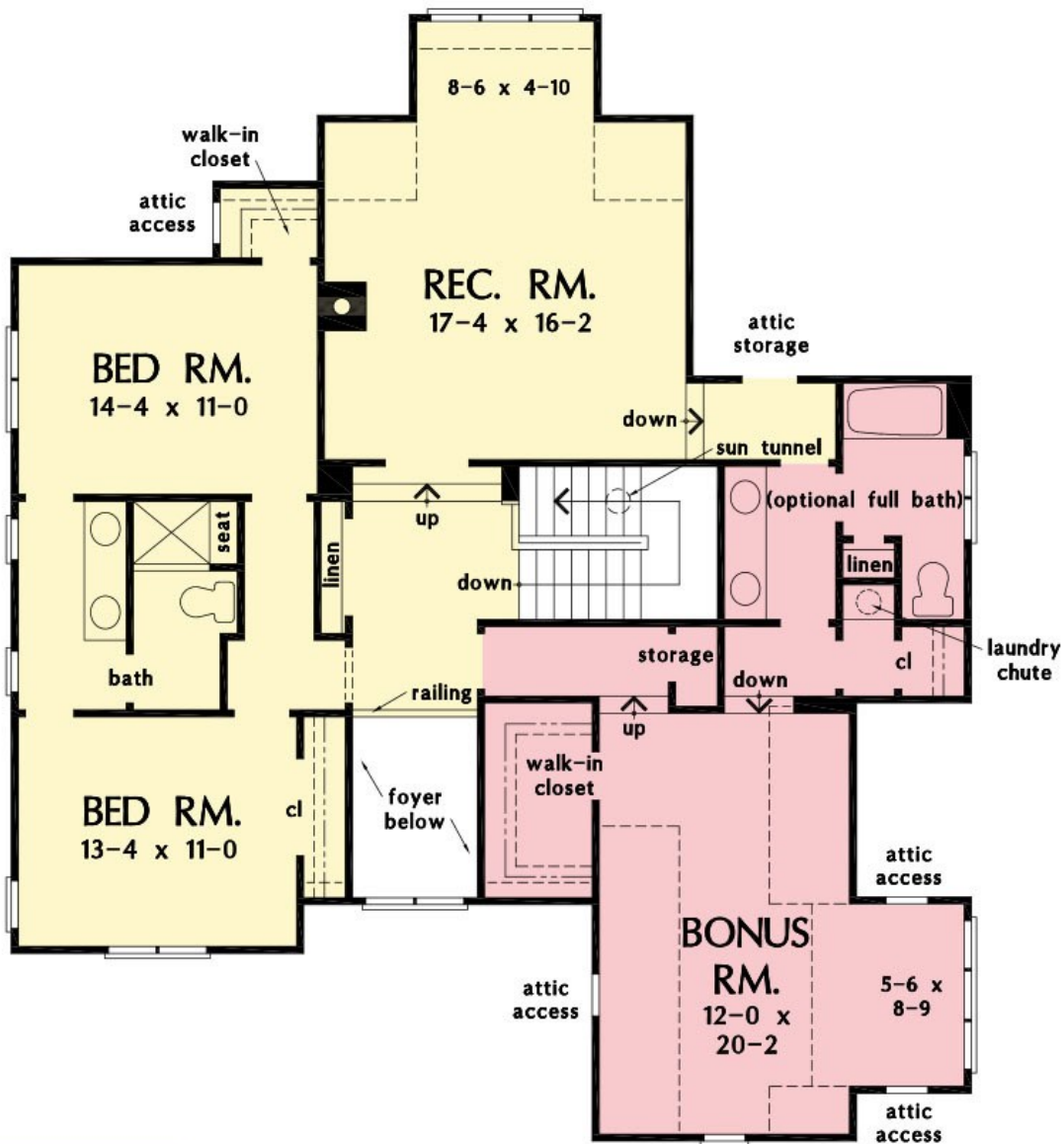
FLOOR PLAN
PLAN NO. 1494



TOTAL SF - 2885
 46'0" W X 64'0" D
 MAIN LEVEL SF - 1880

© 2018 DONALD A. GARDNER
 All rights reserved

FLOOR PLAN
PLAN NO. 1494



SECOND LEVEL SF - 1005
 OPTIONAL BONUS ROOM SF - 461
 OPTIONAL BATHROOM SF - 115

DIMENSIONS:
 Total Sq Ft: 1494
 1st Floor: 1880
 2nd Floor: 1005
 Width: 46'
 Depth: 64'

The Earl



PLAN DESCRIPTION:

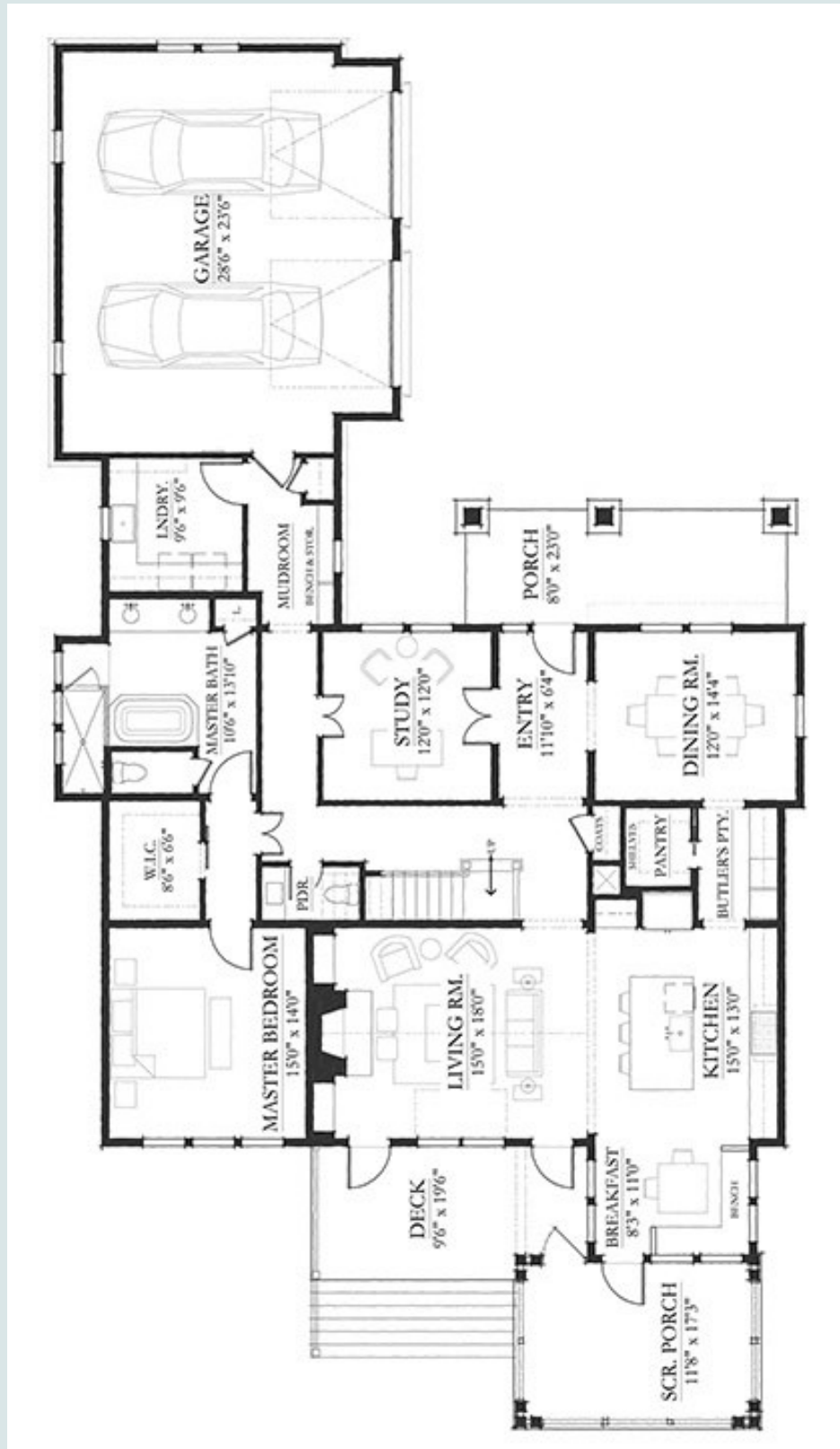
No room is too small in this beautiful country home! The open floor plan is great for formal or informal entertaining. The open community areas offer plenty of space for family and friends to gather. The kitchen has both a pantry and a butler's pantry for plenty of storage space. Big bedrooms offer every person a sanctuary at the end of the evenings.

2965 Sq Ft

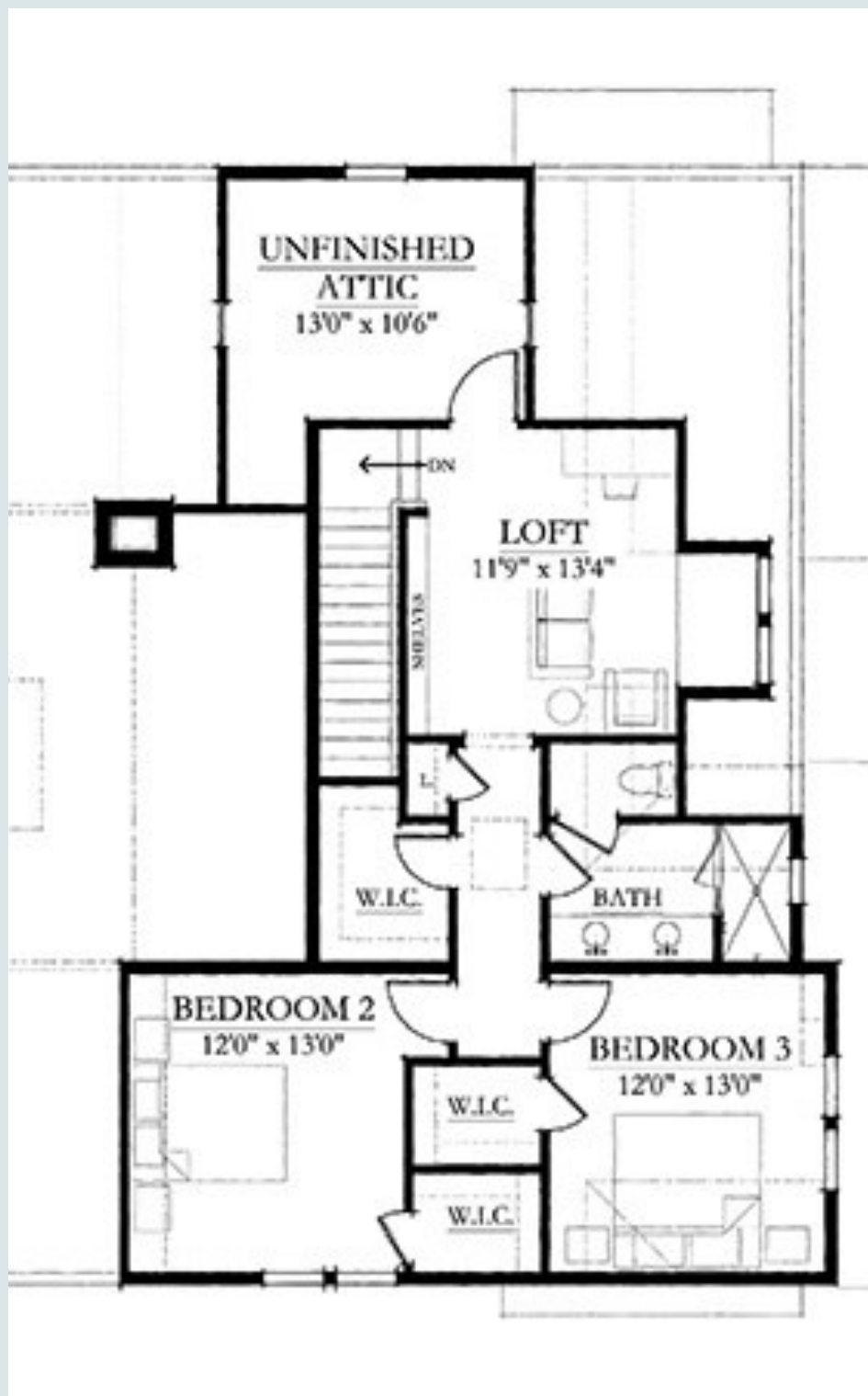
3 Bedrooms

2.5 Baths

2 Car Garage



The Earl



DIMENSIONS:
 Total Sq Ft: 2965
 1st Floor: 2151
 2nd Floor: 814
 Width: 53'7"
 Depth: 98'6"

The Lachlan MacPherson

MUST HAVE TWO LOTS



PLAN DESCRIPTION:

A great example of contemporary Farmhouse design, this home incorporates Country style details like the sliding barn-door shutters on the garage to impart a quaint, homey feel and great curb appeal to the house. Luxury appointments like his and her closets in the master suite, walk-in closets in the secondary bedroom, a vaulted ceiling and fireplace with built-ins in the family room, and a large walk-in kitchen pantry truly make this house a home. The 2-story floor plan has 3121 square feet of living space and includes 3 bedrooms, 2 full bathrooms, and a powder room near the laundry/mud room.

3121 SQ FT

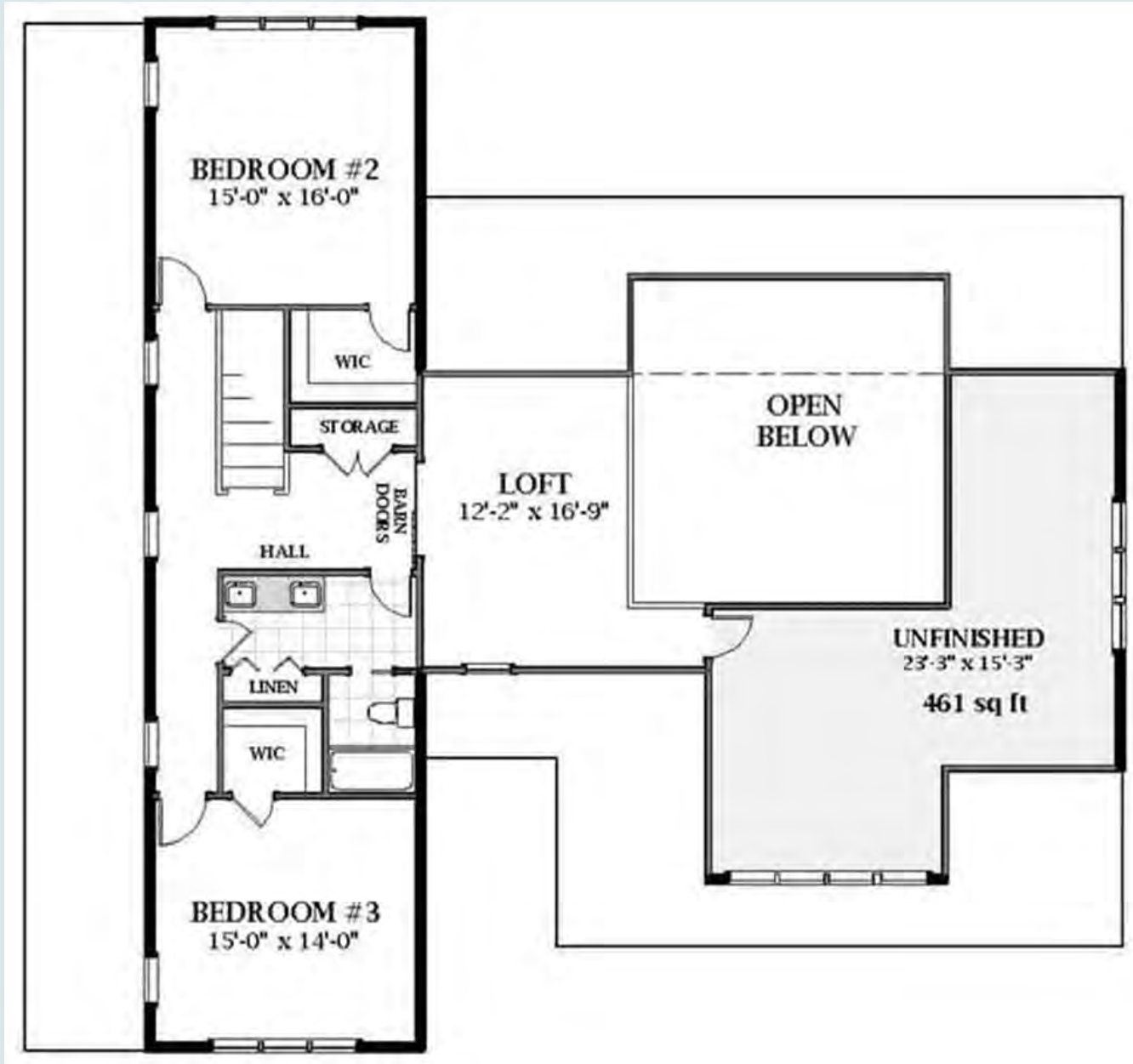
3 Bedrooms

2.5 Baths

2 Bay Garage



Main Floor



DIMENSIONS:

Total Sq Ft: 3121
 Main Floor: 1977
 Upper Floor: 1144
 Width: 63'7"
 Depth: 61'6"

Roof Pitch:

12:12

Ceilings:

10' & 9'

The Charles



PLAN DESCRIPTION:

The generous five-bay front porch conjures up evenings sitting in rocking chairs and visiting with neighbors. On the main floor, the center hall entry with the study/flex room on one side has a traditional feel, but the dining/living room that opens to the kitchen on the opposite side is a very modern layout. On the upper floor are three bedrooms, each with its own bath.

3151 Sq Ft

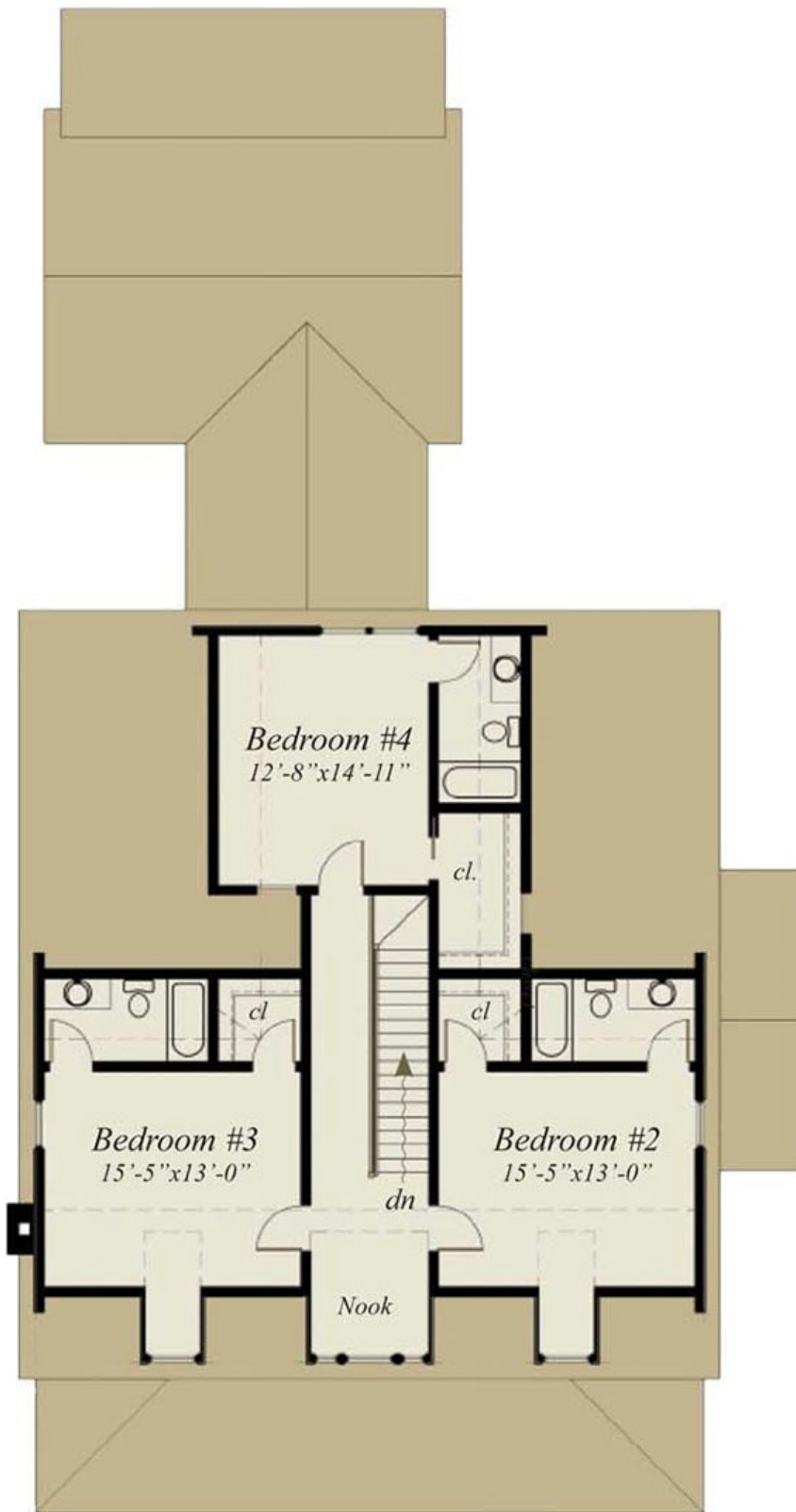
4 Bedrooms

4.5 Baths

2 Car Garage

15





DIMENSIONS:

Total Sq Ft: 3151

1st Floor: 2002

2nd Floor: 1149

Width: 45'

Depth: 88'

The Twynman

MUST HAVE CARRIAGE GARAGE OR BE ON 2 LOTS



PLAN DESCRIPTION:

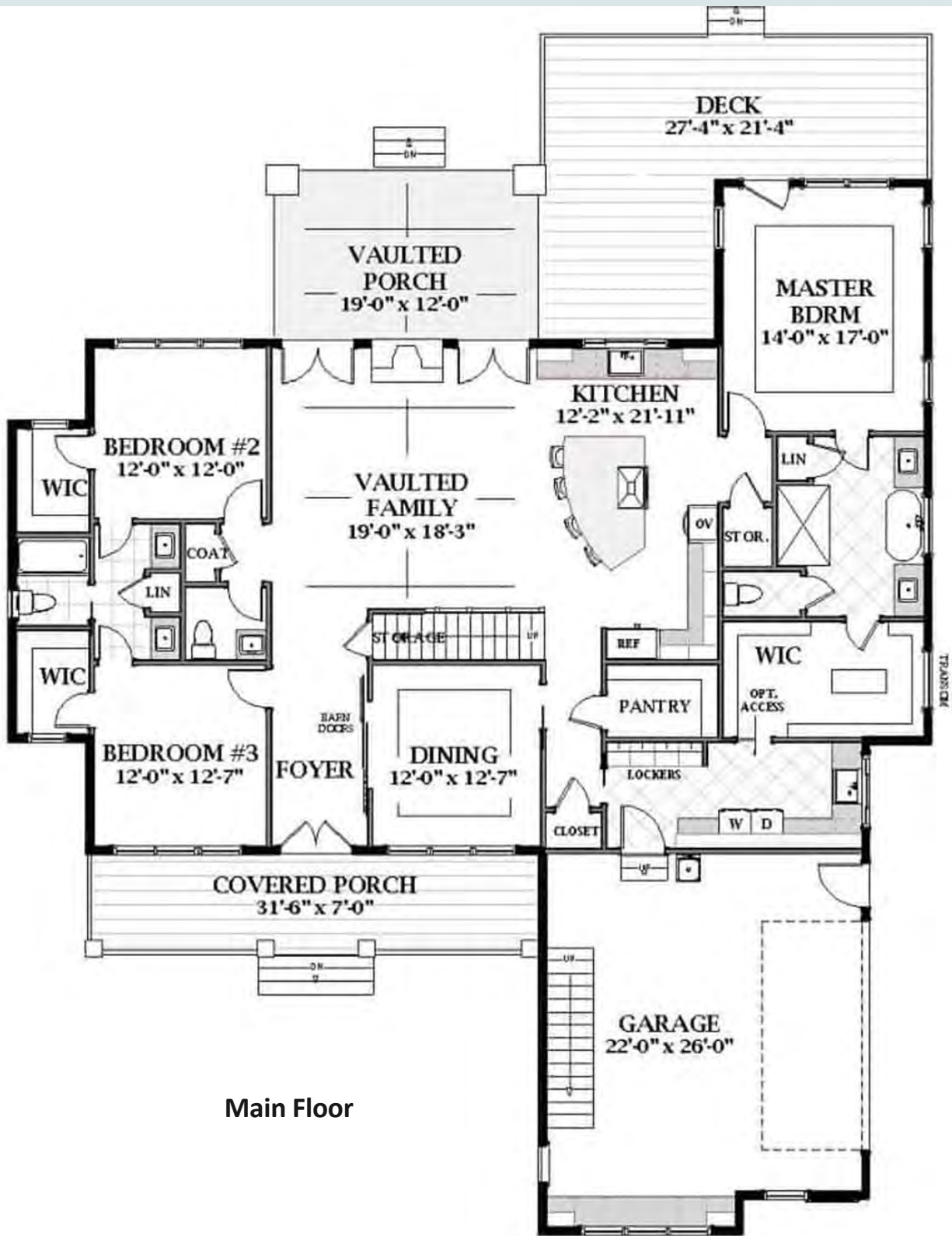
This Luxury Farmhouse style house has a handsome, contemporary-feeling design that boasts a vaulted open concept floor plan inside. It also features a great master bedroom suite with a tray ceiling and private access to the rear deck next to the covered rear porch for the couple to enjoy the view of the surroundings. The 2-story floor plan has 3163 square feet of heated-cooled living space and includes 4 bedrooms, 3 full bathrooms, and 1 half bath.

3163 SQ FT

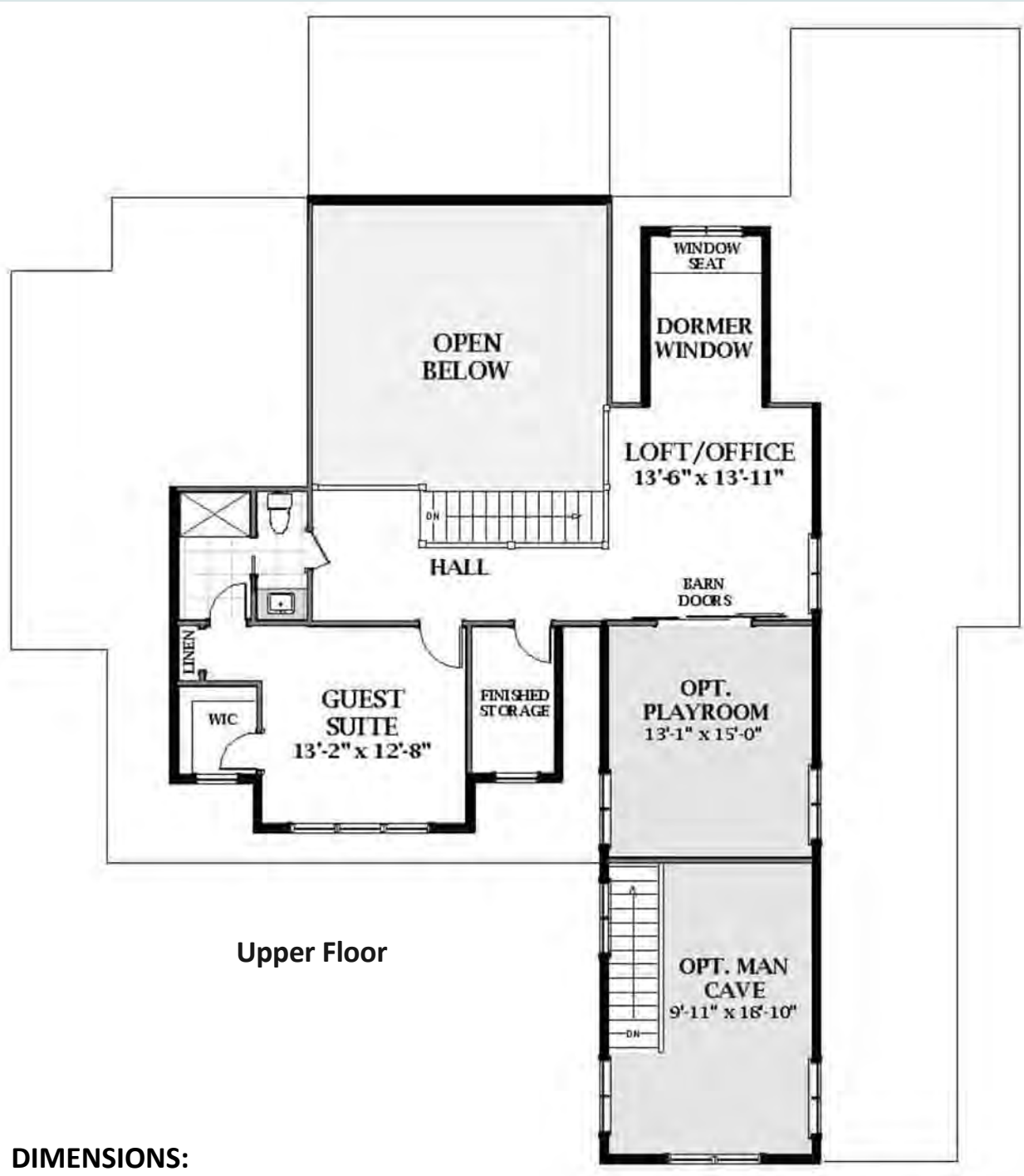
4 Bedrooms

3.5 Baths

3 Car Garage



Main Floor



Upper Floor

DIMENSIONS:

Total Sq Ft: 3163
 Main Floor: 2362
 Upper Floor: 801
 Width: 64'5"
 Depth: 83'9"

ROOF PITCH:
 12:12

CEILING HEIGHT:
 10' ABD 8'

The Rita

MUST BE ON 2 LOTS



PLAN DESCRIPTION:

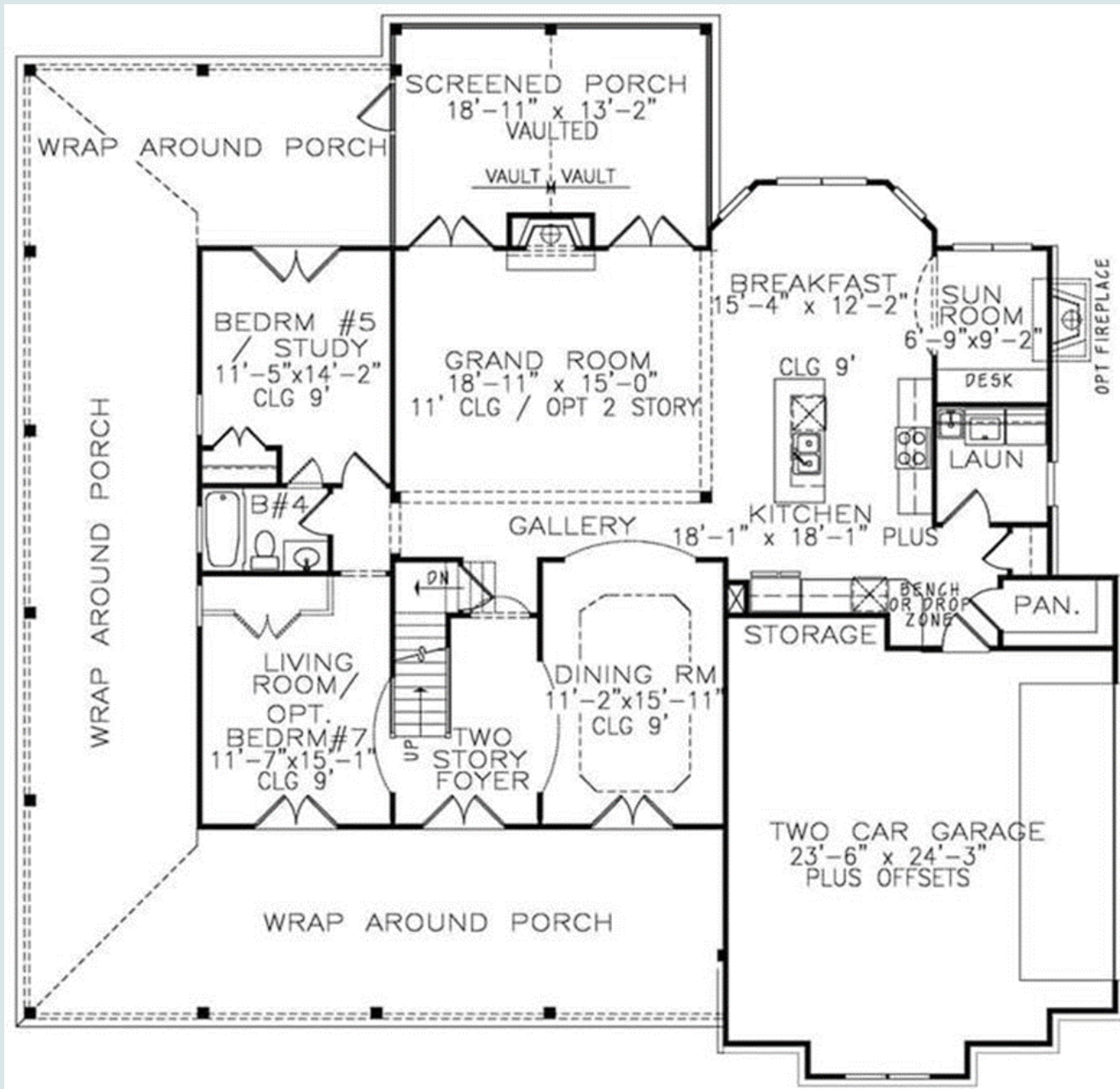
This stately Farmhouse style home with Contemporary characteristics has 3314 square feet of pure Heaven. The magnificent wrap around porch has all the Southern charm you could want. The two story foyer is a wonderful way to greet your guests. The home opens up to an open grand room/kitchen/breakfast area. The sun room off of the breakfast area has its own optional fireplace. This could be a cozy office area or library. The grand room leads to a vaulted screened porch to the back of the wrap around open porch. Upstairs is where the living quarter are. The master bedroom is so luxurious you may never want to leave. Three other bedrooms upstairs, each with its own walk-in closet is enough room for even the largest of families.

3314 SQ FT

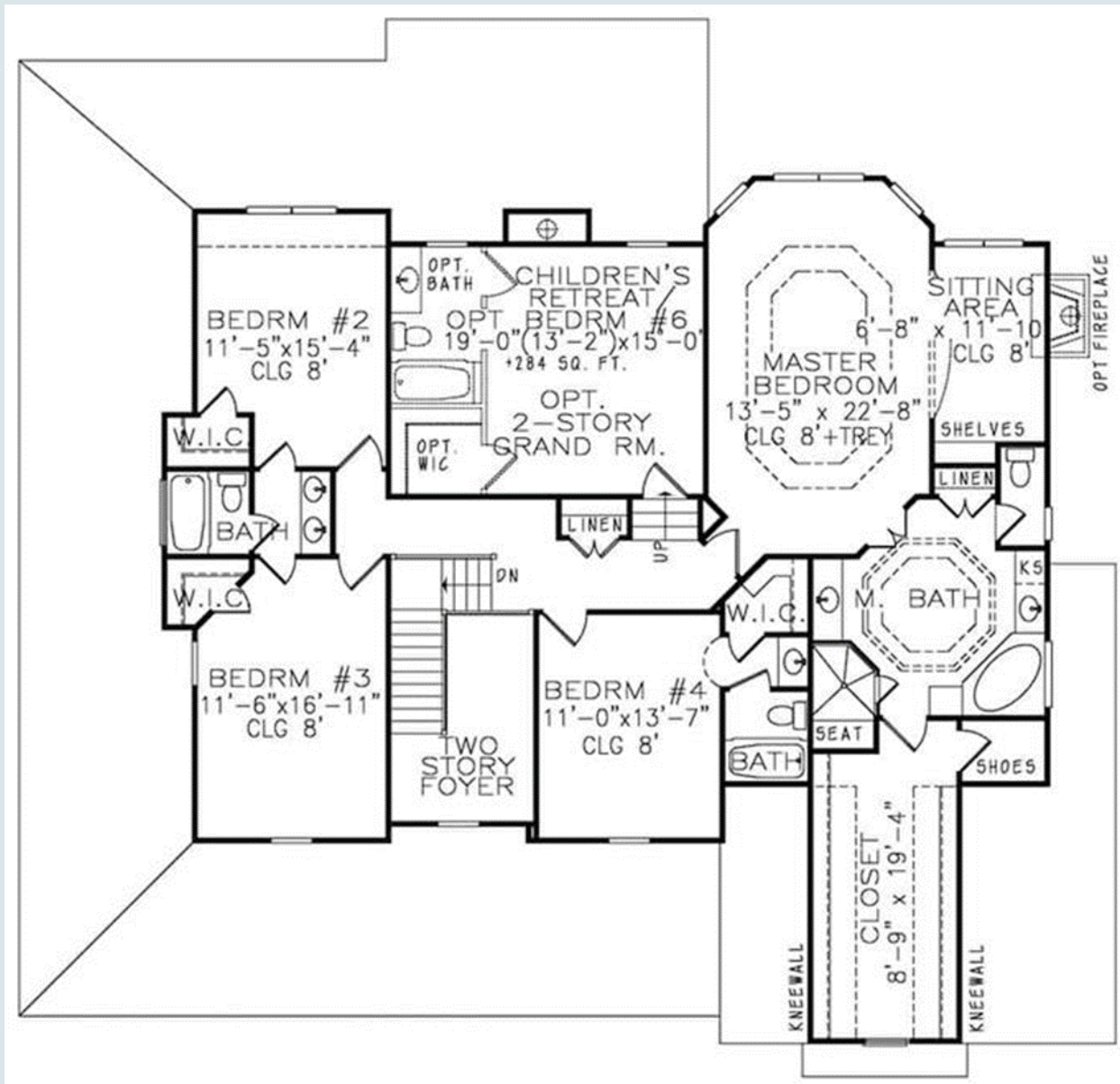
5 (optional 7) Bedrooms

4 Baths

2 Car Garage



Main Floor



Upper Floor

DIMENSIONS:

Total Sq Ft: 3314
 Main Floor: 1672
 Upper Floor: 1642
 Width: 64'4"

CEILING HEIGHT:

10' and 9'

The BreAnna



PLAN DESCRIPTION:

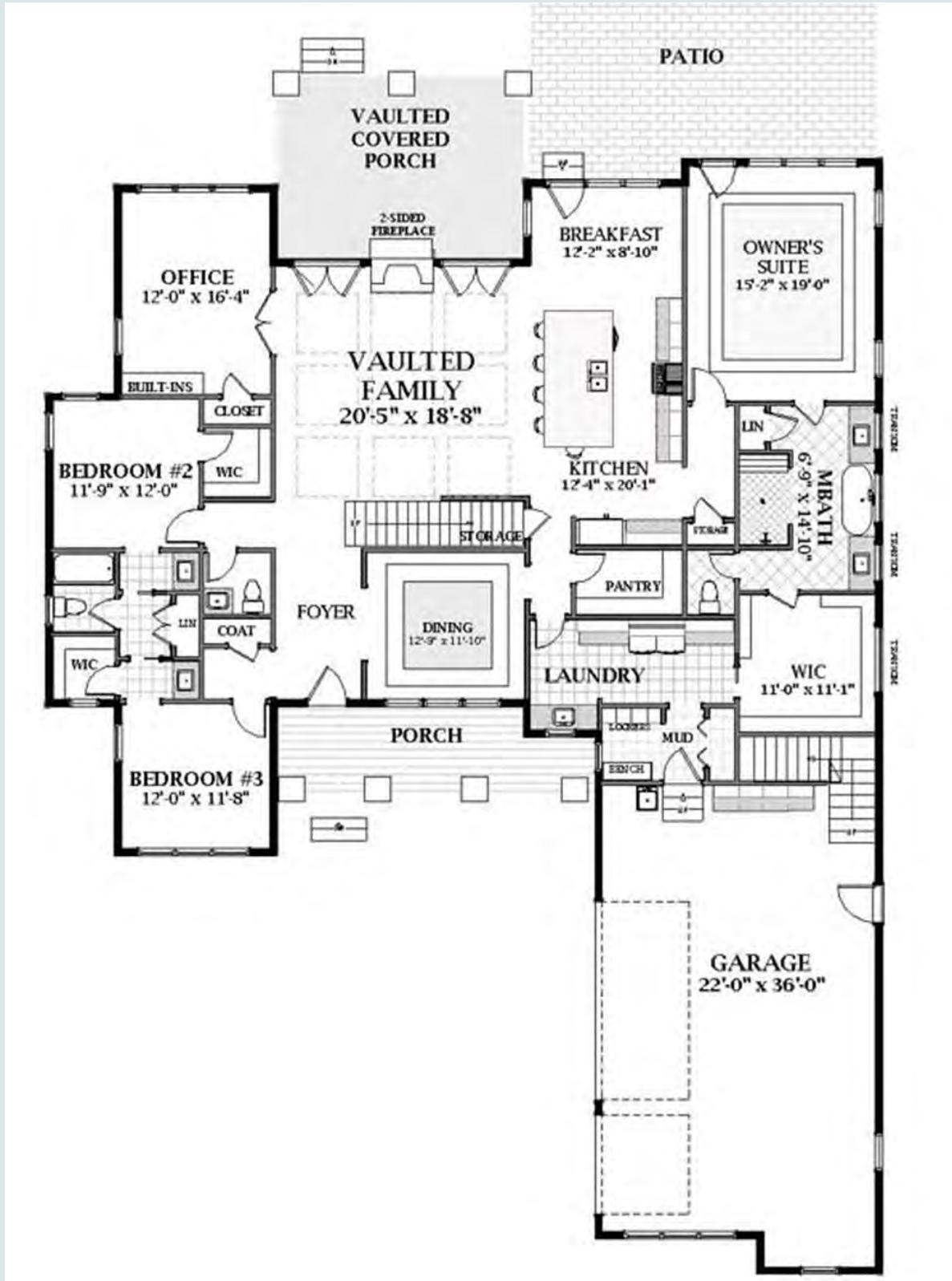
This amazing modern farmhouse is the ultimate in luxurious living. The inviting front porch welcomes you and is the first glimpse of the amazing details that await you. The foyer leads into the vaulted Great Room that has an unobstructed view of the kitchen that is perfect for those family gatherings. With a walk-in pantry, you always have enough space for your kitchen needs. The BreAnna also has a formal dining area for those times when elegance is the order of the evening. The spacious and grand master suite has a luxurious master bath with a walk-in closet that is the size of most secondary bedrooms. The huge laundry room has a separate mud room and has plenty of space for your work there. On the other side of the house are two bedrooms and an office. The two bedrooms share a Jack and Jill bathroom and have walk-in closets. The office could also be another bedroom. So many amenities!

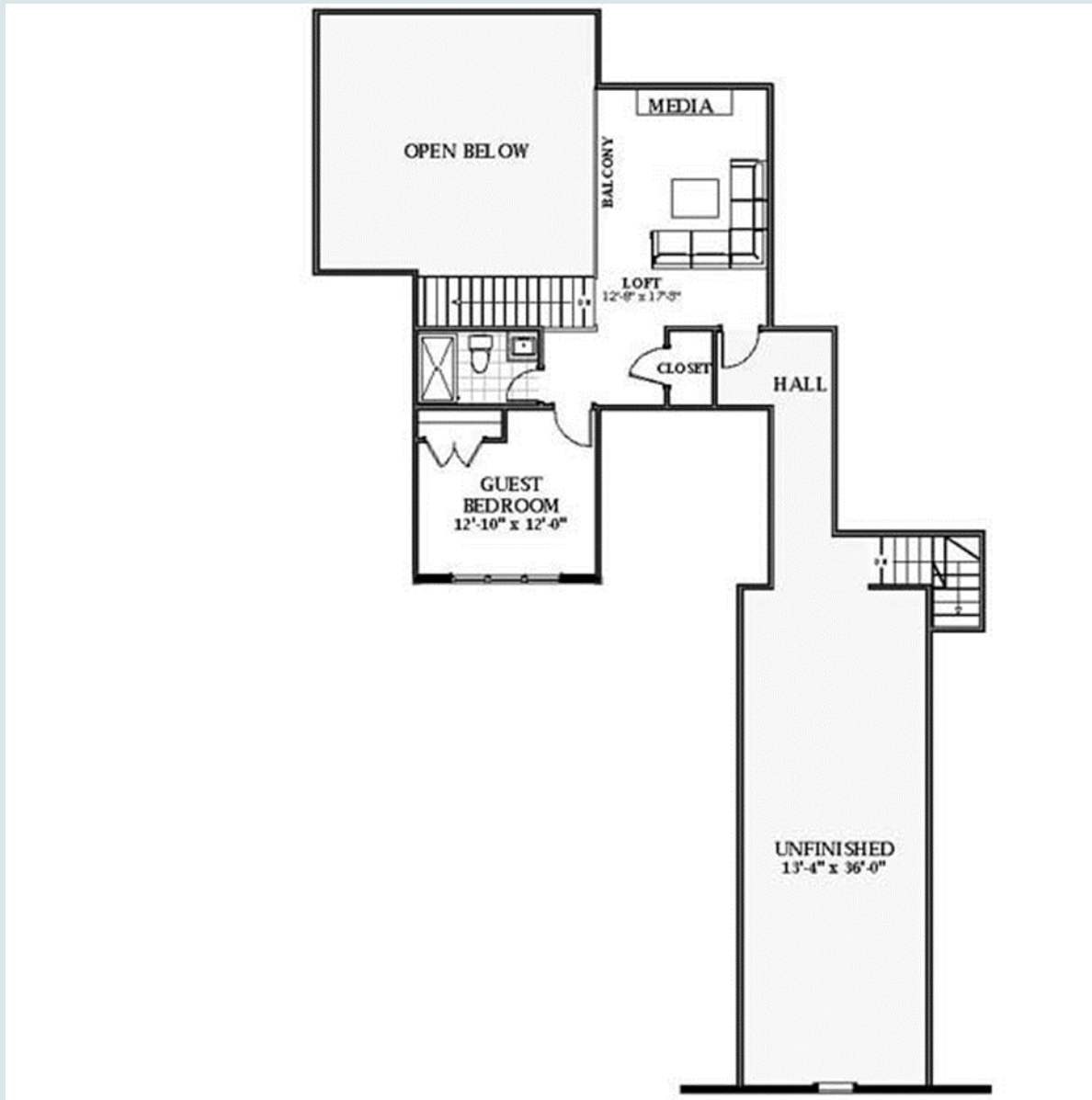
3475 Sq Ft

4 Bedrooms

3.5 Baths

3 Garages





DIMENSIONS:

Sq Ft: 3475
 Main Floor: 2925
 Upper Floor: 550
 Bonus Room: 815
 Stories: 2
 Garage stalls: 3
 Porches: 487

CEILING:

Ceiling height (main): 10'
 Ceiling height (upper): 9'

ROOF:

Roof pitch (primary): 12:12

AREA:

Width: 67'3"
 Depth: 89'9"
 Height: 34'4"