

# Final Cinderella Reminders!

**Dancers MUST arrive at dress rehearsal at 4pm**

## Schedule:

Thursday, January 22<sup>nd</sup>

4pm - Dancers arrive at the theater with hair and make-up already done. Please park at the civic center and enter through the side stage door. The front doors of the theatre will be locked.

**We will take roll, do hair and make-up checks, and warm up before rehearsal begins.**

5-8pm - Dress rehearsal (**Parents may watch from the audience but please do not post photos or videos of rehearsals on social media**)

Friday, January 23<sup>rd</sup>

8:30am - Dancers arrive with hair and make-up done (Flower Girls/Pre-Ballet excluded)

9:30am - School performance

11am - Lunch (Dancers will stay at the theatre during lunch break)

12:30pm - School performance

1:30pm - Cast Photo (Optional for Flower girls/Pre-Ballet)

-BREAK-

6pm - Dancers arrive with hair and make-up done

(Flower Girls/Pre-ballet may arrive at 7pm OR sit in the audience for ACTS 1 & 2)

7pm - Gala Performance

Saturday, January 24<sup>th</sup>

1:30pm - Dancers arrive with hair and make-up done





(Flower Girls/Pre-ballet may arrive at 2:30pm OR sit in the audience for ACTS 1 & 2)

2:30 pm - Matinee Performance

## Theatre Rules:

- We will have 2 designated backstage moms for levels 1 and older. Pre-Ballet and Ballet K moms may come to the **dressing rooms** to help your dancers with costumes.
- Dancers should always have on regular clothing or a cover up when they are in the audience or lobby, unless instructed to sell programs in costume, etc. Otherwise, **NO costumes** should be worn outside of the dressing rooms or stage area until the show is over.
- NO videos or photos of dress rehearsal should be posted on social media.
- NO eating or applying make-up in costumes.
- Costumes will be at the theatre. Please leave costumes hanging up at the side of the stage after the final show.
- Dancers should be on their best behavior while in the theatre. No running or horseplaying.
- Backstage moms will be responsible for making sure their class maintains proper theater etiquette.

**Hair and Make-Up info** 

LEVEL	HAIR	MAKE-UP
Pre-Ballet & Ballet K	-Slicked back ballet bun in line with the top of the ears (lower than the crown) with a hair net, bobby pins, hair spray 	-Pink blush -Pink lipstick -Black Mascara 
Level 1/2/3	-Low ballet bun at the nape of the neck, parted on the left with a hair net, bobby pins, hair spray 	-Powder -Pink Blush -Brown eyeshadows -Black eyeliner(top and bottom) -Black Mascara -Natural red lipstick - <b>Mice</b> will need a pink nose and 3 black whiskers (backstage moms can help with this if needed) 
Level 4/5	-Low ballet bun at the nape of the neck, parted on the left with a hair net, bobby pins, hair spray	-Foundation -Contour -Powder -Pink Blush -Brown eyeshadows -Black eyeliner(top and bottom with 1 wing) -False eyelashes -Black Mascara -Natural red lipstick -Diamond stud earrings

- NO nail polish
- NO glitter
- NO lotion
- NO jewelry of any kind (permanent jewelry must be covered with bandaides/skin toned medical tape)
- NO sock buns, donut buns, or bun makers of any kind
- Please make sure you have a nice new pair of pink tights and pink ballet shoes
- No undergarments should be worn other than tights and a nude leotard if needed