



Sprinter Price List October 2017

Mercedes-Benz
Vans. Born to run.





Welcome

Reliable, adaptable and more affordable than you might think.
The Mercedes-Benz Sprinter is the van that established a sector – and still dominates it.

Widely respected for outstanding driver comfort and unrivalled build quality, the Sprinter now boasts class-leading fuel economy and a wealth of unique Mercedes-Benz innovations.

Our aim is to help keep your business moving – and with the Sprinter, we're able to do just that. Available in seven variants, with a wide range of engines and options, wherever your business is going, there's a Sprinter to take you there. See for yourself over the following pages, where we've listed a comprehensive breakdown of the standard and optional equipment.

Contact your Mercedes-Benz Dealer to place an order.

The Sprinter adapts to your business needs.

With over 40,000 approved vehicle types, there's a Sprinter to suit your requirements. Find out for yourself by getting behind the wheel.

**Contact your local Dealer
to book a test drive.**

› List prices	5	Heating, ventilation and air conditioning	17
Sprinter panel van	5	Interior storage	17
Sprinter chassis cab	6	Keys	17
Sprinter crew cab	7	Lighting	18
Sprinter 4x4 panel van	7	Load securing	19
Sprinter 4x4 chassis cab	9	Mirrors	19
Sprinter 4x4 crew cab	9	Mud flaps	19
Sprinter Tourer	10	Paint	20
› Optional equipment packages	13	Parking	20
Comfort	13	Ply lining	20
Functional	13	Power take off	20
Safety	13	Reverse camera	20
› Optional equipment	14	Road speed limiters	20
Airbag	14	Roof	21
Alarm	14	Seating	22
Alternator	14	Steering wheel	22
Audio	14	Step, rear	22
Axle	14	Suspension	23
Battery	14	Tachograph	23
Bodywork	14	Towing equipment	24
Bulkhead	15	Trim	25
Doors	15	Tyres	25
Electronics	16	Wheels	25
Exhaust	16	Windows	26
Exterior	16	› Technical data	28
Fuel tank	16	› Fuel consumption and CO ₂ emissions	33
Gearbox	16	› Tyre Performance Characteristics	34
Grab handles	16		
Gross Vehicle Weight (GVW) uprate	16		



List prices – Sprinter panel van

Model/bodystyle	Short, standard roof		Medium, standard roof		Long, high roof		Extra-long, high roof	
	Standard	BlueEFFICIENCY	Standard	BlueEFFICIENCY	Standard	BlueEFFICIENCY	Standard	BlueEFFICIENCY
211CDI	£23,315	£23,945	£24,775	£25,405	-	-	-	-
214CDI	£23,725	£24,355	£25,185	£25,810	-	-	-	-
216CDI	£24,335	£24,965	£25,795	£26,425	-	-	-	-
311CDI	£27,510	£28,135	£28,970	£29,595	£30,780	£31,405	£31,450	£32,080
314CDI	£27,915	£28,545	£29,375	£30,005	£31,185	£31,815	£31,860	£32,485
316CDI	£28,530	£29,155	£29,990	£30,615	£31,800	£32,425	£32,470	£33,100
319CDI	£31,690	£31,960	£33,150	£33,420	£34,960	£35,230	£35,635	£35,905
414CDI	-	-	£35,240	£35,870	£37,050	£37,680	£37,725	£38,350
416CDI	-	-	£35,855	£36,480	£37,665	£38,290	£38,335	£38,965
514CDI	-	-	£35,755	£36,385	£37,565	£38,195	£38,240	£38,865
516CDI	-	-	£36,370	£36,995	£38,180	£38,805	£38,850	£39,480
519CDI	-	-	£39,530	£39,800	£41,340	£41,610	£42,015	£42,285

This document is for guidance only and must be used in conjunction with a configuration tool prior to final specification decisions and vehicle quotations being prepared and accepted. Changes to individual option availability and combinations may occur depending on vehicle specification choices and the continuing evolution and adaptation of our product range. These changes may not be immediately reflected in this document as they occur, but will be introduced at the next revision opportunity.

List prices – Sprinter chassis cab

Model/bodystyle	Short		Medium		Long	
	Standard	BlueEFFICIENCY	Standard	BlueEFFICIENCY	Standard	BlueEFFICIENCY
211CDI	£22,730	£23,360	£23,430	£24,055	-	-
214CDI	£23,140	£23,765	£23,835	£24,465	-	-
216CDI	£23,750	£24,380	£24,450	£25,075	-	-
311CDI	£27,220	£27,845	£27,915	£28,545	£28,615	£29,245
314CDI	£27,625	£28,255	£28,325	£28,955	£29,025	£29,650
316CDI	£28,240	£28,865	£28,935	£29,565	£29,635	£30,265
319CDI	£31,400	£31,670	£32,100	£32,370	£32,800	£30,070
514CDI	-	-	£34,720	£35,350	£35,420	£36,045
516CDI	-	-	£35,335	£35,960	£36,030	£36,660
519CDI	-	-	£38,495	£38,765	£39,195	£39,465

List prices – Sprinter crew cab

Model/bodystyle	Short		Medium		Long	
	Standard	BlueEFFICIENCY	Standard	BlueEFFICIENCY	Standard	BlueEFFICIENCY
311CDI	£29,390	£30,020	£30,090	£30,715	£30,790	£31,415
314CDI	£29,800	£30,425	£30,500	£31,125	£31,195	£31,825
316CDI	£30,410	£31,040	£31,110	£31,735	£31,810	£32,435
319CDI	£33,575	£33,845	£34,270	£34,540	£34,970	£35,240
514CDI	-	-	£36,895	£37,520	£37,590	£38,220
516CDI	-	-	£37,505	£38,135	£38,205	£38,830
519CDI	-	-	£40,665	£40,940	£41,365	£41,635

List prices – Sprinter 4x4 panel van

Model/bodystyle	Medium, standard roof		Long, high roof		Extra-long, high roof	
	Standard	BlueEFFICIENCY	Standard	BlueEFFICIENCY	Standard	BlueEFFICIENCY
314CDI	£35,230	-	£37,040	-	£37,715	-
316CDI	£35,845	-	£37,655	-	£38,325	-
319CDI	£39,005	-	£40,815	-	£41,490	-
514CDI	£41,610	-	£43,420	-	£44,095	-
516CDI	£42,225	-	£44,035	-	£44,705	-
519CDI	£45,385	-	£47,195	-	£47,870	-



List prices – 4x4 chassis cab

Model/bodystyle	Medium		Long	
	Standard	BlueEFFICIENCY	Standard	BlueEFFICIENCY
314CDI	£34,180	–	£34,880	–
316CDI	£34,790	–	£35,490	–
319CDI	£37,955	–	£38,655	–
514CDI	£40,575	–	£41,275	–
516CDI	£41,190	–	£41,885	–
519CDI	£44,350	–	£45,050	–

List prices – 4x4 crew cab

Model/bodystyle	Medium		Long	
	Standard	BlueEFFICIENCY	Standard	BlueEFFICIENCY
314CDI	£36,355	–	£37,050	–
316CDI	£36,965	–	£37,665	–
319CDI	£40,125	–	£40,825	–
514CDI	£42,750	–	£43,445	–
516CDI	£43,360	–	£44,060	–
519CDI	£46,520	–	£47,220	–

List prices – Sprinter Tourer

Tourer 7

Model/bodystyle	Short, standard roof		Medium, standard roof		Long, high roof	
	Standard	BlueEFFICIENCY	Standard	BlueEFFICIENCY	Standard	BlueEFFICIENCY
314CDI	-	£29,090	-	£30,550	-	£32,360
316CDI	-	£29,700	-	£31,160	-	£32,970

Tourer 9

Model/bodystyle	Short, standard roof		Medium, standard roof		Long, high roof	
	Standard	BlueEFFICIENCY	Standard	BlueEFFICIENCY	Standard	BlueEFFICIENCY
314CDI	-	-	-	£31,295	-	£33,105
316CDI	-	-	-	£31,905	-	£33,715

Tourer 14 and Tourer 17

Model/bodystyle	Short, standard roof		Tourer 14, Medium, high roof		Tourer 17, Long, high roof		Tourer 17, Extra-long, high roof	
	Standard	BlueEFFICIENCY	Standard	BlueEFFICIENCY	Standard	BlueEFFICIENCY	Standard	BlueEFFICIENCY
314CDI [514CDI]	-	-	£36,275	-	[£38,700]	-	[£40,300]	-
316CDI [516CDI]	-	-	£36,890	-	[£39,310]	-	[£40,910]	-
519CDI	-	-	-	-	£42,475	-	£44,075	-





Optional equipment

Category	Option	Notes	Option code	Van	Chassis Cab / Crewcab	Tourer 7/9	Tourer 14/17	List price, ex. VAT
Comfort	Comfort Package	Adjustable steering wheel for height and rake, interior mirror, auxiliary hot water heater, heated drivers' seat, heat insulated windscreen glass with filter band, light and rain sensor, fog lights and comfort drivers' seat with arm rest, and comfort head restraint. Note: pack on chassis does not include interior mirror.	Z2AC2N					
		For Van		○	-	-	-	£1,635.00
		For Chassis Cab / Crewcab		-	○	-	-	£875.00
		For Tourer		-	-	○	○	£1,475.00
	Comfort Pack Plus	Audio 15 radio, pre-wiring for navigation system, hinged lid for dashboard storage compartment, additional water auxiliary heater with remote control, Tempmatic air conditioning. OICW - Comfort Package.	Z0AF2N	○	-	-	○	£1,845.00
	Drivers Pack	Parktronic, electric heated and adjustable mirrors, hinged lid for storage compartment, Tempmatic air conditioning	Z2AC0N	○	-	○	○	£1,440.00
	Drivers Pack Chassis Cab	Electric heated and adjustable mirrors, hinged lid for storage compartment, Tempmatic air conditioning	Z2AC0N	-	○	-	-	£980.00
	Crew van Package	3-seat fixed backrest bench with windows. includes uprated front axle capacity A50	9-Z2AB8N					£1,665.00
Functional	Bus Package	Standard full height steel bulkhead omitted, omission of load area wood floor, net pockets in rear doors, removal of passenger seat and seat base, removal of sliding door, heater booster, full heat insulating glass, auxiliary heater, alternator 14V/180A speed limiter 62mph. Windows throughout passenger area.	Z0AE1N	○	-	-	-	£1,405.00
Safety	Active Safety Package <3.5t - Chassis Cab and Crewcab	Contains Collision Prevention Assist, Lane Keeping Assist and High Beam Assist. Includes tinted glass, light and rain sensor.	JP2	-	○	-	-	£1,030.00
		For over 3.5t excludes JW5 Lane Keeping Assist as this is already standard specification		-	○	-	-	£720.00
	Active Safety Package <3.5t - Panel Van	Contains Collision Prevention Assist, Blind Spot Assist, Lane Keeping Assist and High Beam Assist. Includes tinted glass, light and rain sensor, electrically heated and adjustable mirrors.	JP2	○	-	○	○	£1,570.00
		For over 3.5t excludes JW5 Lane Keeping Assist		○	-	○	○	£1,260.00
	Lane Tracking Package <3.5t	Contains Blind Spot Assist, Lane Keeping Assist and High Beam Assist. Includes tinted, light and rain sensor, electrically heated and adjustable mirrors.	JP4	○	-	○	○	£1,385.00
		For over 3.5t excludes JW5 Lane Keeping Assist as this is already standard specification		○	-	○	○	£1,075.00

Category	Description	Option code	Van	Chassis Cab / Crewcab	Tourer 7/9	Tourer 14/17	List price, ex. VAT
Airbag	Front passenger seat	SA6	○	○	○	●	£300.00
	Thorax bags (in seat backrest) for driver and front passenger. ONLY with single passenger seat.	SH7	○	○	○	○	£320.00
	Thorax bags (in seat backrest) for driver	SH6	○	○	○	○	£215.00
	Window bags in left and right door frames	SH9	○	○	○	○	£545.00
Alarm	Anti-theft alarm system with cab interior and load space monitoring and battery back-up siren. Note: Thatcham Category 1 approved (Approval number TCL1-115/0504)	FY1	○	○	○	○	£410.00
Alternator	Upated 14v/250a with generator management. ONLY available on BlueEFFICIENCY models	M60	○	○	○	–	£410.00
	Upated to 220A	M46	○	○	○	○	£430.00
Audio	Additional installation space for 1- DIN sized equipment in roof lining above windscreen	FF8	○	○	○	○	£60.00
	Audio 15 head unit with 5.8inch TFT colour display and Media Interface replaces standard Audio 10 unit	EN7	○	○	○	○	£130.00
	Pre-wiring for navigation unit. Becker Map Pilot portable navigation units can be ordered from Dealers as an accessory part. Note: requires EN7 Audio 15 upgrade.	EV6	○	○	○	○	£235.00
Axle	Alternative axle ratio to suit operational requirements. Please consult your Mercedes-Benz Dealer for guidance.	–	○	○	○	–	£60.00
	Upated front axle weight capacity. Note: increases front axle capacity by 150kg. Not available on 2-Series models. Standard with 4x4 driveline. May require additional suspension packs depending on variant. Please consult your Mercedes-Benz Dealer for guidance.	A50	○	○	–	○	£310.00
Battery	Additional high capacity long cycle life battery 100Ah and isolation relay mounted in dual seat base. Note: only in conjunction with dual passenger seat.	E28	○	○	–	–	£265.00
	Battery master switch	E30	○	○	○	●	£95.00
Bodywork	30 litre capacity lockable stowage box (1 per side) under dropside body. ONLY with factory fitted dropside bodywork PO2.	PZ7	–	○	–	–	£140.00
	Dropside body with full height headboard and ladder rack. For 2 and 3-Series models.	Z0AG3N	–	○	–	–	£2,050.00
	Dropside body with full height headboard and ladder rack. For 5-Series models.	Z0AG3N	–	○	–	–	£2,515.00
	Low height ladder rack at rear of dropside body	PZ8	–	○	–	–	£235.00

Category	Description	Option code	Van	Chassis Cab / Crewcab	Tourer 7/9	Tourer 14/17	List price, ex. VAT
Bulkhead	Full height bulkhead with sliding door in centre for walk-through functionality. ONLY in conjunction with high roof D03. Includes single folding front passenger seat S20.	D64+S20	○	–	–	–	£ 915.00
	Full height composite bulkhead mounted at C-pillar behind second seat row. ONLY in conjunction with crew van seating package and high roof D03. Note: D56 is only available in conjunction with factory ply lining, in plastic or wood (VA2/VA3), cable ducts (V94) and under roof panelling (V36).	D56	○	–	–	–	£ 1,388.00
	Full height steel bulkhead with fixed window in lieu of standard solid bulkhead	D51	○	–	–	–	£ 80.00
	Standard full height steel bulkhead omitted to be replaced by a fully trimmed B pillar. Note: does not allow retrofitment of a bulkhead.	D93	○	–	–	–	£0.00
	Standard full height steel bulkhead omitted to be replaced by partially trimmed B pillar. Note: allows retrofitment of a bulkhead if required.	D62	○	–	–	–	£0.00
Doors	'Electric closing assist' for side loading door on left side. Note: assists final stage of door closing only - door is not electrically operated. Will require side loading door to be specified for window vans. Type Approved for commercial vehicle use.	T51	○	–	–	–	£240.00
	'Electric closing assist' for side loading door on right side. Note: assists final stage of door closing only - door is not electrically operated. Only with optional right hand side load door T16. Type Approved for commercial vehicle use.	T50	○	–	–	–	£240.00
	Electrically operated side loading door on left side. NOT with intermediate detent T12 or Electric closing assist T51. Note: will require left side loading door T19 to be specified for window vans. Type Approved for commercial vehicle use. Note: Includes FY7 - 3 button remote control key.	T56	○	–	○	–	£665.00
	Electrically operated side loading door on right side. ONLY with optional right hand side load door T16. NOT with intermediate detent T12 or Electric closing assist T51. Type Approved for commercial vehicle use.	T55	○	–	–	–	£645.00
	'Keyless entry and slide' side loading door. ONLY with electrically operated side loading door left side T56 and uprated battery ED4. Type Approved for commercial vehicle use.	FY9	○	–	–	–	£975.00
	Rear doors open to 180 degrees (In lieu of standard 270° opening). Note: standard on Short van models.	W54	○	–	●	●	£0.00
	Sliding side load door on left side.	T19	●	–	●	●	£0.00
	Sliding side load door on right side.	T16	○	–	–	–	£535.00
	Standard sliding side load door on left omitted.	T93	○	–	–	–	£0.00
	Uprated sliding side load door for specialist bodywork. Note: particularly recommended for vehicles with refrigerated body work.	T09	○	–	–	–	£105.00

Category	Description	Option code	Van	Chassis Cab / Crewcab	Tourer 7/9	Tourer 14/17	List price, ex. VAT
Electronics	Auxiliary power socket in D pillar. Permanent live supply 12V / 15A / 180W	ES2	○	–	●	○	£45.00
	Electrical accessory socket in cab on driver's seat base. Permanent live supply 12V / 15A / 180W	E46	○	○	○	○	£40.00
	Paramitizable Special Module (PSM) interface module for vehicle CAN bus. Note: pre-wiring for PSM retrofit is fitted to all Sprinter models as standard.	ED5	○	○	○	○	£265.00
Exhaust	Tailpipe exits at rear of vehicle (in lieu of standard tailpipe exit beneath vehicle).	K60	○	○	●	○	£105.00
Exterior	Chrome-trimmed radiator grille	FK3	○	○	○	○	£100.00
Fuel tank	100 litres. NOT possible on Short length. Standard for 4x4 variants.	KB0	○	○	○	○	£230.00
	Lockable AdBlue Filler Cap. Note: BlueTEC models only.	K53	○	○	○	○	£15.00
Gearbox	Automatic transmission, 5-speed, with torque converter. Only available for 4x4 models.	G40	○	○	–	–	£1,045.00
	7G-TRONIC PLUS automatic transmission, 7-speed, with torque converter	G42	○	○	○	○	£1,430.00
Grab handles	Grab handle for entrance	T74	○	–	–	○	£31.00
	Grab handles for driver's and co-driver's side	T75	○	○	○	–	£59.00
Gross Vehicle Weight (GVW) uprate	Weight variant - derating of GVW to 3.5t. Note: for 5-Series models only. Tachograph remains in vehicle and maximum speed limit active unless vehicle specification amended.	X16	○	○	–	–	£0.00
	Weight variant - derating of GVW to 4.25t. Note: for 5-Series models only. Tachograph remains in vehicle and maximum speed limit active unless vehicle specification amended.	XG5	○	○	–	○	£0.00
	Weight variant - uprating of GVW to 3.88t. Note: for 3-Series models only (excluding 95hp versions). Includes uprated front axle. Does not include tachograph or maximum speed limit activation. Not for 4x4.	XL8	○	○	–	–	£1,045.00
	Weight variant - uprating of GVW to 5.5t. Note: for 5-Series models only (excluding 95hp versions). Includes uprated front axle. Not for 4x4. Further buildability restrictions apply for this option. See PI-277, in its most recent version, for more information.	XL4	○	○	–	–	Up to £1,450.00

Category	Description	Option code	Van	Chassis Cab / Crewcab	Tourer 7/9	Tourer 14/17	List price, ex. VAT
Heating, ventilation and air conditioning	Additional heat exchanger in left front of load/passenger compartment. Note: only in conjunction with heater booster HZ9 + air conditioning HH9 + deletion of left side load door T93.	H13	○	–	–	–	£525.00
	Air supply duct to rear compartment in centre of floor in line with B pillar. NOT in conjunction with bulkhead or dual passenger seat.	H00	○	–	●	–	£50.00
	Air conditioning system. Note: includes uprated 180A alternator M49, pollen filter, outside temperature gauge and automatic heater control.	HH9	○	○	○	○	£940.00
	Heater booster. Note: recommended for applications where no bulkhead is fitted and the whole vehicle will require heating using the standard heater system. Only with uprated alternator M46/M49.	HZ9	○	○	○	●	£455.00
	Auxiliary hot water heater with timer	H12	○	○	○	○	£585.00
	Electric auxiliary heater booster elements in cab vents to reduce screen defrosting time. ONLY with uprated alternator M46/M49/M40/M46.	HH2	○	○	●	●	£170.00
	Pollen filter. Standard with air conditioning	H81	○	○	○	○	£70.00
	Pre-installation of additional heat exchanger. Note: only in conjunction with heater booster HZ9 + deletion of left side load door T93.	H88	○	–	–	–	£165.00
	Rear air conditioning system mounted in roof area. ONLY in conjunction with cab air-conditioning system HH9, roof lining V36 (standard on Tourer) and uprated battery ED4. Note: increases vehicle overall exterior height by ca. 180mm due to roof mounted fan housing. Roof fan housing is coloured grey and is not finish painted to match vehicle. System can only cool rear of vehicle and has no heating functionality. Not TL14.	HH7	○	–	○	○	£1,190.00
	Remote control for H12 auxiliary hot water heater	HY1	○	○	○	○	£235.00
Interior storage	Hinged cover for dashboard central stowage recess	FJ1	○	○	○	○	£50.00
Keys	Additional 2 vehicle keys complete with remote fobs (making 4 in total)	FZ9	○	○	○	○	£100.00
	Three-button remote control key	FY7	○	○	○	○	£22.00

Category	Description	Option code	Van	Chassis Cab / Crewcab	Tourer 7/9	Tourer 14/17	List price, ex. VAT
Lighting	Additional high level roof mounted direction indicators at rear. Note: recommended particularly for passenger carrying vehicles, and those towing trailers.	LB3	○	–	○	○	£105.00
	Bi-Xenon headlamps with cornering function. ONLY with headlamp wash F46. Does not include fog lights. Not available for 4x4 models registered in the United Kingdom.	LG1	○	○	○	○	£840.00
	Front fog lamps with cornering function mounted in bumper	L13	○	○	○	○	£190.00
	Front fog lamps for xenon headlights	L16	○	○	○	○	£100.00
	High beam assist with cornering function. Includes light and rain sensor (JA5).	LA1	○	○	○	○	£255.00
	Illuminated exit lights in lower part of front doors and sliding side door step areas	LB9	○	–	○	●	£65.00
	Indicator lamps located on front wing (standard indicator lamp in door rear view mirrors deleted)	L44	○	○	○	○	£85.00
	Light and rain sensor. ONLY with tinted glass H21	JA5	○	○	○	○	£160.00
	Load space lamps controlled by automatic motion sensor	L71	○	–	–	–	£80.00
	Rear lamp wiring extended by 2 metres	L76	–	○	–	–	£70.00

Category	Description	Option code	Van	Chassis Cab / Crewcab	Tourer 7/9	Tourer 14/17	List price, ex. VAT
Load-securing	Load-securing rails (2) fitted to floor along length of vehicle. Note: compatible cargo straps available from the Mercedes-Benz Accessory range.						
	For Extra-long panel van	VV2	○	-	-	-	£250.00
	For Long panel van	VV2	○	-	-	-	£220.00
	For Medium panel van	VV2	○	-	-	-	£190.00
	For Short panel van	VV2	○	-	-	-	£170.00
	Load-securing rails fitted at roof height inside load space. Note: compatible cargo straps available from the Mercedes-Benz Accessory range.						
	For Extra-long panel van	VC4	○	-	-	-	£250.00
	For Long panel van	VC4	○	-	-	-	£220.00
	For Medium panel van	VC4	○	-	-	-	£190.00
	For Short panel van	VC4	○	-	-	-	£170.00
	Load -securing rails fitted at waist height inside load space. Note: compatible cargo straps available from the Mercedes-Benz Accessory range. Rail not fitted to side load door.						
	For Extra-long Van	V42	○	-	-	-	£250.00
	For Long Van	V42	○	-	-	-	£220.00
	For Medium Van	V42	○	-	-	-	£190.00
	For Short Van	V42	○	-	-	-	£170.00
Mirrors	Direction indicators deleted from mirror head and relocated to front wing	FU5	○	○	○	○	£85.00
	Electrically heated and adjusted door mirror lenses. Note: separate wide angle lenses are heated but manually adjusted.	F68	○	○	○	○	£160.00
	Interior rear view mirror	F61	○	●	●	●	£40.00
	Substitution of standard chassis wide mirror arms by extended version	FS2	-	○	-	-	£0.00
	Substitution of wide mirror arms by standard van version	(FS1)	-	○	-	-	£0.00
Mud flaps	Mud flaps, front	P47	○	○	○	○	£50.00
	Mud flaps, rear	P48	○	-	○	○	£50.00
	Outside air temperature display	J65	○	○	○	○	£125.00

Category	Description	Option code	Van	Chassis Cab / Crewcab	Tourer 7/9	Tourer 14/17	List price, ex. VAT
Paint	Optional colours solid or metallic finish.						
	For chassis cab	MBxxxx	-	○	-	-	£540.00
	For panel van	MBxxxx	○	-	○	○	£645.00
Parking	Parking sensors - Parktronic system. INCLUDES electrically adjustable door mirrors F68. Monitor lamps for rear distance incorporated in door mirror lenses.	EZ8	○	-	○	○	£705.00
Ply lining	Ply lining, half height 3mm fibreboard in load area. Note: wheelboxes are not lined.	V25	○	-	-	-	£155.00
Power Take Off	Engine driven facility for additional alternator from front crankshaft pulley. Note: includes bracket for additional alternator, but not drive belt or tensioning pulley. For diesel models only. For detail of drive method please consult your Mercedes-Benz Dealer. On V6 engine a longer version of the existing Poly-V belt is used to drive the PTO.	N62	○	○	○	○	£265.00
	Engine driven facility for refrigerant compressor from front crankshaft pulley. Note: includes bracket for refrigerant compressor but not drive belt or tensioning pulley. For CDI models only. For detail of drive method please consult your Mercedes-Benz Dealer. On V6 engine a longer version of the existing Poly-V belt is used to drive the PTO.	N63	○	○	○	○	£265.00
	Engine speed governor. Note: for applications requiring constant speed PTO operation above engine idle speed. ONLY with PSM module ED5. For diesel models only.	M53	○	○	○	○	£190.00
	Engine speed governor. Note: for applications requiring variable speed PTO operation above engine idle speed. ONLY With PSM module ED5. For diesel models only.	MT4	○	○	○	○	£235.00
	PTO-gearbox driven close coupled. ONLY for diesel models and manual transmission. Not available on 4x4 models.	N05	○	○	○	○	£865.00
	PTO-gearbox driven flange output. ONLY for diesel models and manual transmission. Not available on 4x4 models.	N07	○	○	○	○	£975.00
	PTO-gearbox - Interlock to prevent vehicle driving with PTO engaged. ONLY with PTO N05 or N07.	N80	○	○	○	○	£105.00
	PTO - preparation for retrofitment of transmission oil cooler for high PTO power output applications. ONLY with gearbox PTO N05/N07.	GK4	○	○	○	○	£175.00
Reverse camera	Complete installation of reverse camera. Utilises screen of radio head unit for image display. Requires EN7 Audio 15.	FR8	○	-	○	○	£425.00
	Preparation for reverse camera - preparation for fitment of reverse camera. Utilises screen of radio head unit for image display. Note: for van models consists of wiring to rear of vehicle and control unit for camera in seat base. For chassis cab consists of control unit for camera in seat base. Requires EN7 Audio 15.	FR7	○	○	○	○	£85.00
Road speed limiters	Maximum road speed set to 62mph (100km/h). Legal requirement for Minibus (M2) vehicles. Note: requires initial UK legal calibration at additional cost.	MD5	○	○	○	●	£65.00
	Maximum road speed set to 75mph (120km/h)	MD3	○	○	○	-	£65.00
	Maximum road speed set to 56mph (90km/h). Legal requirement for goods vehicles >3.5t GVW (N2). Note: Requires initial UK legal calibration at additional cost.	MD4	○/●	○/●	○/●	○/●	£65.00

Category	Description	Option code	Van	Chassis Cab / Crewcab	Tourer 7/9	Tourer 14/17	List price, ex. VAT
Roof	Full length interior roof trim. NOT with super-high roof.	V36	○	–	●	–	£515.00
	Low profile longitudinal mounting channels for roof accessories. NOT with super-high roof.	D13	○	–	○	○	£160.00
	Shelf above cabin accessed from load space. ONLY with high roof D03. Standard with super-high roof.	FF4	○	–	–	–	£140.00
High Roof	Note: standard specification for Long and Extra-long models.	D03	○	–	○	●	£1,150.00
Super High Roof	Includes shelf FF4 above cabin accessed from load space. Not available on passenger vehicles.						
	Medium panel van – painted in vehicle colour	D06	○	–	–	–	£3,140.00
	Long/Extra-long panel van – painted in vehicle colour	D06	○	–	–	–	£1,990.00
	Medium panel van – painted in MB 9147 arctic white	D05	○	–	–	–	£2,610.00
	Long/Extra-long panel van – painted in MB 9147 arctic white	D05	○	–	–	–	£1,460.00

Category	Description	Option code	Van	Chassis Cab / Crewcab	Tourer 7/9	Tourer 14/17	List price, ex. VAT
Seating	Armrest on inside of driver's seat	S22	○	○	○	○	£45.00
	Armrest on inside of front passenger seat. NOT with dual passenger seat.	S25	○	○	○	○	£40.00
	Comfort driver seat. Note: does not include armrest. Includes lumbar support.	SB1	○	○	○	○	£100.00
	Comfort single front passenger seat. Note: does not include armrest. Includes lumbar support.	SB2	○	○	○	○	£100.00
	Comfort headrest for driver seat. Note: height and angle adjustable.	SK0	○	○	●	○	£55.00
	Comfort headrest for front passenger seat. Note: height and angle adjustable.	SK1	○	○	●	○	£55.00
	High Comfort Suspension driver seat. Note: does not include armrest. Includes lumbar support.	SB3	○	○	○	○	£365.00
	High Comfort Suspension single front passenger seat. Note: does not include armrest. Includes lumbar support.	SB4	○	○	-	○	£365.00
	Twin Co-driver seat. Note: Chassis Crewcab has single front passenger seat as standard.	S23	●	●	-	-	£275.00
	Heated driver seat	H16	○	○	○	○	£145.00
	Heated co-driver seat. ONLY with single passenger seat.	H15	○	○	○	○	£145.00
	High visibility orange seat belts, driver and co-driver. NOT possible with dual passenger seat (S23)	S62	○	○	○	○	£ 30.00
	Deletion of co-driver seat, seatbox and seatbelt system	S91, S99, SW1	○	○	○	-	£ 0.00
	Deletion of co-driver seat. Note: seatbox remains in vehicle unless deleted (S99).	S91	○	○	○	-	£ 0.00
	Deletion of rear seat bench (chassis crewcab)	S92	-	○	-	-	-£95.00
	Seat Upholstery, black artificial leather	VU9	○	○	○	-	£60.00 -£105.00 depending on variant
	Single co-driver seat	S04	○	○	●	●	£0.00 (£105 for Window van)
Steering wheel	Adjustable Steering Wheel	CL1	○	○	○	○	£85.00
	Leather Steering Wheel	CL3	○	○	○	○	£145.00
Step, rear	Full width rear step. Note: standard equipment on window van. NOT possible in conjunction with factory fitted towbars other than Q22.	W73	○	-	○	○	£110.00
	Steel step fitted to right side of factory fitted towbar	QA9	○	-	○	○	£95.00

Category	Description	Option code	Van	Chassis Cab / Crewcab	Tourer 7/9	Tourer 14/17	List price, ex. VAT
Suspension	Various suspension packages are available, depending on application and variant. Please see PI-267, in its most current version, for further information						
	Anti-roll High Stability Package. For vehicles with a high centre of gravity. Not available for 2-Series models or 4x4 models.	CF5	-	○	-	-	
	Deletion of vehicle lowering (C15). Optional for applications requiring greater ground clearance (+30mm)	CW2	○	●	○	●	
Tachograph	Omission of Tachograph. Omitted from models where fitted as standard specification.	J92	○	○	-	-	£0.00
	Preparation for Tachograph. Preparation includes speed sensor, wiring and instrument cluster for models where tachograph not fitted as standard. ONLY with uprated battery ED4.	JV6	○	○	○	-	£225.00
	Tachograph - with digital download facility for models where tachograph not fitted as standard equipment. ONLY with uprated battery ED4. Tachograph manufacturer: Continental VDO. Requires initial UK legal calibration at additional cost.	JD2	○	○	○	○	£650.00
	Tachograph - with digital download facility for models where tachograph not fitted as standard equipment. ONLY with uprated battery ED4. Tachograph manufacturer: Stoneridge. Requires initial UK legal calibration at additional cost. Standard on 4 and 5-Series.	JD4	○/●	○/●	○	●	£650.00

Category	Description	Option code	Van	Chassis Cab / Crewcab	Tourer 7/9	Tourer 14/17	List price, ex. VAT
Towing equipment	Preparation for 3.5t capacity towing for 3.5t vehicles. Includes electrical wiring as per E43. Note: for 3-Series models at 3.5t GVW only. Not possible for 95hp engine. Offers maximum trailer weight of 3.5t and GTW of 7,000kg. Does not include tachograph - for commercial use a tachograph may be legally required when towing equipment is fitted. Please check with the relevant authority.	QA3	○	○	○	-	£355.00
	2.8t capacity towing cross member with fixed towball for increased trailer weight and single 13-pin trailer electrical socket. Note: for 3-Series models at 3.5t GVW only. Not possible for 95hp engine. Offers maximum trailer weight of 2.8t and GTW of 6300kg. Does not include tachograph - for commercial use a tachograph may be legally required when towing equipment is fitted. Please check with the relevant authority. Note: 5-Series in conjunction with XP6 GTW 8000kg.	QA8	○	○	○	-	£535.00
	2t capacity towing cross member with fixed towball and single 13-pin trailer electrical socket. Note: for maximum trailer weight of 2.0t. Does not include tachograph - for commercial use a tachograph may be legally required when towing equipment is fitted. Please check with the relevant authority.	Q22	○	○	○	○	£315.00
	2t capacity towing cross member with quick release removable towball and single 13-pin electrical socket. Note: for maximum trailer weight of 2.0t. Does not include tachograph - for commercial use a tachograph may be legally required when towing equipment is fitted. Please check with the relevant authority.	Q50	○	○	○	○	£360.00
	3.5t capacity towing cross member with fixed towball for increased trailer weight and single 13-pin trailer electrical socket. Note: for 3-Series models at 3.5t GVW only. Only available with 163hp or 190hp engine. Offers maximum trailer weight of 3.5t and GTW of 7000kg. Does not include tachograph - for commercial use a tachograph may be legally required when towing equipment is fitted. Please check with the relevant authority. Note: 5-Series in conjunction with XP6 GTW 8000kg.	QA7	○	○	-	-	£595.00
	3t capacity towing cross member with fixed towball for increased trailer weight and single 13-pin trailer electrical socket. Note: for 5-Series models at 5t GVW only. Only available with 190hp engine. Offers maximum trailer weight of 3t and GTW of 8000kg.	XP6	○	○	-	-	£55.00
	Electrical wiring to rear of vehicle with 13-pin single trailer electrical socket. Note: does not include tachograph - for commercial use a tachograph may be legally required when towing equipment is fitted. Please check with the relevant authority. Option features trailer electrical module, wiring and trailer socket only and does not include towbar and towball.	E43	○	○	○	○	£130.00
	Preparation for increased towing capacity for maximum trailer weight of 2.8t. Note: only available for 3-Series models at 3.5t GVW. Not possible with 95hp engine. Will provide a Gross Train Weight (GTW) of 6.3t. Includes pre-wiring for installation of trailer electrical socket (optionally 13-pin trailer electrical socket E43 can be added at additional cost). Does not include towbar. A separate trailer control module, trailer socket connector and workshop activity to parameterise the vehicle instrument cluster will be required to activate trailer electrics costs for which are not included in the option price. Does not include tachograph - for commercial use a tachograph may be legally required when towing equipment is fitted. Please check with the relevant authority.	QA5	○	○	-	-	£145.00
	Towing cross member without towball. Includes single 13-pin trailer electrical socket. Note: for maximum trailer weight of 2.0t. Does not include tachograph - for commercial use a tachograph may be legally required when towing equipment is fitted. Please check with the relevant authority.	Q10	○	○	○	○	£220.00

Category	Description	Option code	Van	Chassis Cab / Crewcab	Tourer 7/9	Tourer 14/17	List price, ex. VAT
Trim	Half height grey cloth trim in rear of vehicle (includes ashtrays). Note: intended for use where the vehicle will be modified to carry passengers in the rear. ONLY possible with roof headlining V36.	V21	○	–	○	–	£365.00
	Half height grey vinyl trim in rear of vehicle. Note: intended for use where the vehicle will be modified to carry passengers in the rear.	VA1	○	–	●	●	£365.00
	Moulded trim surround for window apertures inside rear of vehicle. Note: intended for use where the vehicle will be modified to carry passengers in the rear. ONLY possible with roof headlining V36 and side panel trim V21/VA1.	V31	○	–	○	○	£455.00
Tyres	Tyre size 195/75 R16. Note: only for 5-Series models and not in conjunction with uprated front axle capacity (A50).	RH1	○	○	–	○	£0.00
	Fitment of Continental tyre choice. Subject to availability at time of order.	RF1	○	○	○	○	£70.00
	Fitment of Goodyear tyre choice. Subject to availability at time of order.	RF9	○	○	○	○	£70.00
	Fitment of Michelin tyre choice. Note: for 2-Series models only possible with 235/65R16 tyres and 5-Series models only possible with 195/75R16 tyres. Subject to availability at time of order.	RF8	○	○	○	○	£70.00
	Winter M+S (Mud + Slush) tyres. Classification: Winter. Standard for 4x4 models.	RM1	○	○	○	○	£185.00
	Tyre Pressure Monitoring System (TPMS). Note: only for 2 and 3-Series models or models where it is legally required.	RY2	○	○	●	–	£235.00
Wheels	Alloy wheels 6.5j x 16 six spoke design with 235/65 R16 tyres. Note: for 2 and 3-Series models only. Steel spare wheel supplied.	RL5	○	○	○	–	£610.00
	Alloy wheels 6.5j x 17 seven spoke design with 235/60 R17 tyres. Note: for 2 and 3-Series models only. Steel spare wheel supplied with 235/65R16 tyre. Not for 4x4.	RL7	○	○	–	–	£675.00
	Full size wheel trims. Note: wheel rims painted black. Available for 2 and 3-Series models only.	RD8	○	○	○	○	£85.00
	Spare wheel and tyre and carrier deleted	(R87)	○	○	○	○	–£60.00

Category	Description	Option code	Van	Chassis Cab / Crewcab	Tourer 7/9	Tourer 14/17	List price, ex. VAT
Windows	Tinted glass in all factory fitted glazing	H20	○	○	●	●	£120.00
	Cab rear window deleted	(F35)	-	○	-	-	£0.00
	Convenience opening / closing function. Offers remote opening and closing of all electrically operated windows on the vehicle using the remote vehicle key.	FZ8	○	○	○	○	£80.00
	Electrically opening pane in left and right side rear body panels. ONLY with tinted glass H20 / H21 and only for Medium length models. Not with privacy glass W70.	W32	○	-	○	-	£545.00
	Fixed pane in left side centre body panel. Long and Extra-long models only. ONLY with tinted glass or privacy glass options.	W22	○	-	●	●	£110.00
	Fixed pane in left side rear body panel. ONLY with tinted glass or privacy glass option.	W27	○	-	●	●	£110.00
	Fixed pane in left side sliding door / body panel	W16	○	-	●	●	£110.00
	Fixed pane in right side centre body panel. Long and Extra-long models only. ONLY with tinted glass or privacy glass options.	W23	○	-	●	●	£110.00
	Fixed pane in right side rear body panel. ONLY with tinted glass or privacy glass options.	W28	○	-	●	●	£110.00
	Fixed pane in right side sliding door / body panel	W17	○	-	●	●	£110.00
	Glazed rear doors with rear window heater and wash/wipe system. Note: does not include rear view mirror F61. ONLY with tinted glass H20/H21.	W78 + H22	○	-	○	○	£320.00
	Glazed rear doors with wash/wipe. Note: does not include rear view mirror F61.	W78	○	-	○	○	£260.00
	Glazed rear doors. Note: does not include rear view mirror F61.	W61	○	-	●	●	£175.00
	Heated windscreen with tinted glass. Note: includes tinted glass H21 + mirror F61 + sensor JA5 + interior lamp LD0 and uprated battery ED4/EE8. Only in conjunction with alternator M40/M46/M49.	F49	○	○	○	○	£620.00
	Sliding window pane in left side sliding door / body panel. ONLY with tinted glass H20 / H21. Not with privacy glass W70.	W18	○	-	○	○	£230.00
	Sliding window pane in right side sliding door / body panel. ONLY with tinted glass H20 / H21. Not with privacy glass W70.	W19	○	-	○	○	£230.00
	Tinted glass in all factory fitted glazing with additional windscreen darker tint band at top	H21	○	○	●	○	£150.00
	Towing Eye	Q67	○	○	○	○	£10.00
	Wooden floor - deleted	(V43)	○	-	-	-	£0.00
	Privacy glass tint in all windows fitted from B pillar backwards. ONLY in conjunction with tinted glass option H20 or H21. Not for Short models.						
	For Long / Extra-long Van and Medium/Long Crewcab	W70	○	○	○	○	£310.00
	For Medium Van	W70	○	-	○	○	£260.00

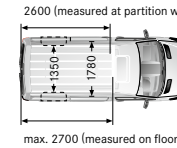
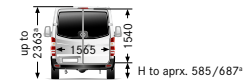
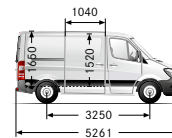


Technical data

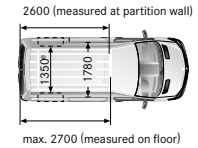
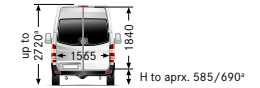
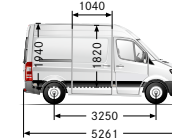
Panel vans

Key to dimensions: All dimensions are in mm. All weights apply to standard-specification vehicle. ^aUnladen. ^bUnladen. Up to 85 mm higher with all-wheel drive. ^cUnladen. Up to 95 mm higher with all-wheel drive. ^dUnladen. Up to 80 mm higher with all-wheel drive. ^eVehicles with a perm. GVW of 4.6t and super-single tyres and vehicles with 5.0 t perm. GVW and twin tyres feature different through-loading widths between wheel arches.

Short with 3250 mm wheelbase, normal roof



Short with 3250 mm wheelbase, high roof



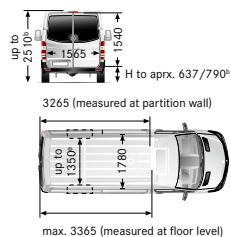
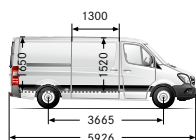
Permissible GVW, t

	3.0	3.5	3.0	3.5
112 hp (84 kW) at 3800 rpm 4 cylinders Diesel ¹ Euro 6b Gr. III/Euro VI ² 2143 cc 300 Nm at 1400–2400 rpm [RWD]	211CDI	311CDI	211CDI	311CDI
140 hp (105 kW) at 3800 rpm 4 cylinders Diesel ¹ Euro 6b Gr. III/Euro VI ² 2143 cc 330 Nm at 1200–2400 rpm [RWD]	214CDI	314CDI	214CDI	314CDI
163 hp (120 kW) at 3800 rpm 4 cylinders Diesel ¹ Euro 6b Gr. III/Euro VI ² 2143 cc 360 Nm at 1400–2400 rpm [RWD]	216CDI	316CDI	216CDI	316CDI
190 hp (140 kW) at 3800 rpm 6 cylinders/V [72°] Diesel ¹ Euro VI 2987 cc 440 Nm at 1400–2400 rpm [RWD]	-	319CDI	-	319CDI
140 hp (95 kW) at 3800 rpm 4 cylinders Diesel ¹ Euro 6b Gr. III/Euro VI ² 2143 cc 330 Nm at 1200–2400 rpm [4x4]	-	314CDI	-	314CDI
163 hp (120 kW) at 3800 rpm 4 cylinders Diesel ¹ Euro 6b Gr. III/Euro VI ² 2143 cc 360 Nm at 1400–2400 rpm [4x4]	-	316CDI	-	316CDI
190 hp (140 kW) at 3800 rpm 6 cylinders/V [72°] Diesel ¹ Euro VI 2987 cc 440 Nm at 1400–2400 rpm [4x4]	-	319CDI	-	319CDI
Kerb weight ^{3,4} , kg	2088–2202	2097–2212	2208–2222	2117 –2232
Payload ⁵ , kg	798–912	1288–1403	778–792	1268 –1383
Gross Combination Weight, kg	5000	5000-7000 ⁶	5000	5500/6300/7000 ⁶
Max. roof load, kg	300		150	
Cargo area, m ² Cargo volume, m ³ Max. loading length, mm	4.4 7.5 2600		4.4 8.5 2600	
Turning circle Ø, m Track circle Ø, m	12.3 11.3		12.3 11.3	

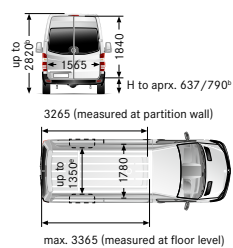
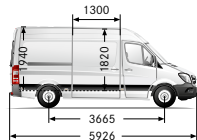
¹Diesel particulate filter is standard equipment for all diesel engines. ²Euro VI is possible for a reference mass of 2380 kg or higher. Euro VI is added automatically for a reference mass of 2840 kg or higher.

³ Figures according to Directive 97/27/EC, version applicable at the time of going to press: Mass of the vehicle in running order meansthe mass of the unladenvehicle with bodywork, and with coupling device in the case of a towing vehicle, in running order, or the mass of the chassis with cab if the manufacturer does not fit the bodywork and/or coupling device. (including coolant, oils, 90% fuel, 100% other liquids except used waters, tools, spare wheel and driver (75 kg), and, for buses and coaches, the mass of the crew member (75 kg) ifthere is a crew seat in the vehicle). ⁴For vehicles with all-wheel drive, kerb weight is increased by approx. 130–165 kg. ⁵For vehicles with all-wheel drive, payload decreases by approx. 130–165 kg. ⁶Increased permissible GCW in conjunction with reinforced trailer coupling as optional equipment.

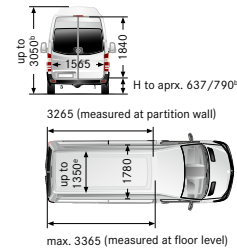
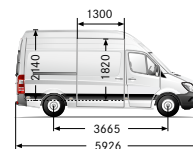
Medium with 3665 mm wheelbase, normal roof



Medium with 3665 mm wheelbase, high roof



Medium with 3665 mm wheelbase, super-high roof



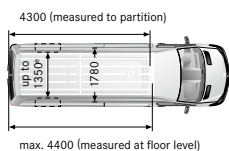
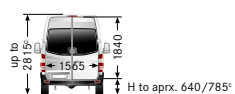
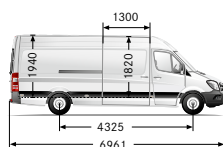
Permissible GVW, t

	3.0	3.5	4.6	5.0	3.0	3.5	4.6	5.0	3.5	4.6	5.0
112 hp (84 kW) at 3800 rpm 4 cylinders Diesel ¹ Euro 6b Gr. III/Euro VI ² 2143 cc 300 Nm at 1400–2400 rpm [RWD]	211CDI	311CDI	-	-	211CDI	311CDI	-	-	311CDI	-	-
140 hp (105 kW) at 3800 rpm 4 cylinders Diesel ¹ Euro 6b Gr. III/Euro VI ² 2143 cc 330 Nm at 1200–2400 rpm [RWD]	214CDI	314CDI	414CDI	514CDI	214CDI	314CDI	414CDI	514CDI	314CDI	414CDI	514CDI
163 hp (120 kW) at 3800 rpm 4 cylinders Diesel ¹ Euro 6b Gr. III/Euro VI ² 2143 cc 360 Nm at 1400–2400 rpm [RWD]	216CDI	316CDI	416CDI	516CDI	216CDI	316CDI	416CDI	516CDI	316CDI	416CDI	516CDI
190 hp (140 kW) at 3800 rpm 6 cylinders/V [72°] Diesel ¹ Euro VI 2987 cc 440 Nm at 1400–2400 rpm [RWD]	-	319CDI	-	519CDI	-	319CDI	-	519CDI	-	-	-
140 hp (95 kW) at 3800 rpm 4 cylinders Diesel ¹ Euro 6b Gr. III/Euro VI ² 2143 cc 330 Nm at 1200–2400 rpm [4x4]	-	314CDI	-	514CDI	-	314CDI	-	514CDI	-	-	-
163 hp (120 kW) at 3800 rpm 4 cylinders Diesel ¹ Euro 6b Gr. III/Euro VI ² 2143 cc 360 Nm at 1400–2400 rpm [4x4]	-	316CDI	-	516CDI	-	316CDI	-	516CDI	-	-	-
190 hp (140 kW) at 3800 rpm 6 cylinders/V [72°] Diesel ¹ Euro VI 2987 cc 440 Nm at 1400–2400 rpm [4x4]	-	319CDI	-	519CDI	-	319CDI	-	519CDI	-	-	-
Kerb weight ^{3,4} , kg	2172 -2286	2185 -2296	2267 -2281	2468 -2510	2060 -2185	2210 -2321	2302 -2316	2503 -2545	2220 -2331	2307 -2321	2508 -2550
Payload ⁵ , kg	714 -828	1204 -1202	2319 -2333	2468 -2510	815 -940	1179 -1177	2284 -2298	2438 -2480	1169 -1167	2279 -2293	2428 -2470
Gross Combination Weight, kg	5000	5500/6300 /7000 ⁶	6600/7000 ⁶	6000/7000 /8000 ⁶	5000	5500/6300 /7000 ⁶	6600/7000 ⁶	6000/7000 /8000 ⁶	5500/6300 /7000 ⁶	6600/7000 ⁶	6000/7000 /8000 ⁶
Max. roof load, kg	300				150				-		
Cargo area, m ² Cargo volume, m ³ Max. loading length, mm	5.2–5.5 9.0 3265				5.2–5.5 10.5 3265				5.2–5.5 11.5 3265		
Turning circle Ø, m Track circle Ø, m	13.6 12.6				13.6 12.6				13.6 12.6		

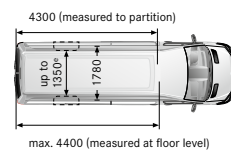
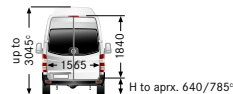
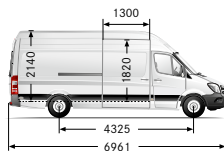
¹Diesel particulate filter is standard equipment for all diesel engines. ²Euro VI is possible for a reference mass of 2380 kg or higher. Euro VI is added automatically for a reference mass of 2840 kg or higher.

³ Figures according to Directive 97/27/EC, version applicable at the time of going to press: Mass of the vehicle in running order means the mass of the unladen vehicle with bodywork, and with coupling device in the case of a towing vehicle, in running order, or the mass of the chassis with cab if the manufacturer does not fit the bodywork and/or coupling device. (including coolant, oils, 90% fuel, 100% other liquids except used waters, tools, spare wheel and driver (75 kg), and, for buses and coaches, the mass of the crew member (75 kg) if there is a crew seat in the vehicle). ⁴For vehicles with all-wheel drive, kerb weight is increased by approx. 130–165 kg. ⁵For vehicles with all-wheel drive, payload decreases by approx. 130–165 kg. ⁶Increased permissible GCW in conjunction with reinforced trailer coupling as optional equipment.

Long with 4325 mm wheelbase, normal roof



Long with 4325 mm wheelbase, super-high roof



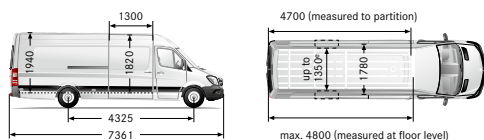
Permissible GVW, t

	3.5	4.6	5.0	3.5	4.6	5.0
112 hp (84 kW) at 3800 rpm 4 cylinders Diesel ¹ Euro 6b Gr. III/Euro VI ² 2143 cc 300 Nm at 1400–2400 rpm [RWD]	311CDI	-	-	311CDI	-	-
140 hp (105 kW) at 3800 rpm 4 cylinders Diesel ¹ Euro 6b Gr. III/Euro VI ² 2143 cc 330 Nm at 1200–2400 rpm [RWD]	314CDI	414CDI	514CDI	314CDI	414CDI	514CDI
163 hp (120 kW) at 3800 rpm 4 cylinders Diesel ¹ Euro 6b Gr. III/Euro VI ² 2143 cc 360 Nm at 1400–2400 rpm [RWD]	316CDI	416CDI	516CDI	316CDI	416CDI	516CDI
190 hp (140 kW) at 3800 rpm 6 cylinders/V [72°] Diesel ¹ Euro VI 2987 cc 440 Nm at 1400–2400 rpm [RWD]	319CDI	-	519CDI	319CDI	-	519CDI
140 hp (95 kW) at 3800 rpm 4 cylinders Diesel ¹ Euro 6b Gr. III/Euro VI ² 2143 cc 330 Nm at 1200–2400 rpm [4x4]	314CDI	-	514CDI	314CDI	-	514CDI
163 hp (120 kW) at 3800 rpm 4 cylinders Diesel ¹ Euro 6b Gr. III/Euro VI ² 2143 cc 360 Nm at 1400–2400 rpm [4x4]	316CDI	-	516CDI	316CDI	-	516CDI
190 hp (140 kW) at 3800 rpm 6 cylinders/V [72°] Diesel ¹ Euro VI 2987 cc 440 Nm at 1400–2400 rpm [4x4]	319CDI	-	519CDI	319CDI	-	519CDI
Kerb weight ^{3,4} , kg	2371 –2465	2477 –2491	2679 –2722	2381–2475	2487–2501	2689–2732
Payload ⁵ , kg	942/1035–1129	2109–2123	2278–2321	932/1025 –1119	2099–2113	2268–2311
Gross Combination Weight, kg	6600/7000 ⁸	6600/7000 ⁸	6000/7000/8000 ⁸	5500/6300/7000 ⁸	6600/7000 ⁸	6000/7000/ 8000 ⁸
Max. roof load, kg	150			-		
Cargo area, m ² Cargo volume, m ³ Max. loading length, mm	7.1–7.4 14 4300			7.1–7.4 15.5 4300		
Turning circle Ø, m Track circle Ø, m	15.6 14.6			15.6 14.6		

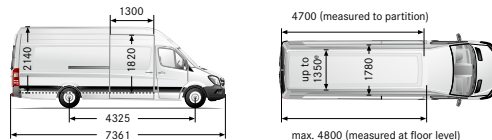
¹Diesel particulate filter is standard equipment for all diesel engines. ²Euro VI is possible for a reference mass of 2380 kg or higher. Euro VI is added automatically for a reference mass of 2840 kg or higher.

³ Figures according to Directive 97/27/EC, version applicable at the time of going to press: Mass of the vehicle in running order means the mass of the unladen vehicle with bodywork, and with coupling device in the case of a towing vehicle, in running order, or the mass of the chassis with cab if the manufacturer does not fit the bodywork and/or coupling device. (including coolant, oils, 90% fuel, 100% other liquids except used waters, tools, spare wheel and driver (75 kg), and, for buses and coaches, the mass of the crew member (75 kg) if there is a crew seat in the vehicle). ⁴For vehicles with all-wheel drive, kerb weight is increased by approx. 130–165 kg. ⁵For vehicles with all-wheel drive, payload decreases by approx. 130–165 kg. ⁶Increased permissible GCW in conjunction with reinforced trailer coupling as optional equipment.

Extra-long with 4325 mm wheelbase and 2015 mm rear overhang, high roof



Extra-long with 4325 mm wheelbase and 2015 mm rear overhang, super-high roof



Permissible GVW, t

	3.5	4.6	5.0	3.5	4.6	5.0
112 hp (84 kW) at 3800 rpm 4 cylinders Diesel ¹ Euro 6b Gr. III/Euro VI ² 2143 cc 300 Nm at 1400–2400 rpm [RWD]	311CDI	-	-	311CDI	-	-
140 hp (105 kW) at 3800 rpm 4 cylinders Diesel ¹ Euro 6b Gr. III/Euro VI ² 2143 cc 330 Nm at 1200–2400 rpm [RWD]	314CDI	414CDI	514CDI	314CDI	414CDI	514CDI
163 hp (120 kW) at 3800 rpm 4 cylinders Diesel ¹ Euro 6b Gr. III/Euro VI ² 2143 cc 360 Nm at 1400–2400 rpm [RWD]	316CDI	416CDI	516CDI	316CDI	416CDI	516CDI
190 hp (140 kW) at 3800 rpm 6 cylinders/V [72°] Diesel ¹ Euro VI 2987 cc 440 Nm at 1400–2400 rpm [RWD]	319CDI	-	519CDI	319CDI	-	519CDI
140 hp (95 kW) at 3800 rpm 4 cylinders Diesel ¹ Euro 6b Gr. III/Euro VI ² 2143 cc 330 Nm at 1200–2400 rpm [4x4]	314CDI	-	514CDI	314CDI	-	514CDI
163 hp (120 kW) at 3800 rpm 4 cylinders Diesel ¹ Euro 6b Gr. III/Euro VI ² 2143 cc 360 Nm at 1400–2400 rpm [4x4]	316CDI	-	516CDI	316CDI	-	516CDI
190 hp (140 kW) at 3800 rpm 6 cylinders/V [72°] Diesel ¹ Euro VI 2987 cc 440 Nm at 1400–2400 rpm [4x4]	319CDI	-	519CDI	319CDI	-	519CDI
Kerb weight ^{3,4} , kg	2425–2519	2546–2560	2747–2789	2435–2529	2551–2565	2757–2799
Payload ⁵ , kg	981–1075	2040–2054	2211–2253	971–1065	2035–2049	2201–2243
Gross Combination Weight, kg	5500/6300/7000 ⁸	6600/7000 ⁸	6000/7000/8000 ⁸	5500/6300/7000 ⁸	6600/7000 ⁸	6000/7000/8000 ⁸
Max. roof load, kg	150			-		
Cargo area, m ² Cargo volume, m ³ Max. loading length, mm	7.8–8 15.5 4700			7.8–8 17 4700		
Turning circle Ø, m Track circle Ø, m	15.6 14.6			15.6 14.6		

¹Diesel particulate filter is standard equipment for all diesel engines. ²Euro VI is possible for a reference mass of 2380 kg or higher. Euro VI is added automatically for a reference mass of 2840 kg or higher.

³ Figures according to Directive 97/27/EC, version applicable at the time of going to press: Mass of the vehicle in running order means the mass of the unladen vehicle with bodywork, and with coupling device in the case of a towing vehicle, in running order, or the mass of the chassis with cab if the manufacturer does not fit the bodywork and/or coupling device. (including coolant, oils, 90% fuel, 100% other liquids except used waters, tools, spare wheel and driver (75 kg), and, for buses and coaches, the mass of the crew member (75 kg) if there is a crew seat in the vehicle). ⁴For vehicles with all-wheel drive, kerb weight is increased by approx. 130–165 kg. ⁵For vehicles with all-wheel drive, payload decreases by approx. 130–165 kg. ⁶Increased permissible GCW in conjunction with reinforced trailer coupling as optional equipment.



Fuel consumption and CO₂ emissions

Please speak to your local Dealer for further information.

Description	Reference mass band	Fuel economy, urban, mpg	Fuel economy, extra-urban, mpg	Fuel economy, combined, mpg	CO ₂ emissions, combined, g/km	Emissions standard
211CDI panel van medium 3.0t	U	24.8	38.2	31.7	234	Euro 6b Gr.III
211CDI panel van medium BlueEFFICIENCY 3.0t	U	26.4	39.2	33.2	223	Euro 6b Gr.III
211CDI panel van short 3.0t	T	25.0	38.7	32.1	231	Euro 6b Gr.III
211CDI panel van short BlueEFFICIENCY 3.0t	U	26.4	39.2	33.2	223	Euro 6b Gr.III
214CDI panel van medium 3.0t	U	28.2	39.2	34.0	218	Euro 6b Gr.III
214CDI panel van medium BlueEFFICIENCY 3.0t	U	30.4	40.4	35.8	207	Euro 6b Gr.III
214CDI panel van short 3.0t	T	28.5	39.8	34.4	214	Euro 6b Gr.III
214CDI panel van short BlueEFFICIENCY 3.0t	T	30.7	40.9	36.2	204	Euro 6b Gr.III
216CDI panel van medium 3.0t	U	28.2	39.2	34.0	218	Euro 6b Gr.III
216CDI panel van medium BlueEFFICIENCY 3.0t	U	30.4	40.4	35.8	207	Euro 6b Gr.III
216CDI panel van short 3.0t	T	28.5	39.8	34.4	214	Euro 6b Gr.III
216CDI panel van short BlueEFFICIENCY 3.0t	T	30.7	40.9	36.2	204	Euro 6b Gr.III
311CDI panel van extra-long HR	U	24.8	38.2	31.7	234	Euro 6b Gr.III
311CDI panel van extra-long HR BlueEFFICIENCY 3.5t	U	26.4	39.2	33.2	223	Euro 6b Gr.III
311CDI panel van long HR 3.5t	U	24.8	38.2	31.7	234	Euro 6b Gr.III
311CDI panel van long HR BlueEFFICIENCY 3.5t	U	26.4	39.2	33.2	223	Euro 6b Gr.III
311CDI panel van medium 3.5t	R	25.7	39.8	32.8	226	Euro 6b Gr.III
311CDI panel van medium BlueEFFICIENCY 3.5t	S	26.9	40.4	34.0	218	Euro 6b Gr.III
311CDI panel van short 3.5t	R	25.7	40.4	32.8	226	Euro 6b Gr.III
311CDI panel van short BlueEFFICIENCY 3.5t	R	27.4	40.9	34.4	214	Euro 6b Gr.III
314CDI panel van extra-long HR 3.5t	U	28.2	39.2	34.0	218	Euro 6b Gr.III
314CDI panel van extra-long HR BlueEFFICIENCY 3.5t	U	30.4	40.4	35.8	207	Euro 6b Gr.III
314CDI panel van long HR 3.5t	U	28.2	39.2	34.0	218	Euro 6b Gr.III
314CDI panel van long HR BlueEFFICIENCY 3.5t	U	30.4	40.4	35.8	207	Euro 6b Gr.III
314CDI panel van medium 3.5t	S	28.8	39.8	34.9	213	Euro 6b Gr.III
314CDI panel van medium BlueEFFICIENCY 3.5t	S	31.0	40.9	36.7	202	Euro 6b Gr.III
314CDI panel van short 3.5t	U	29.1	40.4	35.3	209	Euro 6b Gr.III
314CDI panel van short BlueEFFICIENCY 3.5t	R	31.4	41.5	37.2	199	Euro 6b Gr.III

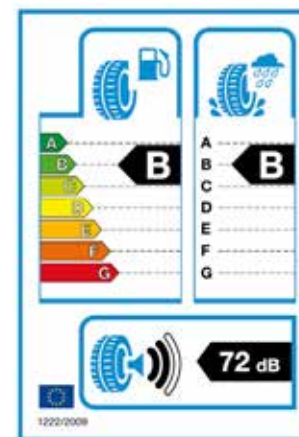
CDI engines certified in accordance with Euro 6b Gr. III as standard. The figures indicated have been calculated in accordance with the prescribed measuring process (Directive [EC] 715/2007 in the currently applicable version). The figures are not based on an individual vehicle model and do not constitute part of the product offer; they are provided solely for purposes of comparison between vehicle models.

Table shows values for vehicles with manual transmission.

Sprinter Tyre Performance Characteristics

Manufacturer	Tyre model	Tyre type	Tyre size	Load capacity	Speed rating	Tyre class	Fuel efficiency class	Wet grip class	External noise class [Noise measured in dB]
Continental	Vanco2	S	195/75 R 16	107/105	R	C	C	C) [71]
	VancoEco	S	195/75 R 16	107/105	R	C	B	B) [72]
	Vanco2	S	225/75 R 16	116/114	R	C	C	C) [72]
	Vanco2	S	235/65 R 16	115/113	R	C	C	C) [72]
	VancoEco	S	235/65 R 16	115/113	R	C	B	B) [71]
	Vanco2	S	235/65 R 16	121/119	R	C	C	C) [72]
	VancoFourSeason2	S+W	205/75 R 16	110/108	R	C	E	B) [73]
	VancoFourSeason2	S+W	235/65 R 16	115/113	R	C	E	B) [73]
	VancoFourSeason	S+W	235/65 R 16	121/119	N	C	E	C) [72]
	VancoFourSeason	S+W	285/65 R 16	128	N	C	E	C) [72]
	VancoWinter	W	195/75 R 16	107/105	R	C	E	C) [72]
	VancoWinter2	W	205/75 R 16	110/108	R	C	E	C) [73]
	VancoWinter2	W	225/75 R 16	116/114	R	C	E	C) [73]
	VancoWinter2	W	235/65 R 16	115/113	R	C	C	C) [73]
Pirelli	CHRONO	W	195/75 R 16 C	107	R	C2	F	C) [72]
	CHRONO	W	205/75 R 16 C	110	R	C2	F	C) [72]
	CHRONO	W	235/65 R 16 C	115	R	C2	F	B) [72]
	CHRONO	W	235/60 R 17 C	117	R	C2	E	B) [72]
Michelin	AGILIS	S	195/75 R 16 C	107/105	R	C2	E	B) [70]
	AGILIS	S	205/75 R 16 C	110/108	R	C2	E	B) [70]
	AGILIS	S	235/65 R 16 C	115/113	R	C2	C	B) [70]
	AGILIS ALPIN	W	195/75 R 16 C	107/105	R	C2	E	C) [70]
Goodyear	CARGOMARAT	W	235/65 R 16 C	115	R	C	C	E) [72]
	CARGOJECT	W	235/65 R 16 C	115	R	C	C	C) [73]

The tyre labelling scheme introduced by the European Commission in 2012 provides information about three key tyre performance characteristics:



As driving safety and fuel savings can be affected directly by your own, individual driving style, please take note of the following: an economical, anticipatory driving style can reduce your fuel consumption noticeably. The tyre pressure should be checked regularly in order to improve wet grip and fuel efficiency. A safe following distance appropriate to the stopping distance should be maintained at all times. S = Summer, W = Winter, S+W = All-season



Fuel efficiency

A rolling tyre deforms and consumes energy as it does so. This is one of the 5 resistive forces which act on a vehicle.



Wet grip

The wet grip indication provides information about an important safety aspect of a tyre: the level of grip it provides on a wet road.



External noise

The level of external rolling noise produced by a tyre is shown on the European Commission label in decibels in combination with one, two or three sound waves.



Terms and Conditions Vehicle and option availability and combinations may be subject to change since this price list was issued. Model and option List Price are quoted ex-factory and exclude VAT unless otherwise stated. A standard delivery charge of £600 excluding VAT will be added to model prices quoted in this price list. All model prices include standard finish paint choice. The right is reserved to alter specification and vary prices without notice. The availability of options may depend on the chosen base vehicle and other optional equipment specified, and should be confirmed with your Mercedes-Benz Dealer prior to order placement. Mercedes-Benz Vans UK Ltd, Tongwell, Milton Keynes, MK15 8BA