

THE
BASIC
RULES
OF

FIREARM


SAFETY

BASIC FIREARM SAFETY RULES

From the time the first colonists landed on American shores, firearms have played an essential role in our survival, both as a nation and as individuals. Today over 70 million Americans own and use firearms, and the Federal Government estimates that firearms are kept in over half the households in this country. With this freedom must come responsibility. **As a firearms owner and user, you must take responsibility for the safe handling and safe storage of your guns.** You are taking the first step by reading this handbook, but you can go further by enrolling in any one of the numerous shooting safety course available throughout the country. **Firearms safety is up to you!**

1. Handle all firearms as if they were loaded.


Never forget that a gun has the potential to produce serious injury or death in a single instant of carelessness. Make safe gun handling a habit to be followed at all times. After you determine that a gun is unloaded, continue to handle it as though it were loaded.



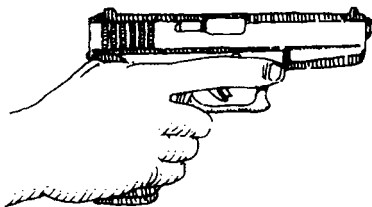
2. Always keep the firearm pointed in a safe direction.

In selecting a safe direction, you must also take into consideration that a bullet can ricochet or glance off of any object it strikes, and that bullets can penetrate walls, ceilings, floors, and windows.

Remember: You should never point a gun (whether loaded or unloaded) at another person or at yourself.




- 3. Keep your finger out of the gun's trigger guard and off the trigger until you have aligned the gun's sights on a safe target and you have made the decision to fire.**



By keeping your finger completely outside the trigger guard until you are aimed at the target, you guarantee that any shots you fire will go safely in the direction of your intended target.

- 4. Always be certain that your target and the surrounding area are safe before firing.**

Remember that a bullet can travel as much as several miles, so you should be certain of what your bullet could strike before you pull the trigger. Never fire at a movement, a noise, a flash of color, or a rustling bush without positively identifying your intended target.




- 5. Whenever you handle a firearm, the first thing you should do (while keeping it pointed in a safe direction with your finger outside the trigger guard) is to open the action to determine whether or not the firearm is loaded.**

If you don't know the proper way to open the action of a particular firearm—don't handle it. Instead, consult the owner's manual, your local gundealer, or a more knowledgeable shooter. Do not experiment.



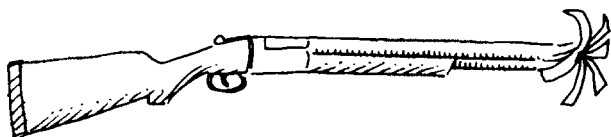
- 6. Thoroughly read the instruction manual supplied with your firearm.**

Never use any firearm unless you completely understand its operation and safety features. If you do not have an instruction manual, contact either the retail store where you purchased your gun or the manufacturer directly and request that one be furnished to you.




- 7. Before firing your weapon, you should routinely make sure that your firearm is in good working order and that the barrel is clear of dirt and obstructions.**

Any obstruction that prevents the bullet from moving easily down the barrel can cause pressure to build up in the weapon. A small bit of mud, gun grease, excess lubricating oil, or rust can cause pressure to build to the point where the barrel bulges or bursts upon firing, resulting in a damaged gun and serious bodily injury to the shooter or those around him.



- 8. Only use ammunition recommended by the firearm manufacturer, and always be certain that the ammunition matches the caliber of your gun.**



Most modern firearms have their caliber designation stamped into the barrel (for example, ".38 Special" or ".22 Long Rifle"). Your box of ammunition should bear the exact same designation. Just because a cartridge fits into your gun doesn't mean it is safe to fire!

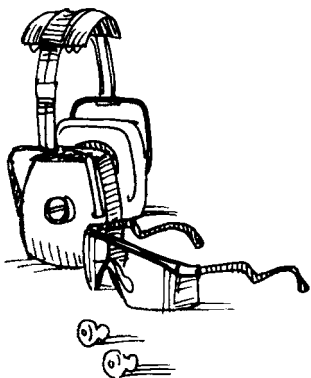
Firearms are designed, manufactured, and tested to standards based on factory loaded ammunition. Hand-loaded or reloaded ammunition deviating from factory specifications should not be used. Use only the correct ammunition for your firearm.

Attempting to fire even a single improper bullet can destroy your gun and cause serious personal injury or death.

9. Quality ear and eye protection should always be worn when shooting or observing.

Exposure to the noise of gunfire can permanently damage your hearing if protection is not worn. Shooting glasses, preferably with side panels, help to guard against eye injuries from ejected cases and the splashback of pebbles and fragments from the backstop.


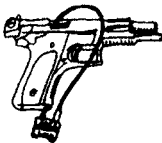
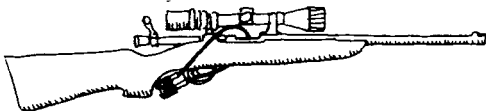
Wearing eye protection when disassembling and cleaning your gun will also prevent eye injuries from loosened springs or other parts, as well as from aerosol solvents and cleaning agents.



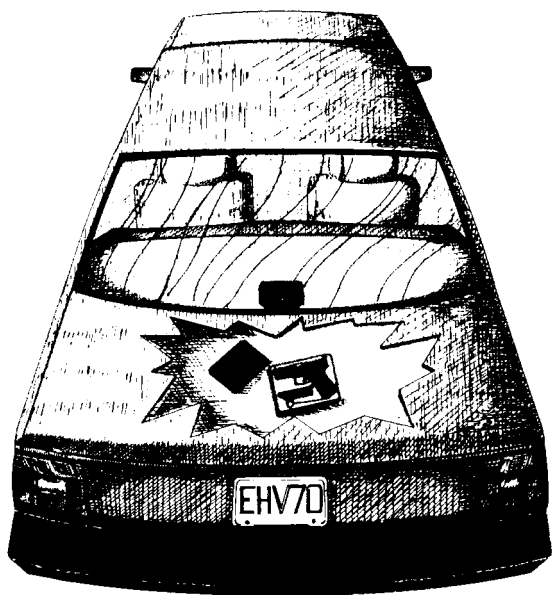
10. Never use firearms while under the influence of drugs or alcohol.

Handling and using a firearm requires your full and continuous attention, alertness, and unimpaired judgment. Avoid handling firearms while taking prescription medicines which can make you drowsy, slow your reflexes, and impair your normal senses or judgment.

11. All firearms should be stored unloaded and secured in a safe storage case, inaccessible to children and untrained adults.



12. The transportation of firearms is regulated by Federal, State and local laws. Always transport your firearm in a safe, unloaded condition and in accordance with applicable laws.



Remember—no set of rules can cover all possible situations. The safe and rational use of a firearm depends on the common sense and proper training of the user. Always follow safety rules and **THINK** before using any firearm. **Firearms SAFETY depends on you.**

Reading this safety handbook and the instruction manual that comes with your firearm will give you a good start toward safe and enjoyable firearms use. To learn more about safety, the shooting sports, and to become a more responsible gun owner, enroll in one of the many gun safety and shooting courses offered in all parts of the country. Be a safe and knowledgeable shooter—learn more about gun safety and use by signing up for a course in your area today!

For additional copies please contact:
GLOCK, Inc.
6000 Highlands Parkway
Smyrna, GA 30082

**For Europe, Africa,
Middle East**

GLOCK Ges.m.b.H.
P.O. Box 9
A-2232 Deutsch-Wagram, Austria
Tel. (43) 2247 90 300
Fax.(43) 2247 90 300 312

For USA, Canada

GLOCK, Inc.
6000 Highlands Parkway
Smyrna, GA 30082 USA
Tel. (770) 432-1202
Fax. (770) 433-8719

For Asia, Australia

GLOCK (H.K.) Ltd.
3102 China Merchants Tower
168 Connaught Road Central
Hong Kong
Tel. (852) 2375-3858
Fax. (852) 2654-7089

**For Latin America,
Central America,
Caribbean**

GLOCK America S.A.
Plaza Independencia 831, Office No. 802
CP 11100 Montevideo
Uruguay
Tel. (598-2) 902 22 27, 902 22 28, 902 22 29
Fax. (598-2) 902 22 30



PERFECTION

© GLOCK, 1999