

# English planning and resources

Planning and Resources

School -

Year group (s) – 1

Teacher –

Text – The Dark

Term – Summer 1

# Overview – original

Su1	POR1 responding to illustration / freeze framing / predictions	POR2 responding to trailer and start of book – tell me questions – art response to dark – shared writing description	POR 5 – role on the wall – read book to end – questioning comp. predictions  Learn model text with actions	POR 9 emotion graph tracking and performance Practise model text with actions	POR 10 and 11 – sequencing the story Text mapping the story and retelling	The Dark Lemony Snicket and Jon Klassen	Personal recount as character in story
Su2	POR 12 13 shared writing story from dark point of view with emotions		Write up different sections of the story to create class book with illustrations	SPAG plural suffix s Link to aspects of story – house houses	SPAG – plurals suffix es Link to aspects of story – wish wishes		
Su3	SPAG prefix un negative Link to story afraid and unafraid	Say model text original – read class text from Dark POV – model planning own story with pictures and telling aloud of a child being afraid – children plan own story	Share plans and tell own story from plans and pictures. Write story from pictures and plans.	Complete stories and share with other classes.	POR 19 20 tell me questions for book and writing a book review shared writing		
Su4	POR 4 and 6 using both story and poem for ideas debate conscience alley model text learn	Shared writing adapted model text for Should people be afraid of spiders? Make explicit the features being used. Conscience alley – children to write personal opinion	Children plan own text for something that could be seen as scary – give 3 reasons for and 3 reasons against with question in title and key phrases from model 'on the one hand / on the other hand'	Children write their discussion text from their plan and share with table asking them what their opinion is.	SPAG capital letters and lower case – matching and then giving a word for each in groups (think names and places for upper case linking to proper nouns)		Discussion text – Should people be afraid of the dark?
Su5	POR 14 create glow jars from video instructions	Shared writing – how to make a glow jar – learn with actions – use pictures from previous lesson to sequence – make explicit key features e.g. imperative verbs and 2 <sup>nd</sup> person	SPAG Sequencing sentences Have instructions in different order for children to sequence – use numbers and time conjunctions as clues – give opportunity to follow instructions to see if correct	Have picture sequenced cards for variety of simple things – children to pick – sequence and then write instructions to complete – or draw own pictures as a plan and write instructions for own idea	Edit, improve, review – carry out instructions written by peers and evaluate – could they do it – what was useful		Instructions – how to make a glow jar
Su6	POR 3 – soundtrack responses to darkness Model text learn and perform from POR 6 The dark and The light	POR 8 Shared writing call and response poem for being afraid of the dark	SPAG – Alphabet order and names model text of poem that is call and response with alphabet grouped in order. Have cut up version	Write call and response poem for being afraid of something and parents supporting	Edit, review and improve – perform poems in pairs – record and evaluate performances		Poem – call and response

# Writing outcomes and SPAG focus

## Writing outcomes

- \* Character recount
- \* Discussion
- \* Instructions
- \* Call and respond poem

## SPAG focus

- \* Plural suffixes – s es
- \* Prefix – un
- \* Upper and lower case letters
- \* Alphabet - order
- \* Time conjunctions

# Genre objectives and NC objectives

<u>National Curriculum Writing Expectations Y1</u>
Write words using letters I have already learned.
Write the days of the week.
Say the alphabet in the right order.
Say some letters that sound the same but are different.
Spell some words ending in: s, es, ing, ed, er, est.
Spell some words starting with un.
Write some upper-case and lower-case letters.
Write numbers 1-9.
Write in sentences.
Join ideas using 'and'.
Check my work.
Leave finger spaces between words.
Use capital letters, full stops, question marks and exclamation marks.
Use a capital letter for names, places, days of the week and 'I'.



# Genre objectives

Shape / Sense / Questions and riddles / Rhyming couplets / Classic / Performance

## Poetry Expectations Year 1

Discuss own response and what the poem is about

Talk about favourite words or parts of a poem

Notice the poem's pattern

Perform in unison, following the rhythm and keeping time

Imitate and invent actions

Invent impossible ideas, e.g. magical wishes

Observe details of first hand experiences using the senses and describe

List words and phrases or use a repeating pattern or line.

**Reading poetry** (subject matter and theme / language use / style / pattern)

**Performing poetry** (use of voice / presentation)

**Creating poetry** (original playfulness with language and ideas / detailed recreation of closely observed experience / using different patterns)

# Please read the POR unit plan in full

- \* Link below

- \* <https://clpe.org.uk/system/files/The%20Dark%20TS.pdf>

# Links to other texts and resources

- 🔗 ‘Orion and the Dark’ by Emma Yarlett
- 🔗 ‘Bedtime for Monsters’ by Ed Vere (EYFS Power of Reading title)
- 🔗 ‘Emily Brown and the Thing’ (EYFS/KS1 Power of Reading title)
- 🔗 ‘Billy Monster’s Daymare’ by Alan Durant and Ross Collins
- 🔗 ‘A Hairy Scary Night’ by Alex T. Smith
- 🔗 ‘Shadow Chasers’ by Elly Mackay
- 🔗 ‘The Monster Bed’ by Jeanne Willis and Susan Varley
- 🔗 ‘Tappity-Tap, What was That?’ by Claire Freedman and Russell Julian
- 🔗 ‘The Monster who Ate Darkness’ by Joyce Dunbar and Jimmy Liao
- 🔗 ‘Boo to the Hoo in the Dark’ by Joyce Dunbar and Sarah Messine
- 🔗 ‘Tell Me Something Happy Before I go to Bed’ by Joyce Dunbar and Debbi Gliori
- 🔗 ‘Ready Steady Ghost’ by Elizabeth Baguley and Marion Lindsay
- 🔗 ‘Can’t you Sleep, Little Bear’ by Martin Waddell and Barbara Firth
- 🔗 ‘Owl Babies’ by Martin Waddell and
- 🔗 ‘The Owl who was Afraid of the Dark’ by Jill Thomlinson
- 🔗 ‘Under the Bed’ by Paul Bright and Ben Court
- 🔗 ‘I want my Light on’ and ‘I don’t want to go to Bed’ by Tony Ross
- 🔗 ‘I don’t want to go to Bed’ by Julie Sykes and Tim Warnes
- 🔗 ‘Darkness Slipped in’ by Ella Burfoot
- 🔗 ‘The Hairy Toe’ by Daniel Postgate

## Non-fiction:

- 🔗 ‘One Night far from Here’ by Julia Wauters (A KS1 Power of Reading title)
- 🔗 ‘Flashlight’ by Lizi Boyd
- 🔗 ‘If you were me and Lived in... Norway. A Child’s Introduction to Cultures Around the World: 6’ by Carole P. Roman
- 🔗 ‘Nocturnal Animals (100 Facts)’ by Camilla de la Bedoyere
- 🔗 ‘Where are the Night Animals (Let’s-Read-and-Find-Out)’ by Mary Ann Fraser
- 🔗 ‘What Makes Day and Night (Let’s-Read-and-Find-Out)’ by Franklyn Mansfi Branley
- 🔗 ‘Bat Loves the Night’ by Nicola Davies and Sarah Fox-Davies (Nature Storybooks)
- 🔗 ‘White Owl, Barn Owl (Nature Storybooks)’ by Nicola Davies and Michael Foreman
- 🔗 ‘Night Animals’ Usbourne

# Before starting the unit...

Encourage sensory exploration by creating an interactive display of light sources, light boxes, black-out boxes, feely boxes, reflective materials for the children to display, perhaps within a small tent or dark room. ? Pin up a large display with black backing paper that can act as a working wall - gradually illuminating it as the sequence progresses by adding characters and features from the book as well as the children's ideas and artwork. ? Create a large role on the wall of 'The Dark'. Ask the children how this might be portrayed visually; perhaps framing black paper or simply being depicted with loosely arranged black fabric inside a box. The ideas about the dark will need to be scribed in as well as around this adaptation of the role on the wall. ? Gather resources that will inspire creative exploration of light and dark, such as swathes of black and translucent fabric, saris inlaid with metallic thread and mirrors, and artist materials like charcoal, monochrome 'conté' chalks, soft drawing pencils, putty rubbers, pens, inks, watercolours and paper in a range of tones. ? Invest in a range of glow-in-the-dark products, such as glow sticks, stars, stickers and paint.

# Hook idea / suggestion

- \* Create dark in the classroom by covering windows and doors – light a candle in the middle of the classroom and ask children to draw the candle using pastels onto black paper.
- \* Brainstorm words felt while doing the activity – place on WW with images



# Week 1 Monday

- \* Learning Outcome / Objective
- \* I can infer from a picture.
- \* I can make predictions.





- \* Who is the boy?
- \* What can you say about him?
- \* What is he looking at?
- \* What is he thinking?
- \* How does he feel?
- \* Why do you think this?
- \* How would you feel if you were him?
- \* Why?

# Role on the wall...





- \* Freeze frame him at the top of the stairs.
- \* Thought track Lazlo.
- \* Voice his thoughts.
- \* Write your ideas on a thought bubble to go on our working wall.





# THE DARK

BY LEMONY SNICKET

ILLUSTRATED BY JON KLASSEN

Look at the title.

- \* What sort of story are you expecting?
- \* Why?
- \* What do you think this story might be about?

# What is the dark?

- \* Share your ideas.

# Week 1 Tuesday

- \* Learning Outcome / Objective
- \* I can give personal justifications.
- \* I can make connections between books and ideas.



A book trailer.

Just like a film trailer, it is used to encourage you to read the book.

It won't give away too much.

It will make the book seem exciting to read.



# THE DARK

BY LEMONY SNICKET

ILLUSTRATED BY JON KLASSEN

<https://www.youtube.com/watch?v=IGva3mF5Ojk>

then

<https://www.youtube.com/watch?v=zWoHwjpl89c>



# How did each book trailer make you feel?

- \* Do you feel the same about what kind of book do you think this is going to be?
- \* What do you think is going to happen?
- \* What makes you think that?
- \* Does anything puzzle you?
- \* Do you find anything particularly intriguing?

# How did each book trailer make you feel?

- \* Does it remind you of anything else in real life or in stories?
- \* Did both trailers make you feel the same way? Why? Why not?
- \* How were they similar? How did they differ?
- \* Why did the last trailer flicker at the end like that?



# THE DARK

BY LEMONY SNICKET

ILLUSTRATED BY JON KLASSEN

# THE DARK

BY  
LEMONY SNICKET

ILLUSTRATED BY  
JON KLASSEN



Laszlo was  
afraid of  
the dark.



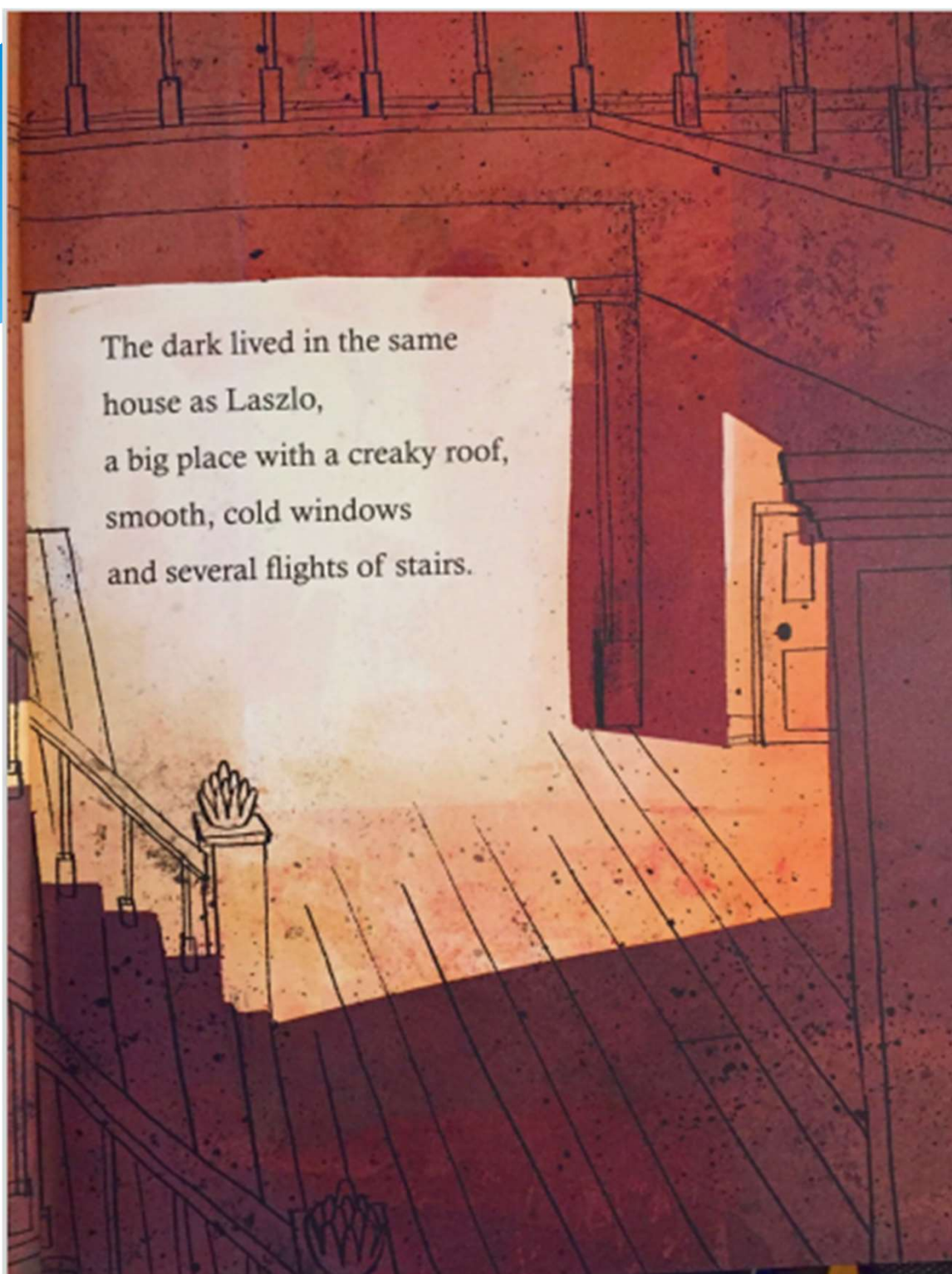









The dark lived in the same  
house as Laszlo,  
a big place with a creaky roof,  
smooth, cold windows  
and several flights of stairs.








The dark lived in the same  
house as Laszlo,  
a big place with a creaky roof,  
smooth, cold windows,  
and several sets of stairs.

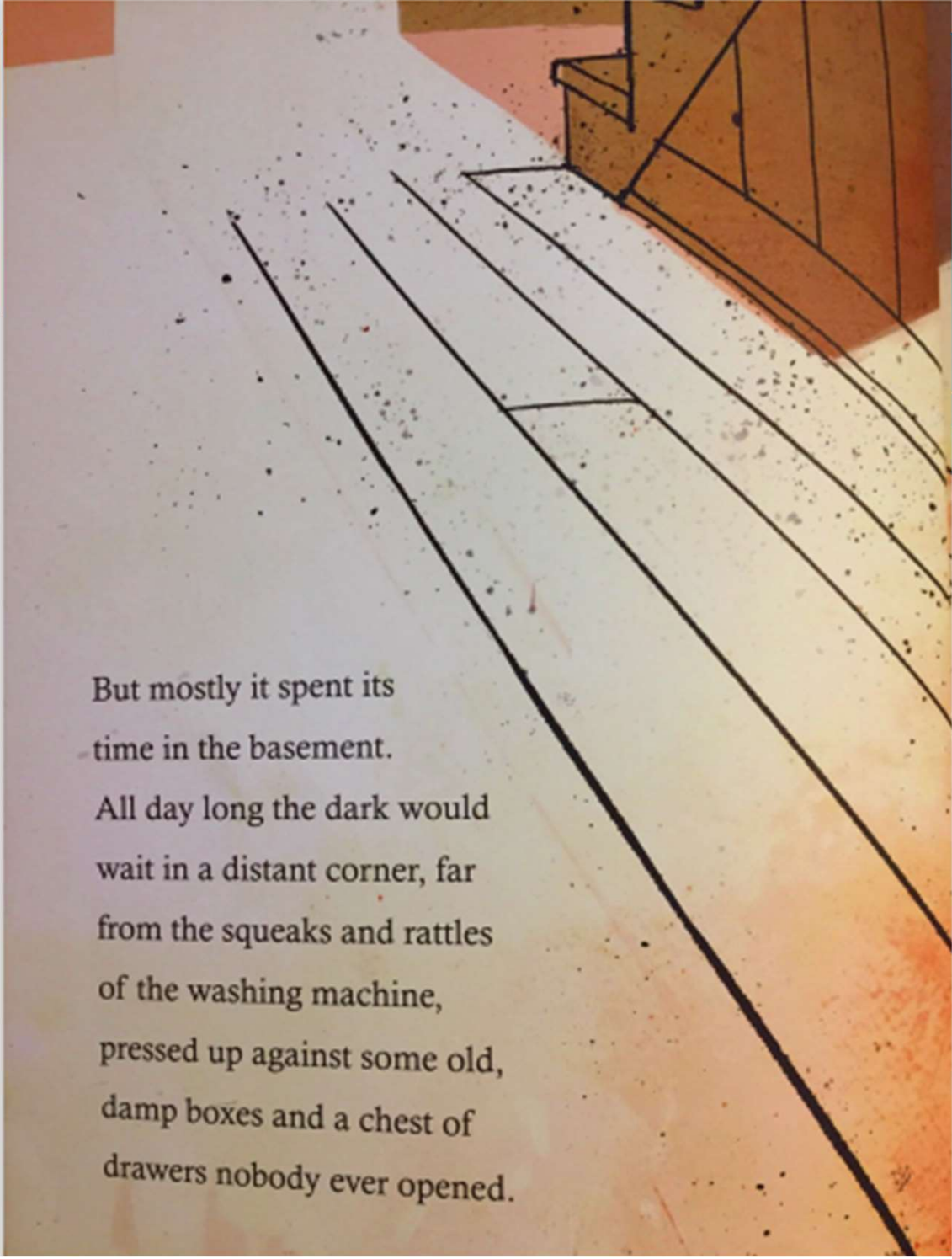


Sometimes  
the dark hid  
in the cupboard.



Sometimes  
it sat behind  
the shower curtain.



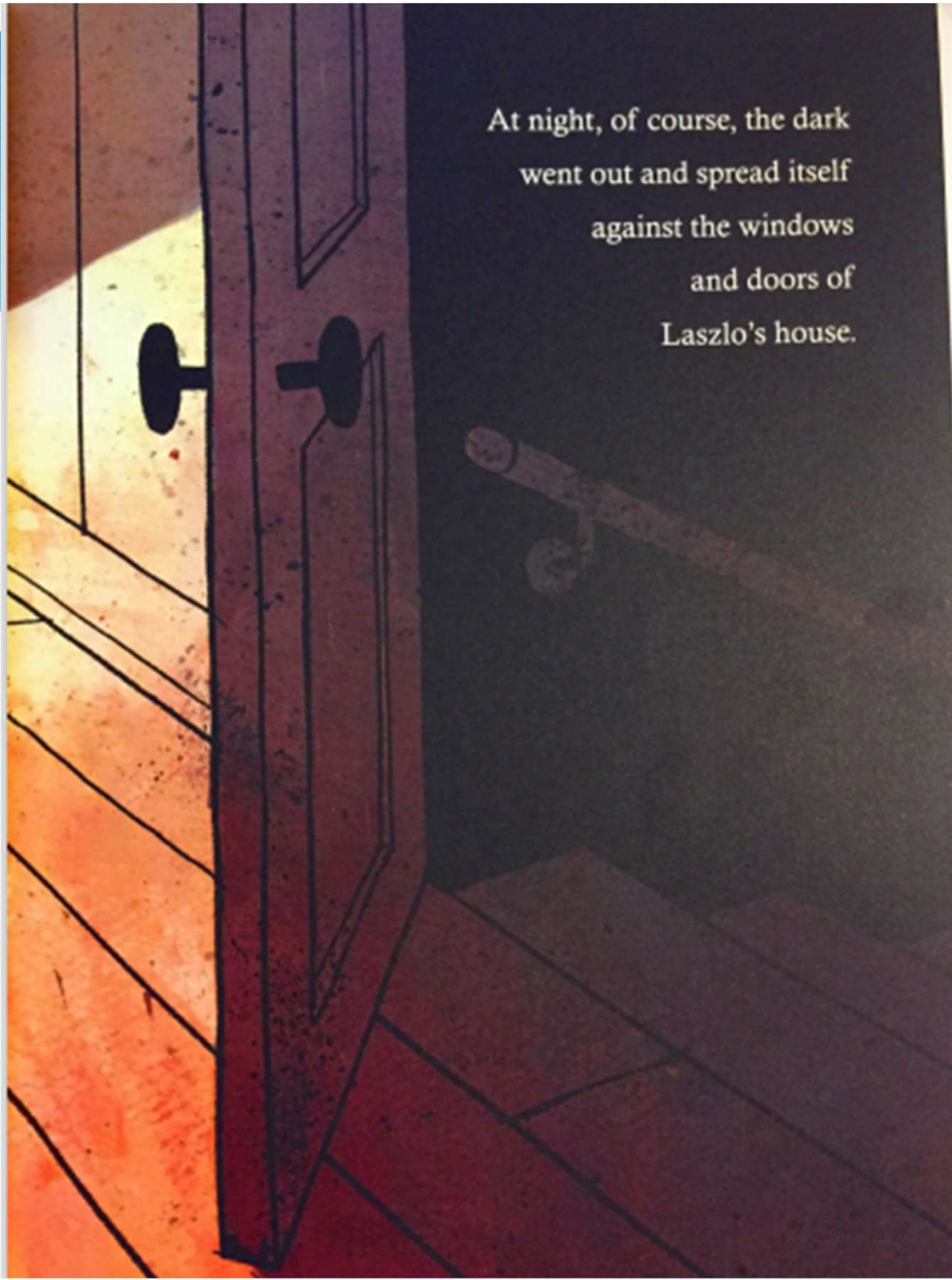
The background of the page is a stylized illustration of a basement floor. It features several parallel wooden planks running diagonally from the bottom left towards the top right. In the upper right corner, there is a brown wooden structure, possibly a staircase or a set of drawers, with some vertical lines indicating its form. The floor is depicted with a light tan color and is peppered with small black dots, suggesting dust or debris. The overall style is simple and illustrative, typical of a children's book.

But mostly it spent its  
time in the basement.

All day long the dark would  
wait in a distant corner, far  
from the squeaks and rattles  
of the washing machine,  
pressed up against some old,  
damp boxes and a chest of  
drawers nobody ever opened.



At night, of course, the dark  
went out and spread itself  
against the windows  
and doors of  
Laszlo's house.



# Use charcoal to draw your own illustrations of the dark.

- \* Write a sentence for your illustration to describe the dark.
- \* Gallery walk the classroom to see every illustration and sentence.
- \* Place them on your classroom wall.



# Week 1 Wednesday

- \* Learning Outcome / Objective
- \* I can use inferences to understand a character.



# THE DARK

BY LEMONY SNICKET

ILLUSTRATED BY JON KLASSEN

# THE DARK

BY  
LEMONY SNICKET

ILLUSTRATED BY  
JON KLASSEN



Laszlo was  
afraid of  
the dark.

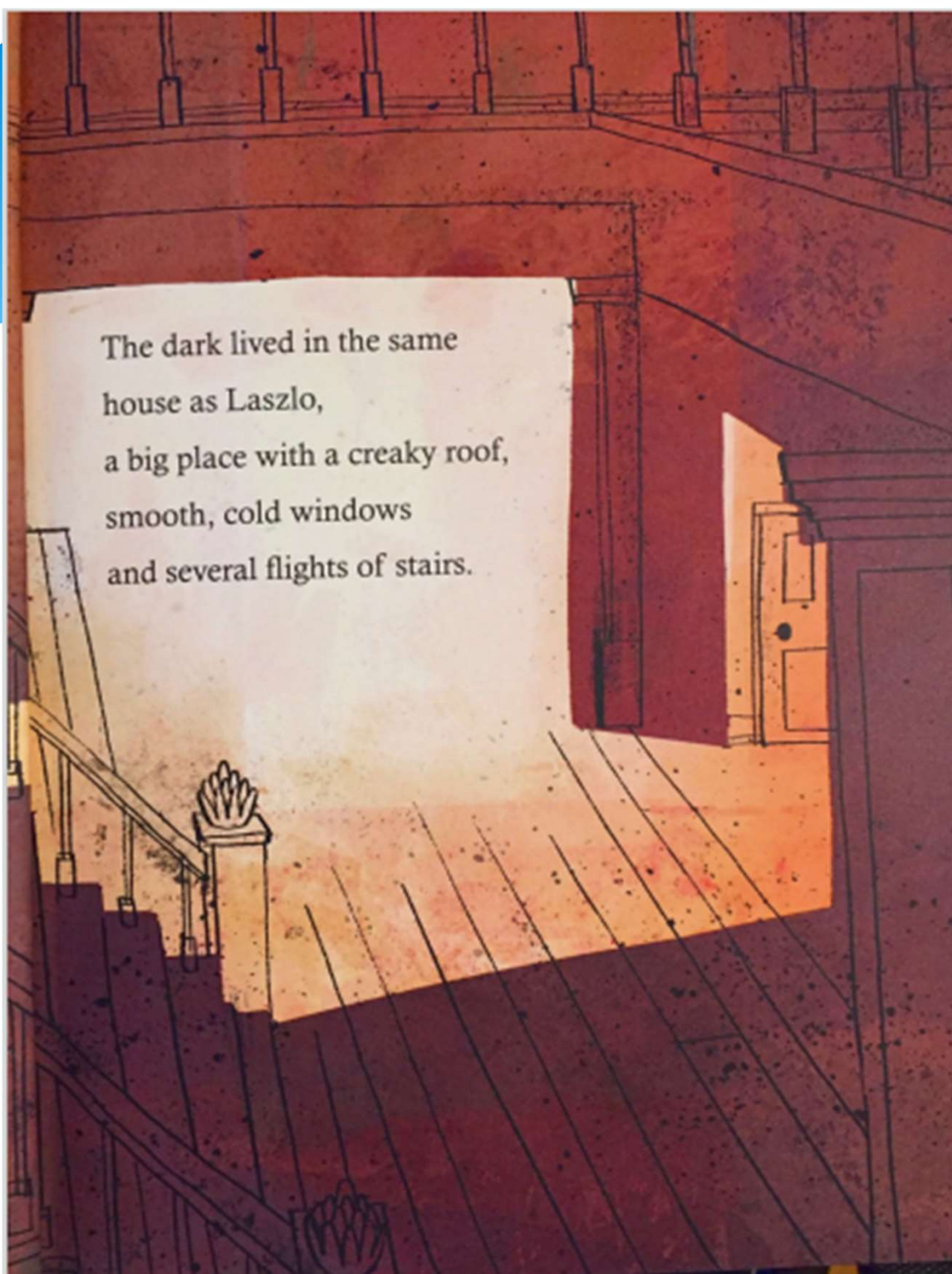









The dark lived in the same  
house as Laszlo,  
a big place with a creaky roof,  
smooth, cold windows  
and several flights of stairs.








The dark lived in the same  
house as Laszlo,  
a big place with a creaky roof,  
smooth, cold windows,  
and several sets of stairs.

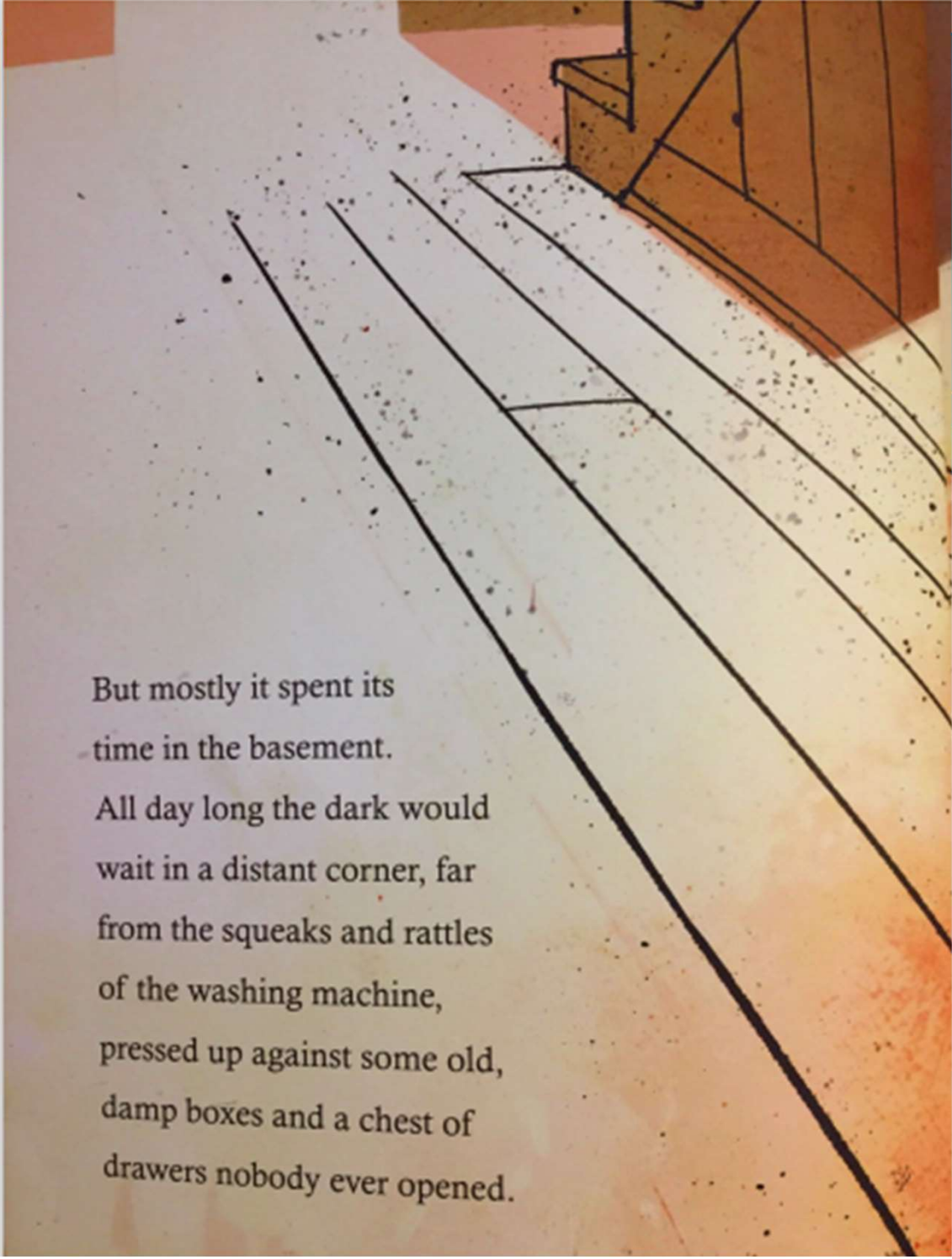


Sometimes  
the dark hid  
in the cupboard.



Sometimes  
it sat behind  
the shower curtain.



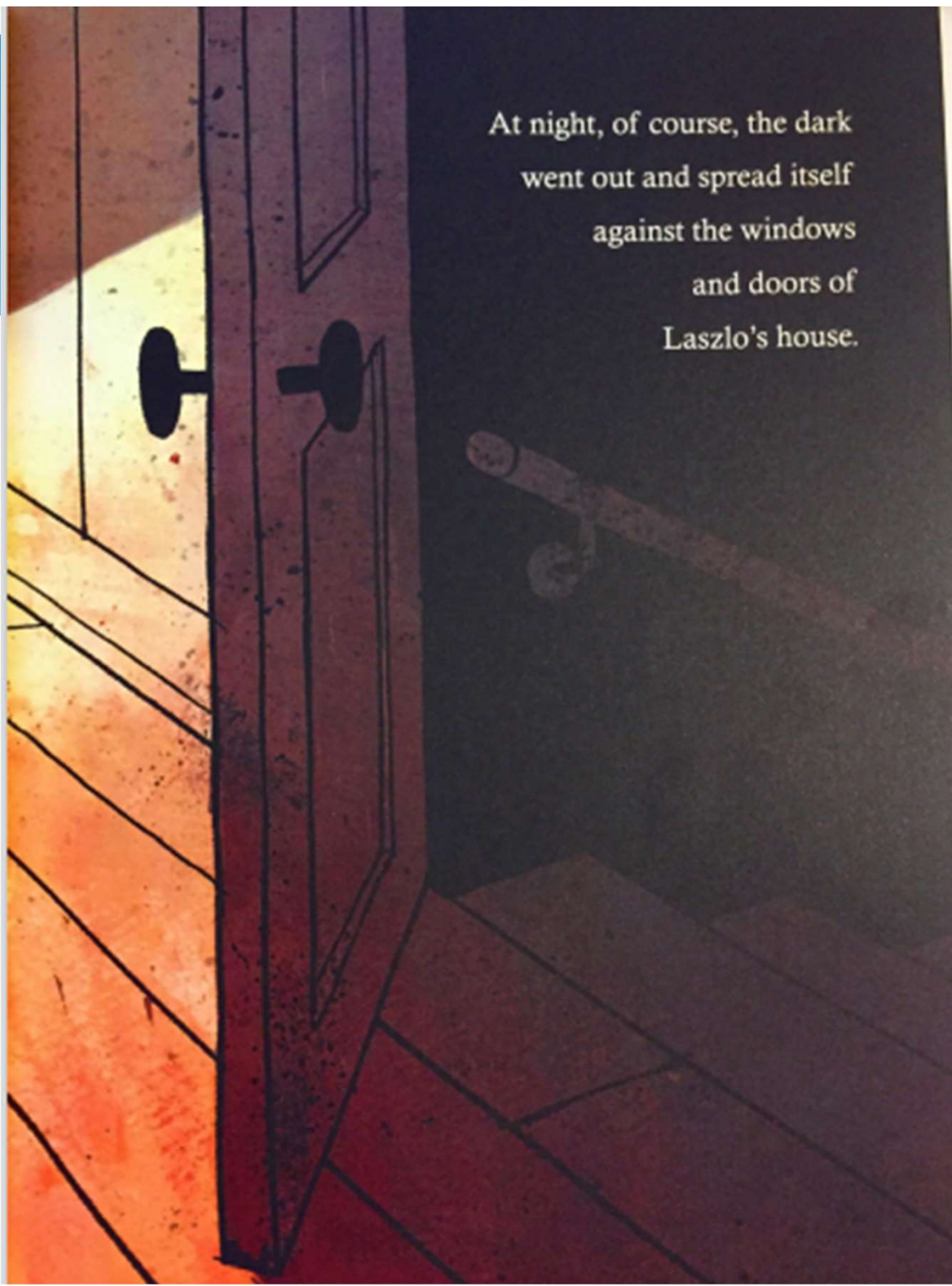
The background of the page is a stylized illustration of a basement floor. It features several parallel wooden planks running diagonally from the bottom left towards the top right. In the upper right corner, there is a simple line drawing of a wooden structure, possibly a staircase or a set of drawers. The floor is covered with small black specks, suggesting dust or debris. The overall color palette is warm, with shades of brown, tan, and orange.

But mostly it spent its  
time in the basement.


All day long the dark would  
wait in a distant corner, far  
from the squeaks and rattles  
of the washing machine,  
pressed up against some old,  
damp boxes and a chest of  
drawers nobody ever opened.



At night, of course, the dark  
went out and spread itself  
against the windows  
and doors of  
Laszlo's house.



But in the morning  
the dark would be  
back in the basement,  
where it belonged.  
Laszlo would peek at the  
dark every morning.



"Hi,"  
he would say.  
"Hi, dark."





Laszlo thought that  
if he visited the dark  
in the dark's room,  
maybe the dark  
wouldn't come and  
visit him in his room.

But one night –







it did.



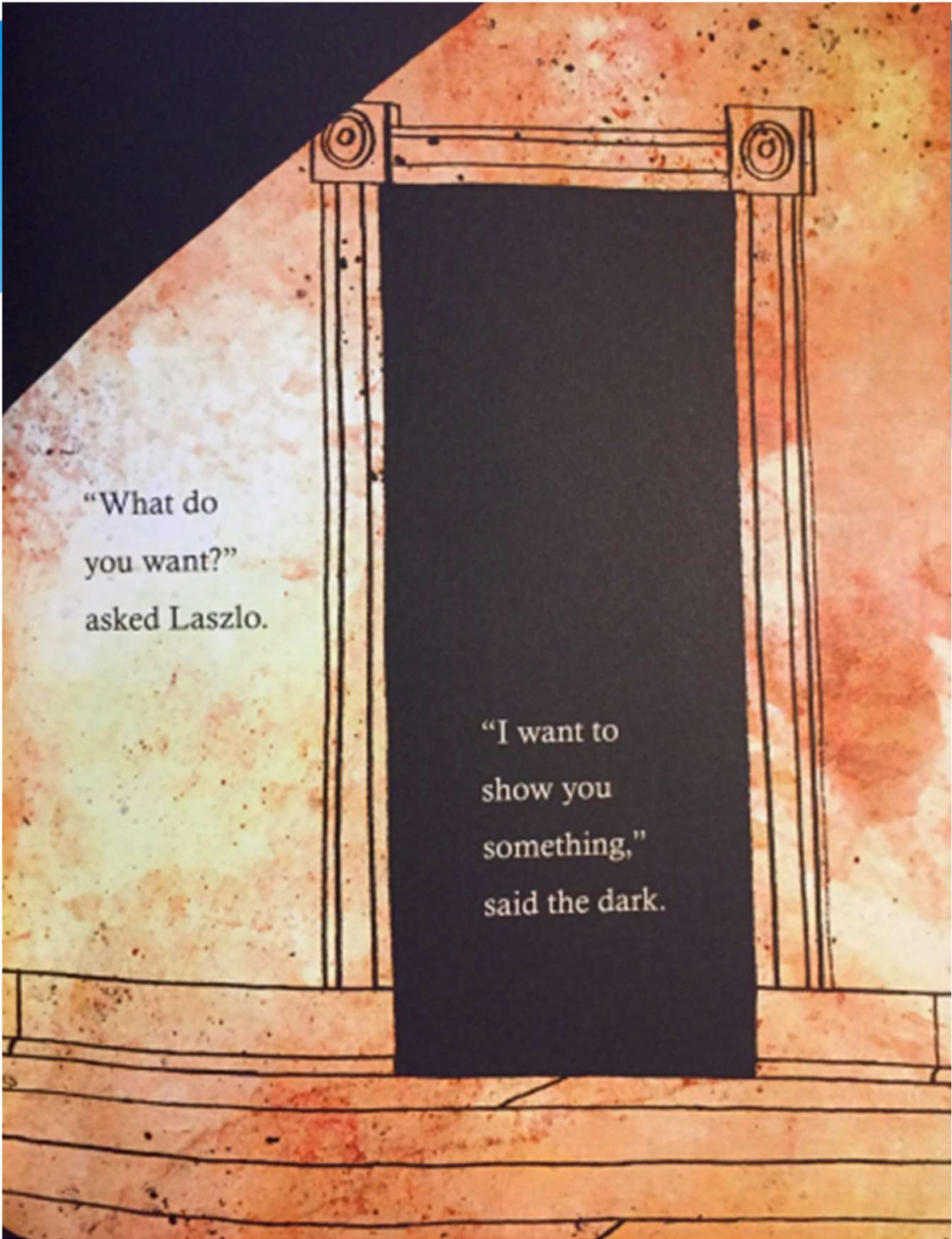
“Laszlo,” the dark said,  
in the dark.



The voice of the dark was as creaky  
as the roof of the house, and as smooth and  
cold as the windows, and even though the dark  
was right next to Laszlo, the  
voice seemed very far away.

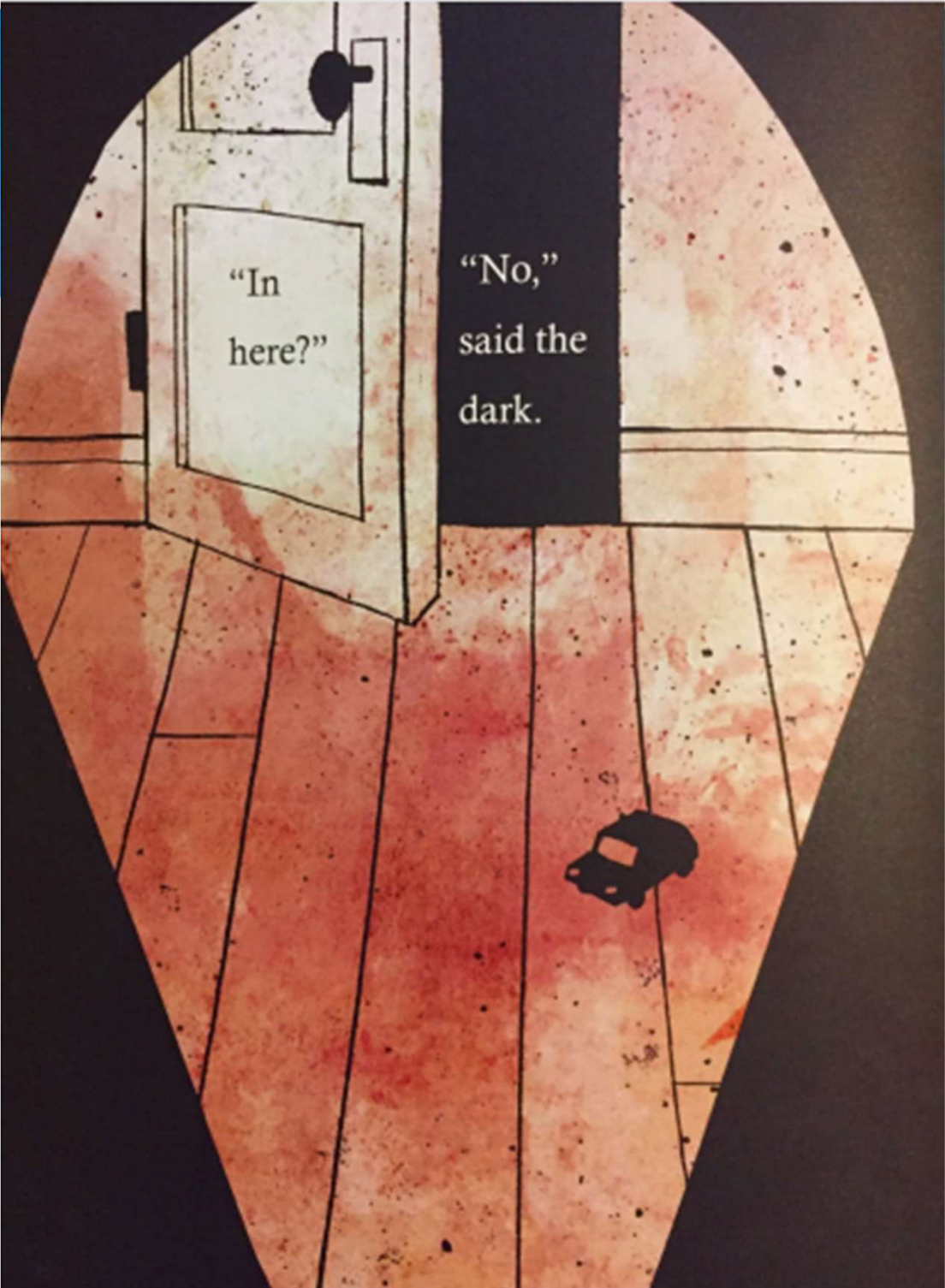






“What do  
you want?”  
asked Laszlo.

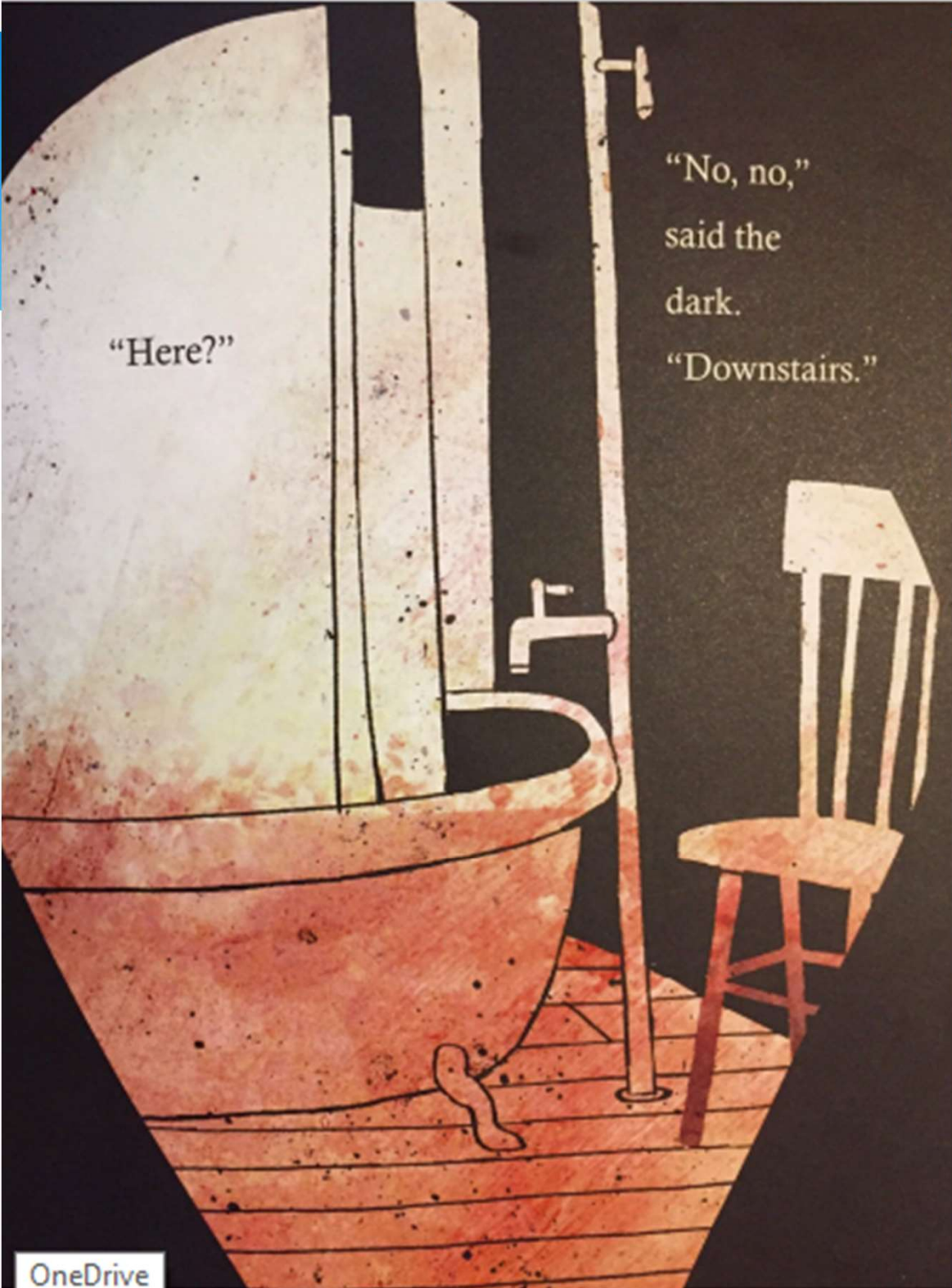
“I want to  
show you  
something,”  
said the dark.

A circular illustration of a room. On the left, a white door is slightly ajar, revealing a dark interior. The door has a black handle and a small rectangular panel. The floor is made of wooden planks, colored in shades of orange and red. A small, dark-colored car is parked on the floor in the lower right quadrant. The background is a solid dark color. The entire scene is framed within a circular border.

"In  
here?"

"No,"  
said the  
dark.




An illustration of a bathtub with a wooden chair next to it. The bathtub is a reddish-brown color with a white interior. A wooden chair with a slatted back is positioned to the right of the tub. The background is dark, and the floor is made of wooden planks. The text "Here?" is written on the left side of the tub, and "No, no," said the dark. "Downstairs." is written on the right side.

"Here?"


"No, no,"  
said the  
dark.

"Downstairs."





"Yes,"  
said the  
dark.



the biggest window  
in the house.

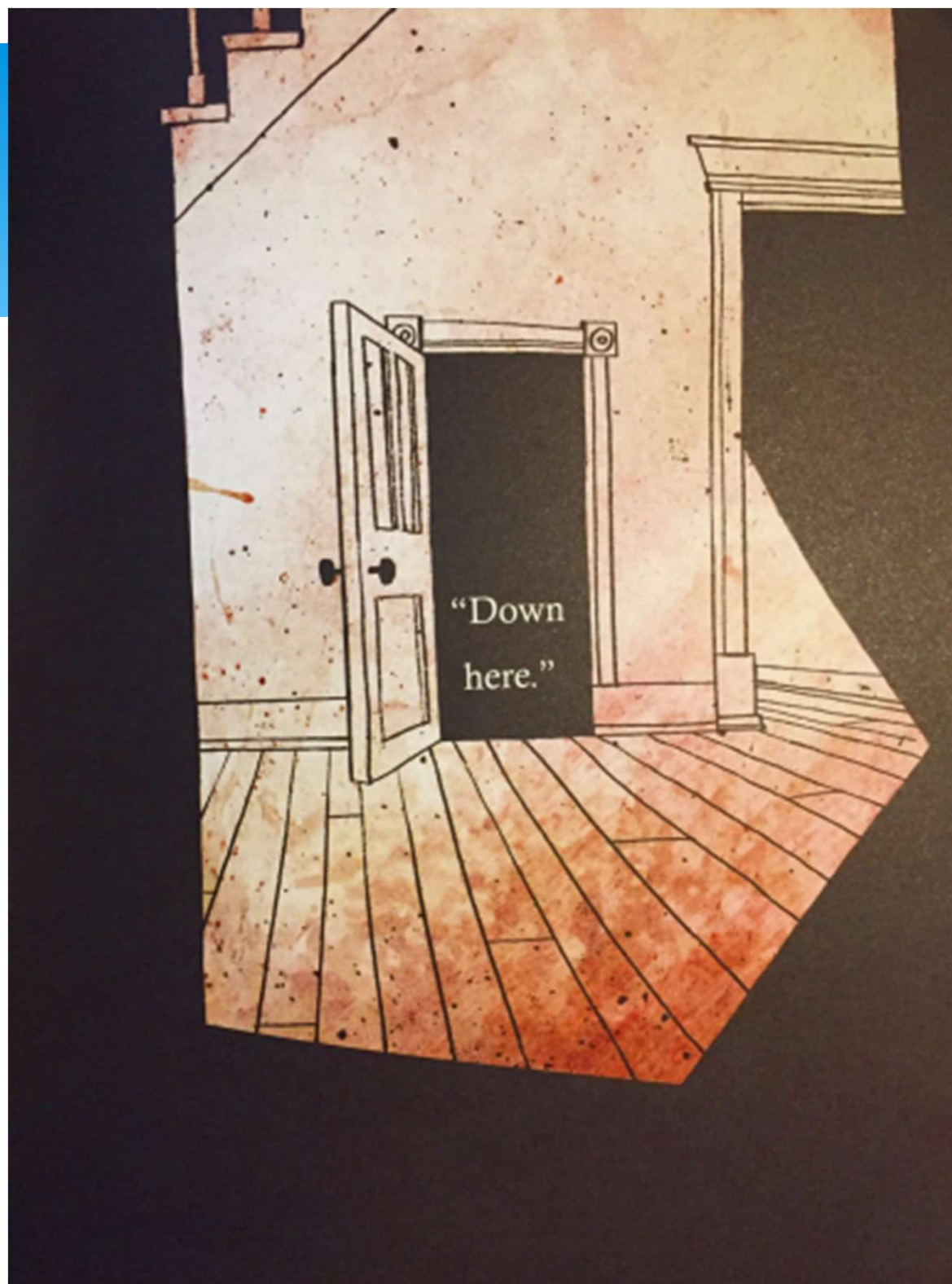
Laszlo looked out at all the  
dark outside. Above him  
the roof creaked, and he  
closed his eyes. Now the  
dark was all Laszlo could see.

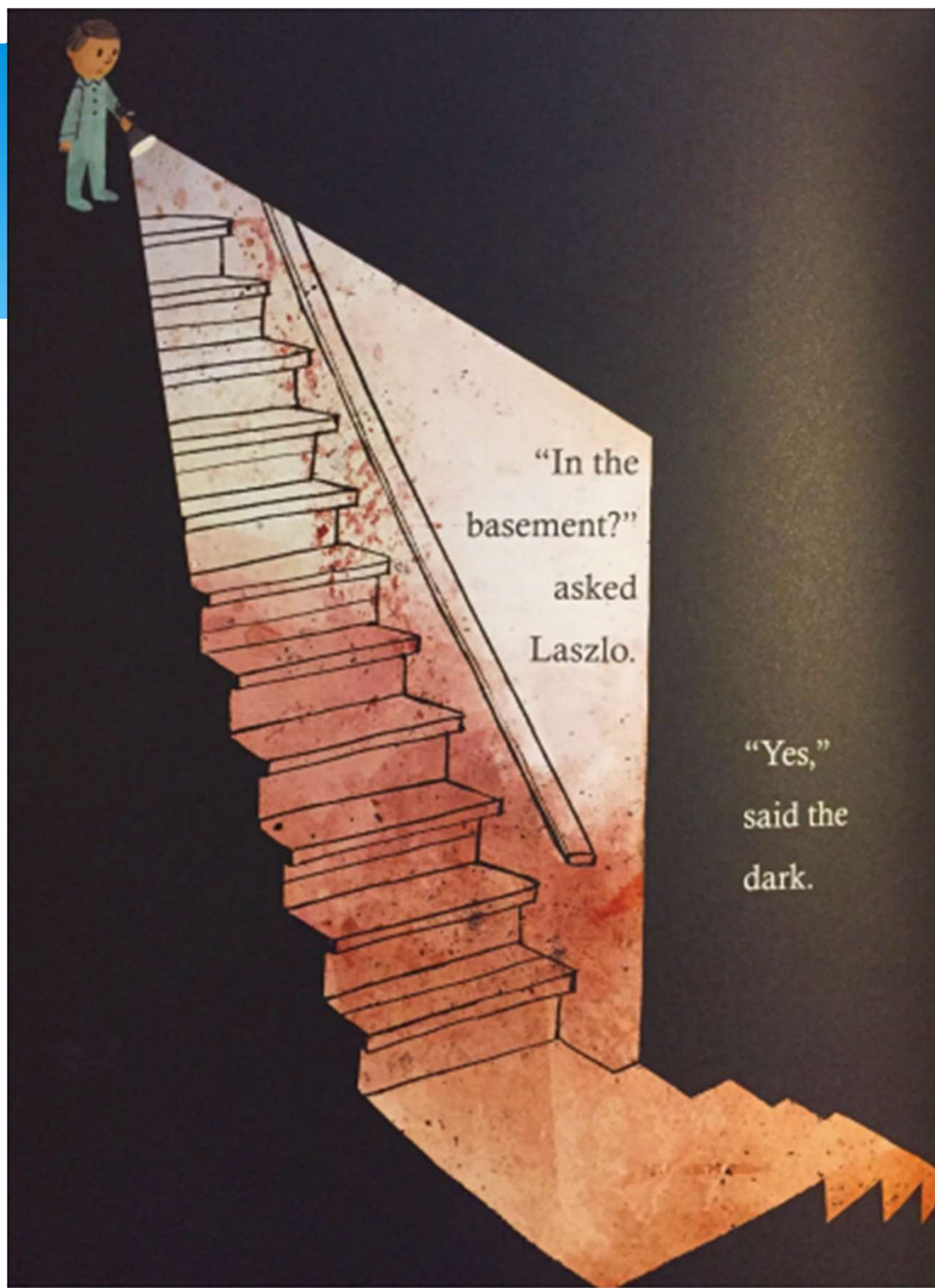
“No, no,” said the dark again.

“Not there.”









"In the  
basement?"  
asked  
Laszlo.

"Yes,"  
said the  
dark.

Laszlo had never dared come to the  
dark's room at night.

"Come closer," said the dark.





Laszlo came closer.





“Even closer,”  
said the dark.



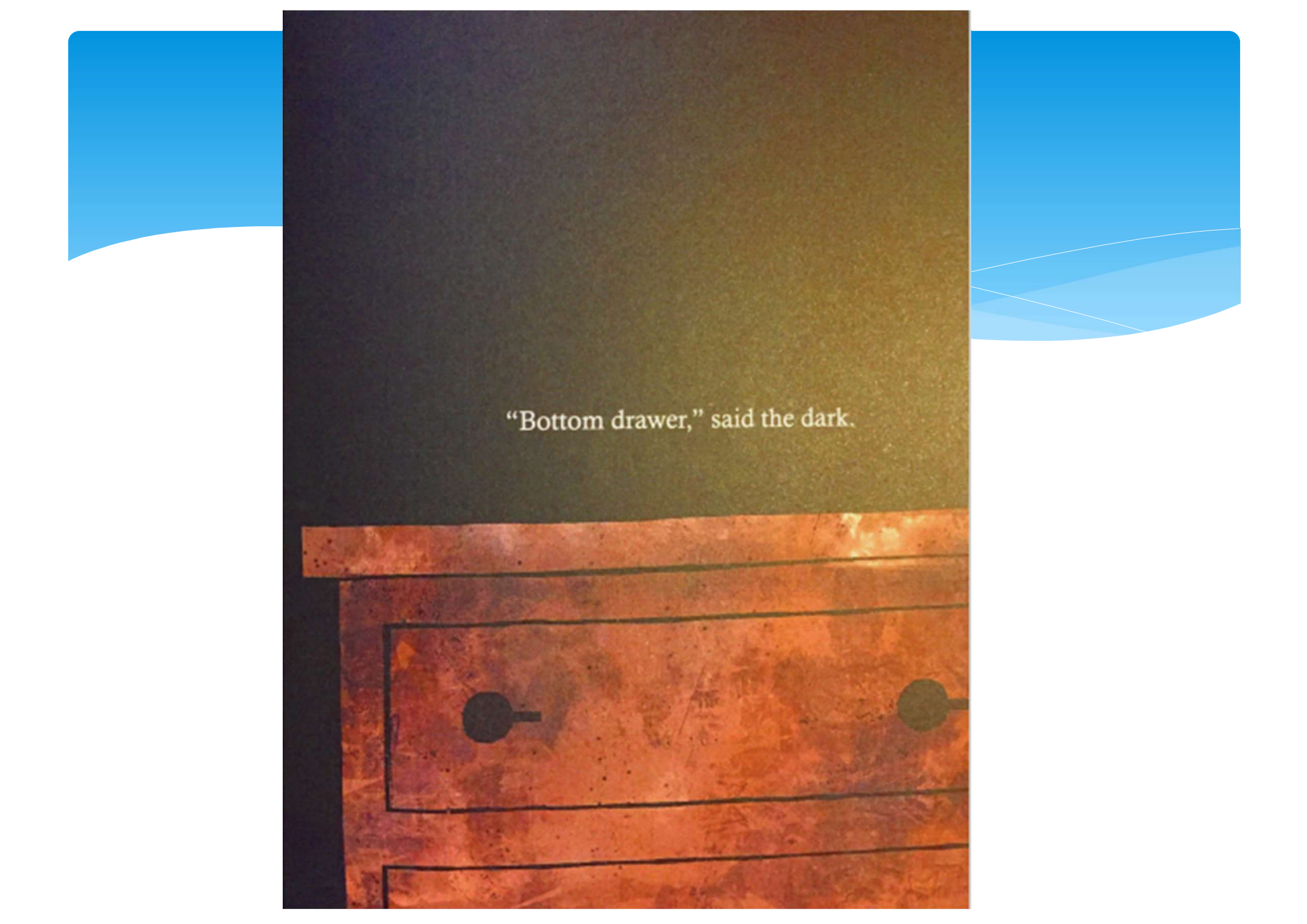
You might be afraid of the dark, but the dark is not afraid of you. That's why the dark is always close by.

The dark peeks round the corner and waits behind the door, and you can see the dark up in the sky almost every night, gazing down at you as you gaze up at the stars.

Without a creaky roof, the rain would fall on your bed, and without a smooth, cold window, you could never see outside, and without a flight of stairs, you could never go into the basement, where the dark spends its time.

Without a cupboard, you would have nowhere to put your shoes, and without a shower curtain, you would splash water all over the bathroom, and without the dark, everything would be light, and you would never know if you needed a lightbulb.





"Bottom drawer," said the dark.

“What?”

“Bottom drawer,”  
said the dark.

“Open the bottom  
drawer.”

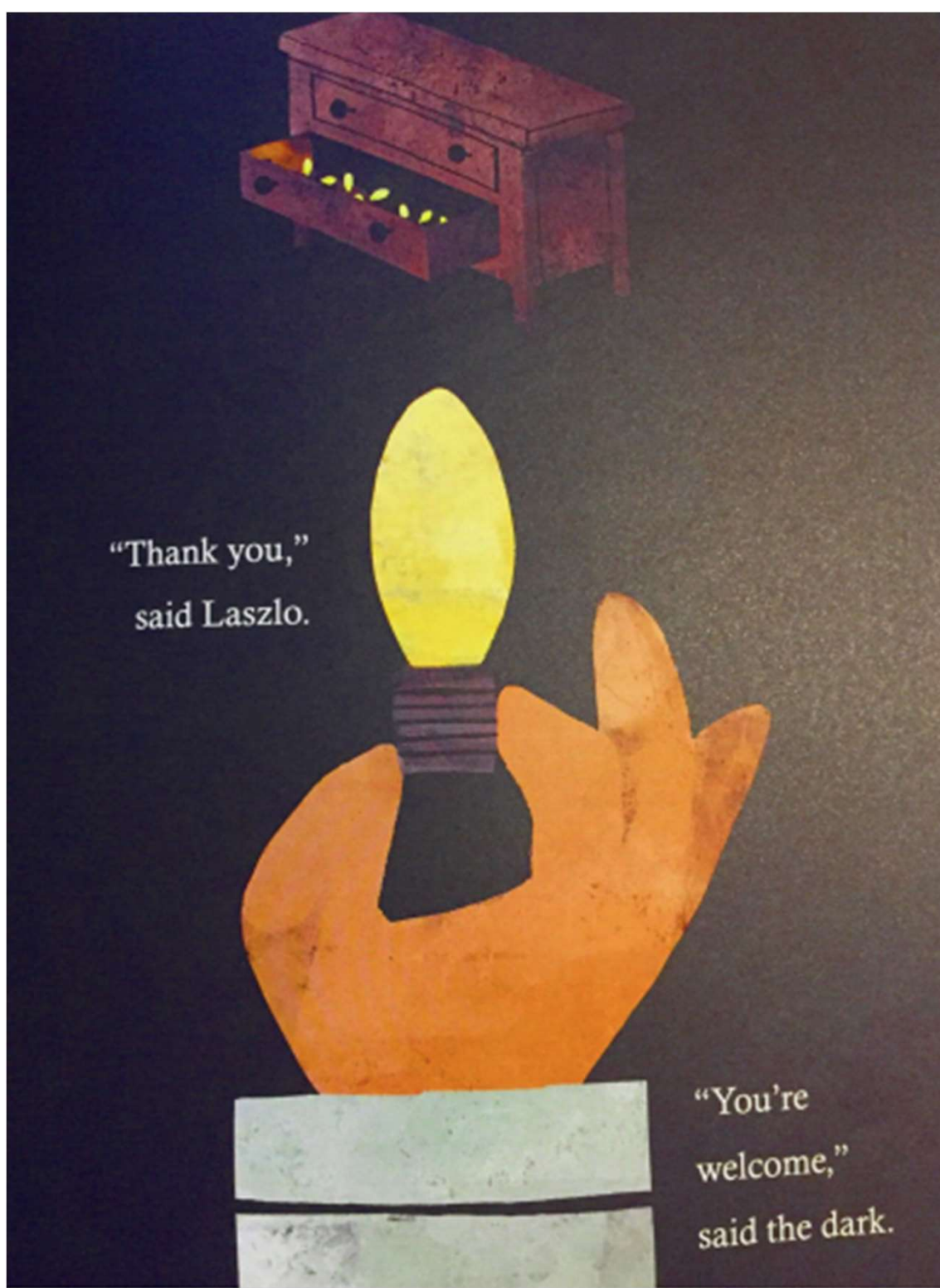





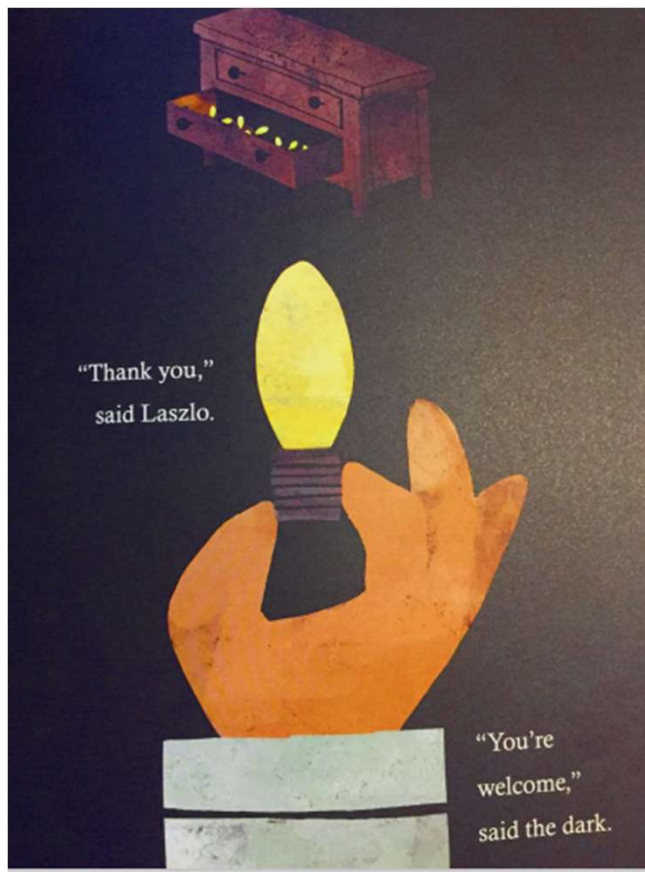
# Prediction time...

- \* Predict what might be in the drawer.
- \* Explain your thinking to a partner.
- \* Draw your ideas in the picture of an open drawer.






What is the  
significance of the  
light bulb?



What must have happened?  
What does the offer of the light bulbs say about the dark?  
What do you think of the dark now?  
What makes you think that?  
Did the dark visit his room or did the light leave?  
Is there a difference?



By the time Laszlo got back into bed,  
the dark was no longer in his room,  
except when he closed his eyes to go to sleep.







The next morning,  
Laszlo visited the  
dark in the  
basement.

"Hi," he said.

"Hi, dark."






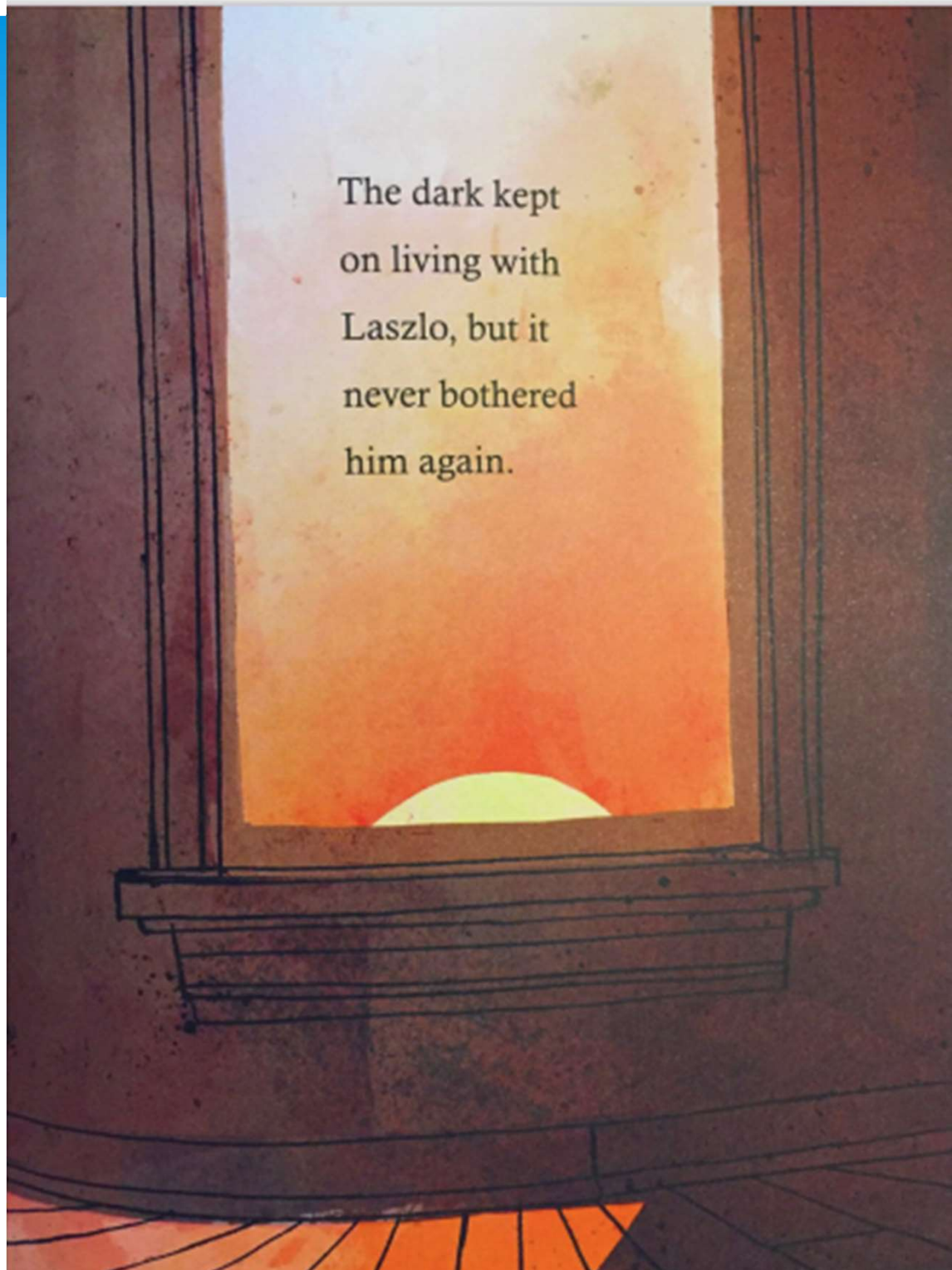
The dark didn't answer,  
but the bottom  
drawer was still  
open, so it looked  
like something in the  
corner was smiling.







The dark kept  
on living with  
Laszlo, but it  
never bothered  
him again.



# How does Lazlo feel about the dark by the end of the story?

- \* Create a role on the wall for the dark.
- \* Have you got any new thoughts about the dark?
- \* Has anyone changed their mind about being afraid of the dark?

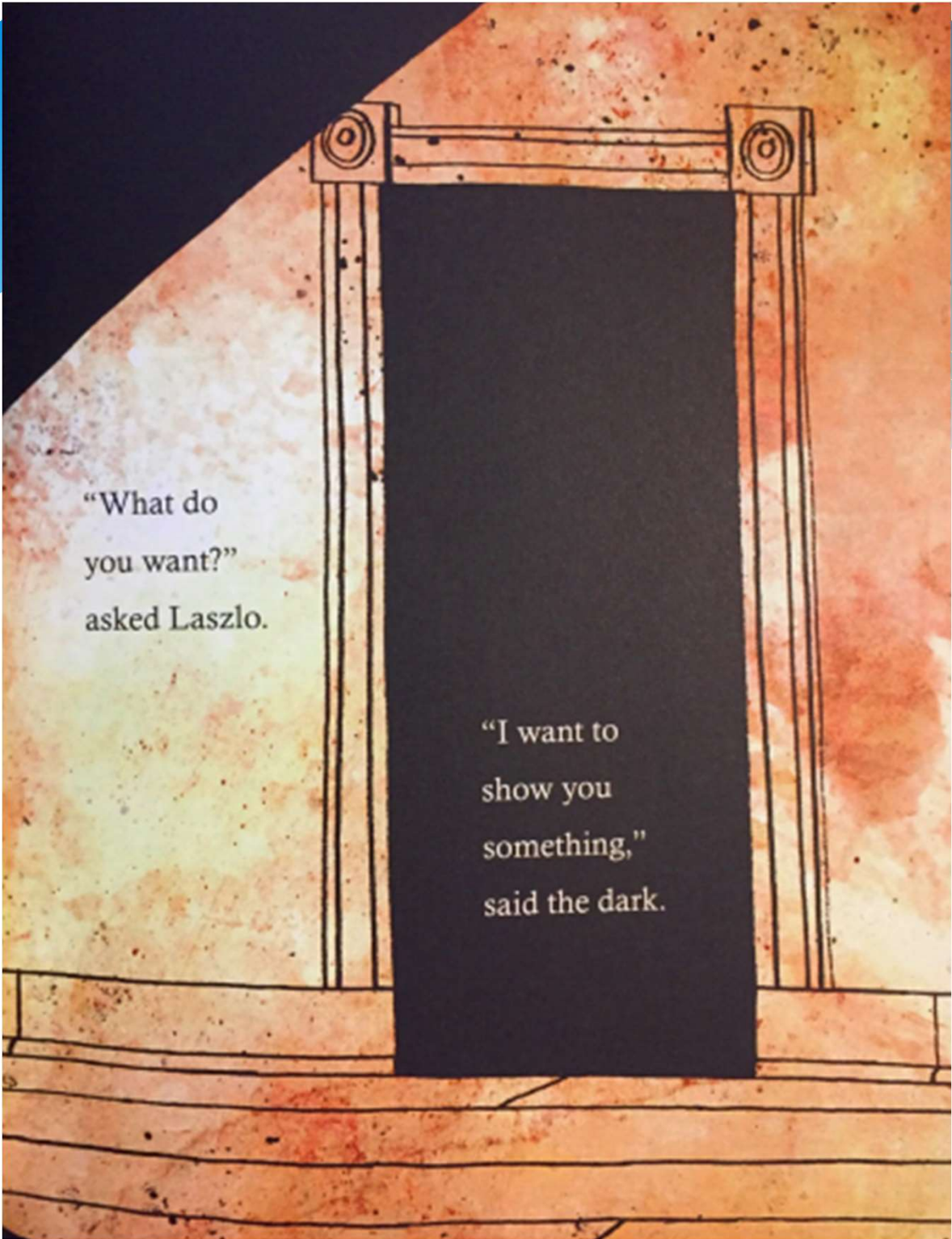


# Week 1 Thursday

- \* Learning Outcome / Objective
- \* I can read with fluency and confidence.
- \* I can recognise the emotions of characters.

The voice of the dark was as creaky  
as the roof of the house, and as smooth and  
cold as the windows, and even though the dark  
was right next to Laszlo, the  
voice seemed very far away.





“What do  
you want?”  
asked Laszlo.

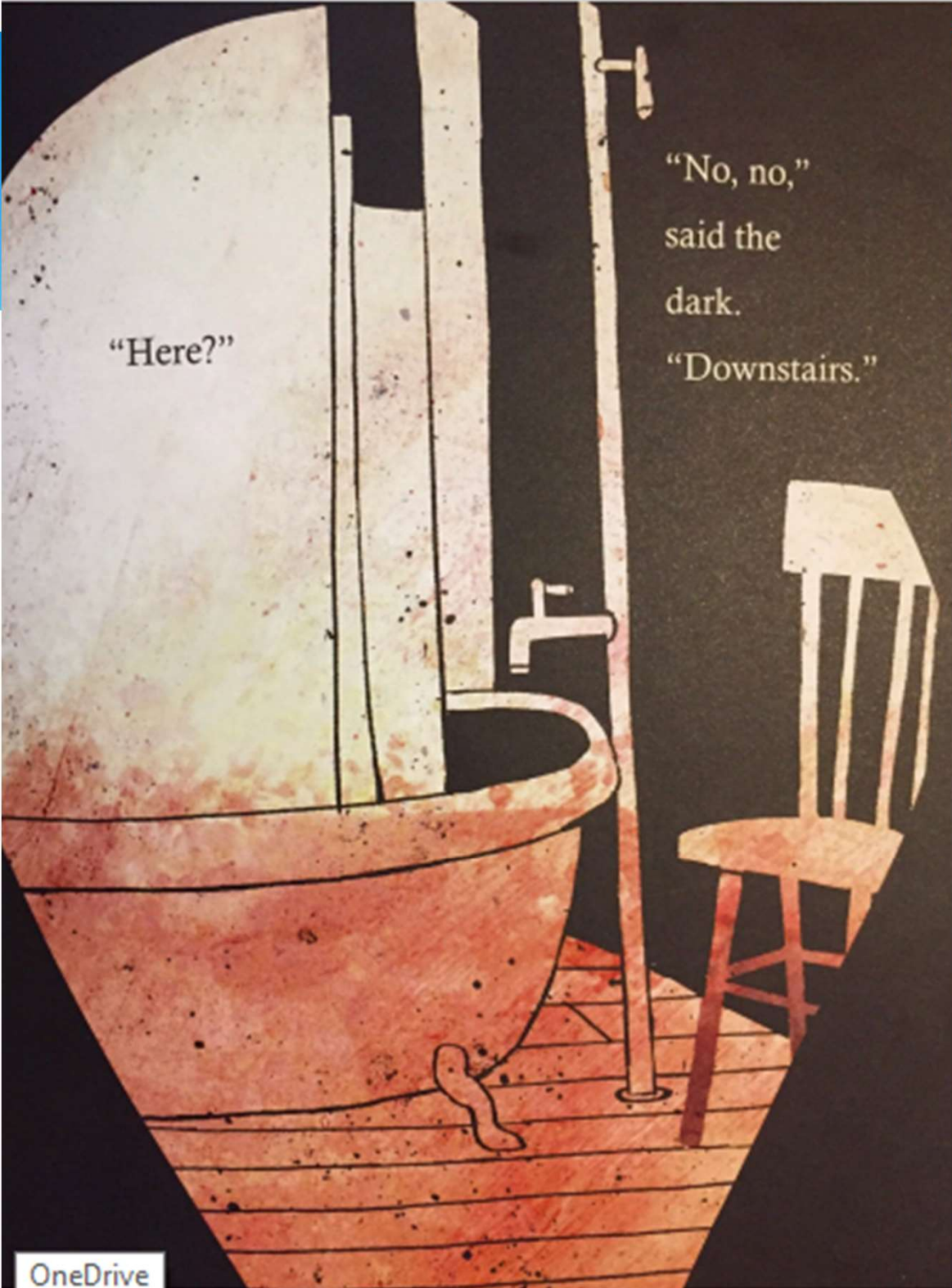
“I want to  
show you  
something,”  
said the dark.



"In  
here?"

"No,"  
said the  
dark.






"Here?"

"No, no,"  
said the  
dark.

"Downstairs."







"Yes,"  
said the  
dark.



the biggest window  
in the house.

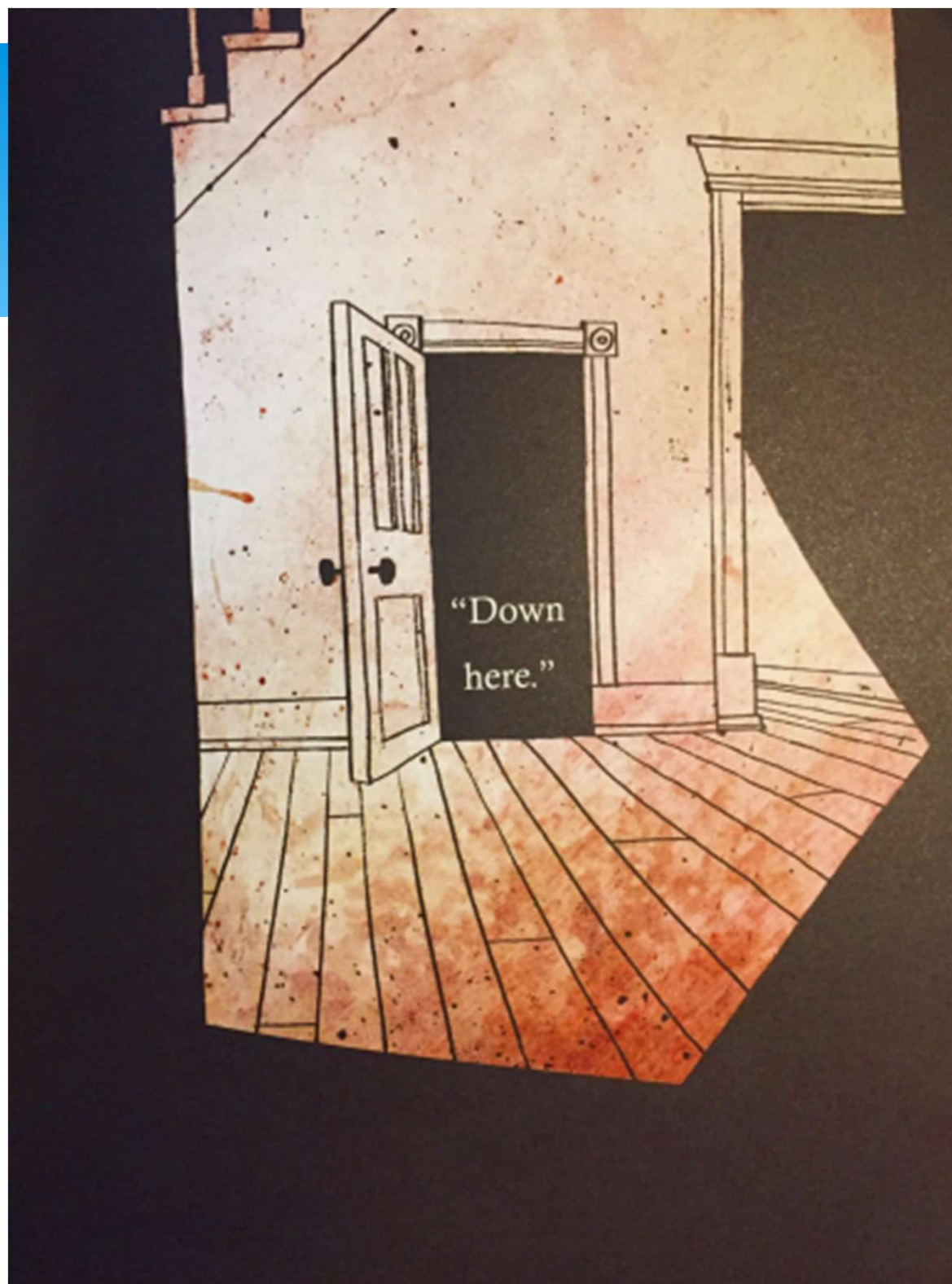
Laszlo looked out at all the  
dark outside. Above him  
the roof creaked, and he  
closed his eyes. Now the  
dark was all Laszlo could see.

“No, no,” said the dark again.

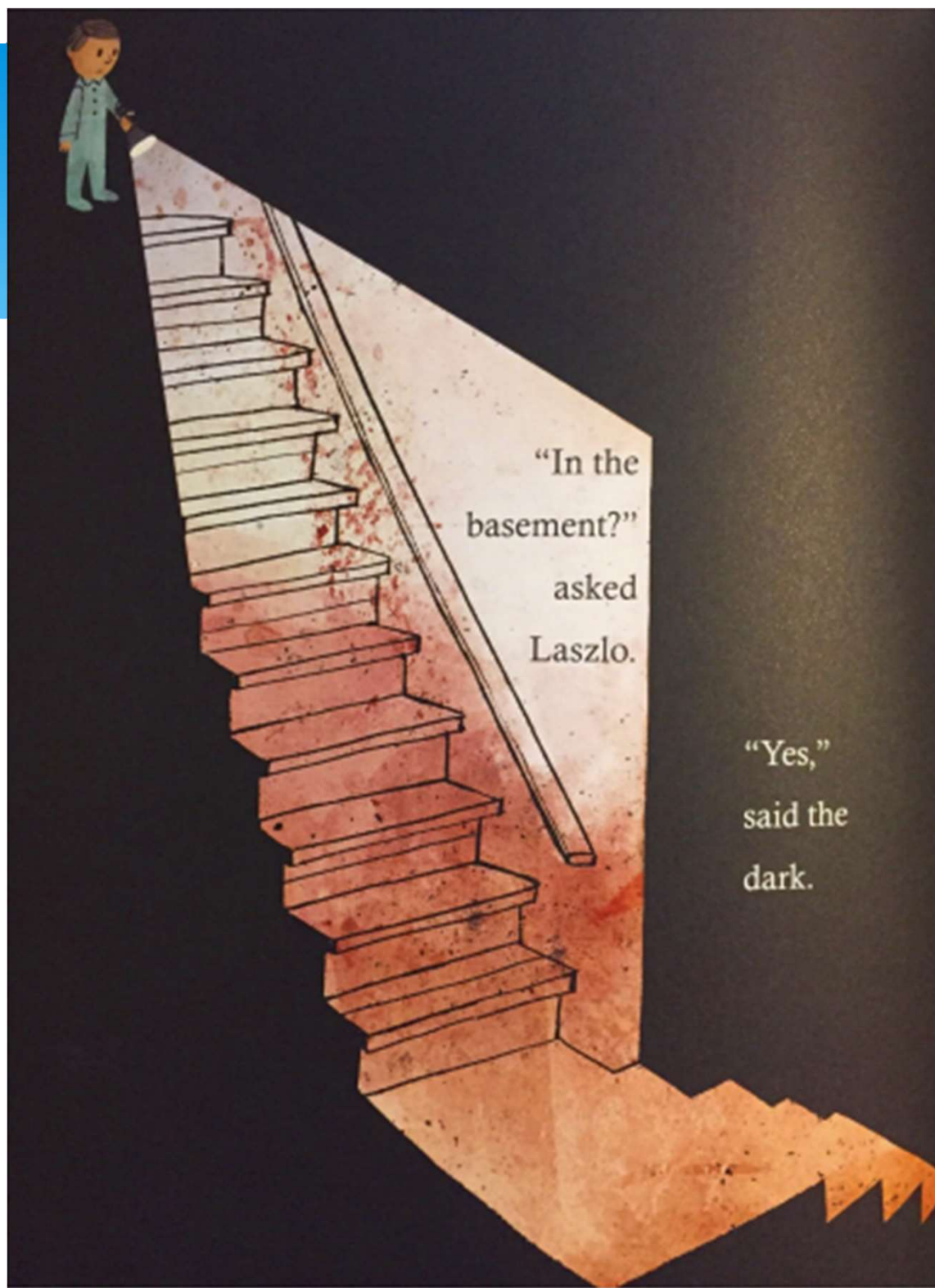
“Not there.”











"In the  
basement?"  
asked  
Laszlo.

"Yes,"  
said the  
dark.

Laszlo had never dared come to the  
dark's room at night.

"Come closer," said the dark.



Laszlo came closer.





“Even closer,”  
said the dark.



# Think about how you would say these phrases...

- \* 'as creaky as the roof of the house'
- \* 'as smooth and cold as the windows'
- \* 'very far away'
- \* 'Come closer'

Practice reading these to a partner.

# How is Lazlo feeling throughout the book?





# Did you think about...

## Fear? Curiosity? Relief? Calm?

- \* Prepare a readers' theatre script for this section of the book.
- \* Roles - the dark, Lazlo and the narrator.
- \* Can you add some 'special/creative' effects?
- \* Practise together.
- \* Perform to the class.
- \* Feedback on creativity.

# Week 1 Friday

- \* Learning Outcome / Objective
- \* I can build suspense.
- \* I can sequence a story.



# THE DARK

BY LEMONY SNICKET

ILLUSTRATED BY JON KLASSEN



# THE DARK

BY  
LEMONY SNICKET

ILLUSTRATED BY  
JON KLASSEN



Laszlo was  
afraid of  
the dark.

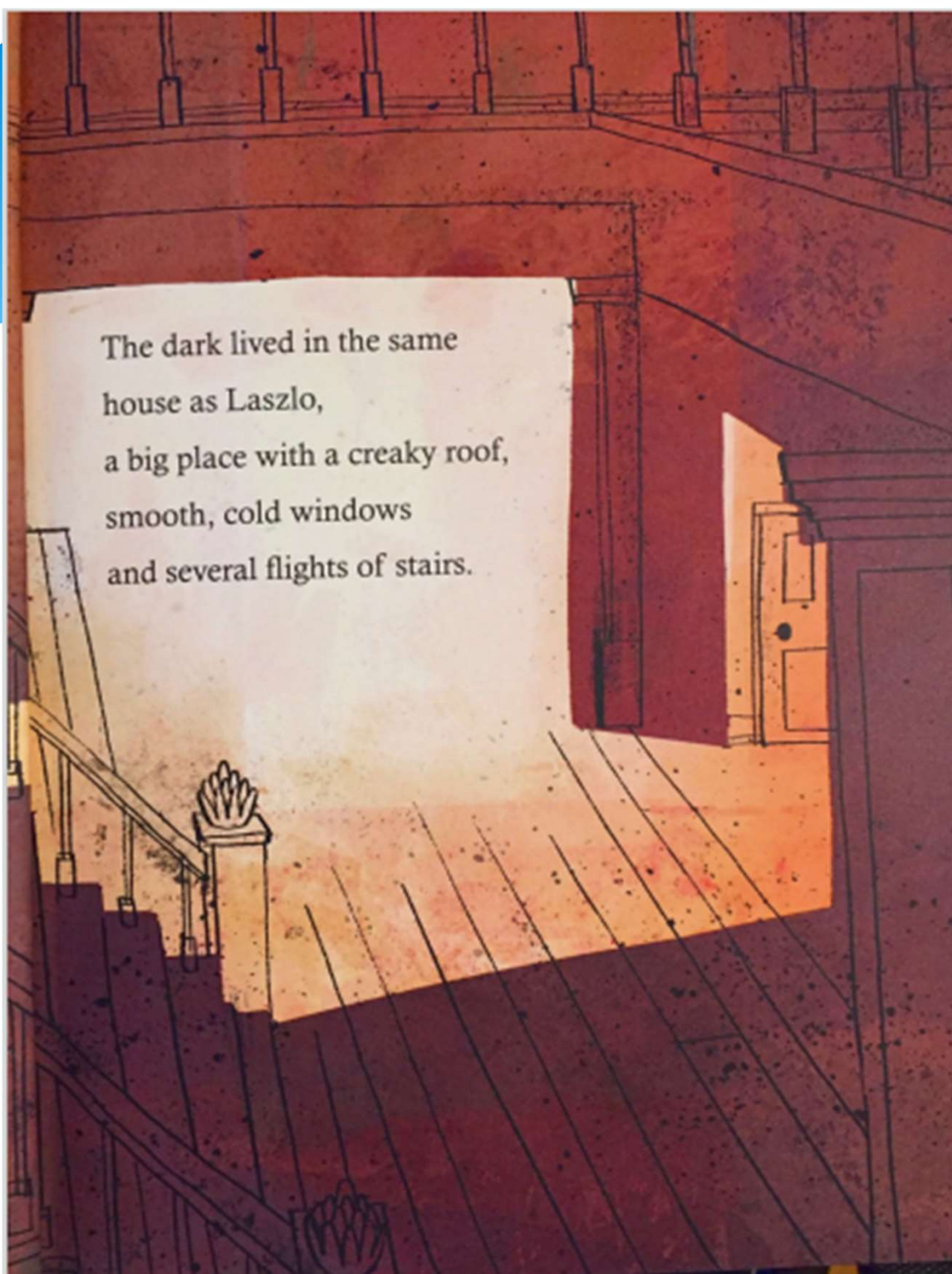









The dark lived in the same  
house as Laszlo,  
a big place with a creaky roof,  
smooth, cold windows  
and several flights of stairs.







The dark lived in the same  
house as Laszlo,  
a big place with a creaky roof,  
smooth, cold windows,  
and several sets of stairs.




Sometimes  
the dark hid  
in the cupboard.



Sometimes  
it sat behind  
the shower curtain.



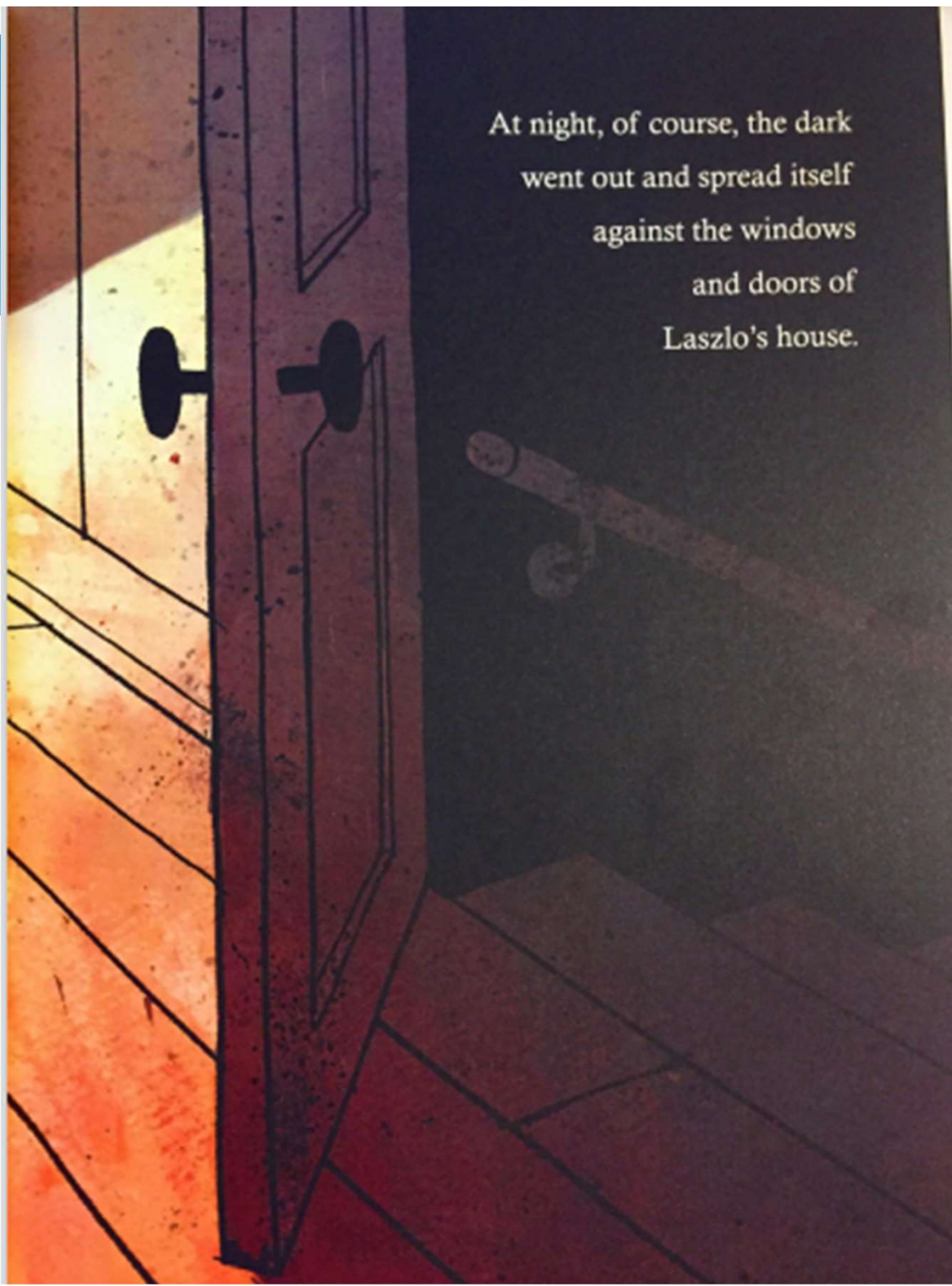
The background of the page is a stylized illustration of a basement floor. It features several parallel wooden planks running diagonally from the bottom left towards the top right. In the upper right corner, there is a brown wooden structure, possibly a staircase or a set of lockers, with some vertical lines indicating panels or doors. The floor is light-colored with small dark specks scattered across it. The entire page is framed by a blue decorative border on the left and right sides, with a wavy line separating the blue from the white background.

But mostly it spent its  
time in the basement.

All day long the dark would  
wait in a distant corner, far  
from the squeaks and rattles  
of the washing machine,  
pressed up against some old,  
damp boxes and a chest of  
drawers nobody ever opened.




At night, of course, the dark  
went out and spread itself  
against the windows  
and doors of  
Laszlo's house.





But in the morning  
the dark would be  
back in the basement,  
where it belonged.  
Laszlo would peek at the  
dark every morning.



"Hi,"  
he would say.  
"Hi, dark."



Laszlo thought that  
if he visited the dark  
in the dark's room,  
maybe the dark  
wouldn't come and  
visit him in his room.

But one night –







it did.



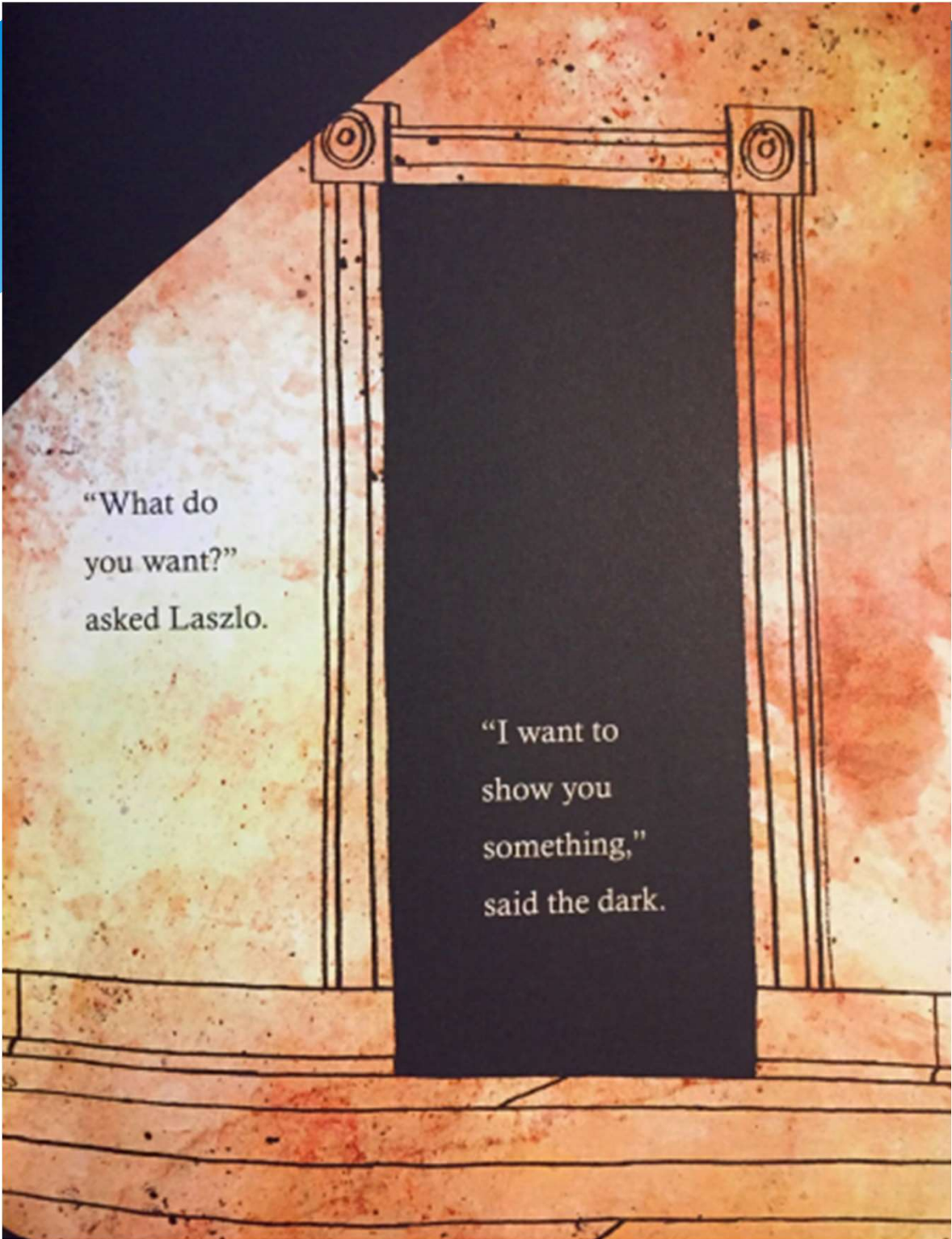
“Laszlo,” the dark said,  
in the dark.





The voice of the dark was as creaky  
as the roof of the house, and as smooth and  
cold as the windows, and even though the dark  
was right next to Laszlo, the  
voice seemed very far away.

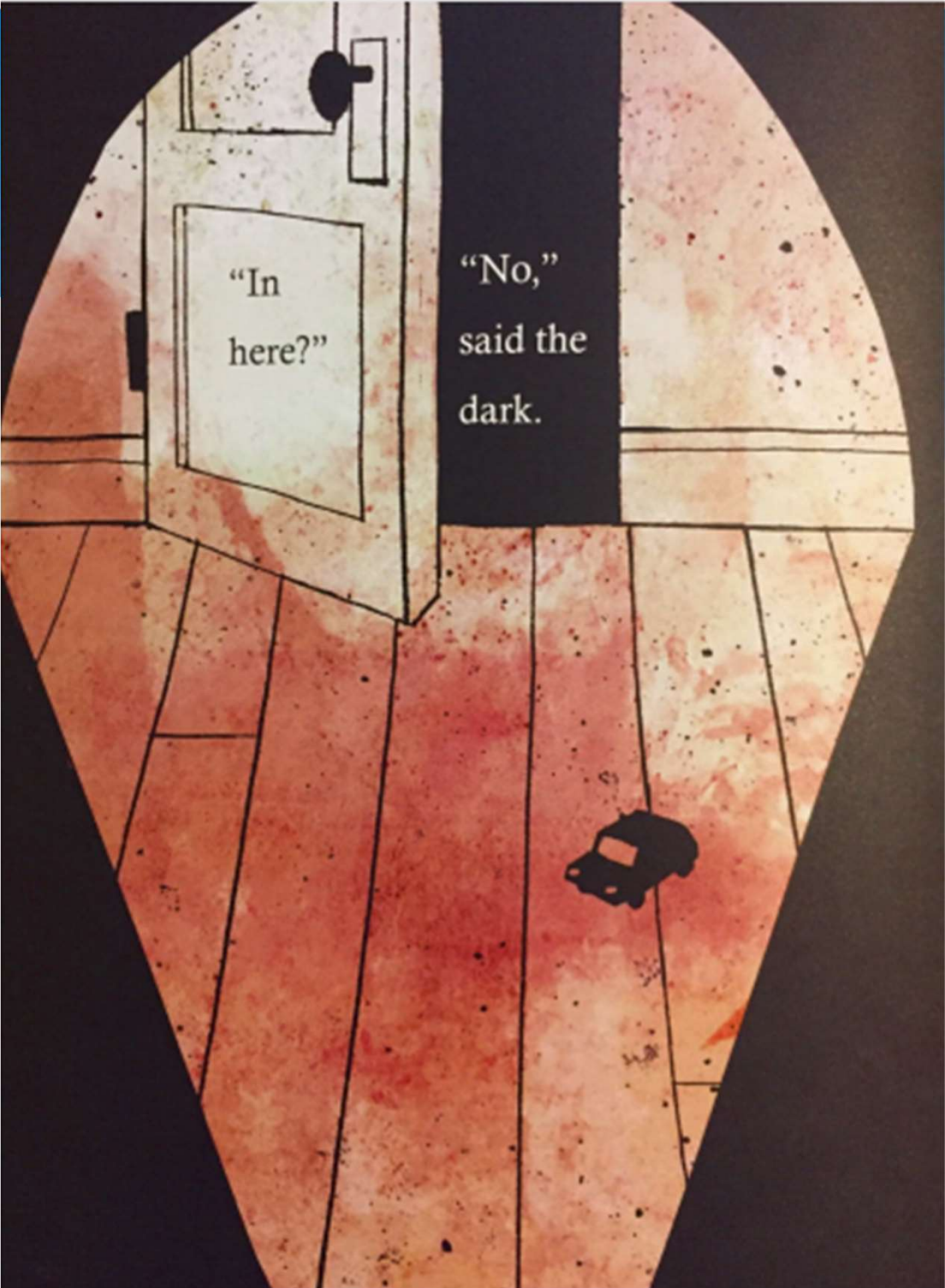




“What do  
you want?”  
asked Laszlo.

“I want to  
show you  
something,”  
said the dark.




A circular illustration of a room. On the left, a white door is slightly ajar, revealing a dark interior. The door has a black handle and a small rectangular panel. The floor is made of wooden planks, colored in shades of orange and red. A small, dark-colored car is parked on the floor in the lower right quadrant. The background is a solid dark color. The entire scene is framed within a circular border.

"In  
here?"

"No,"  
said the  
dark.






"Here?"


"No, no,"  
said the  
dark.

"Downstairs."





"Yes,"  
said the  
dark.





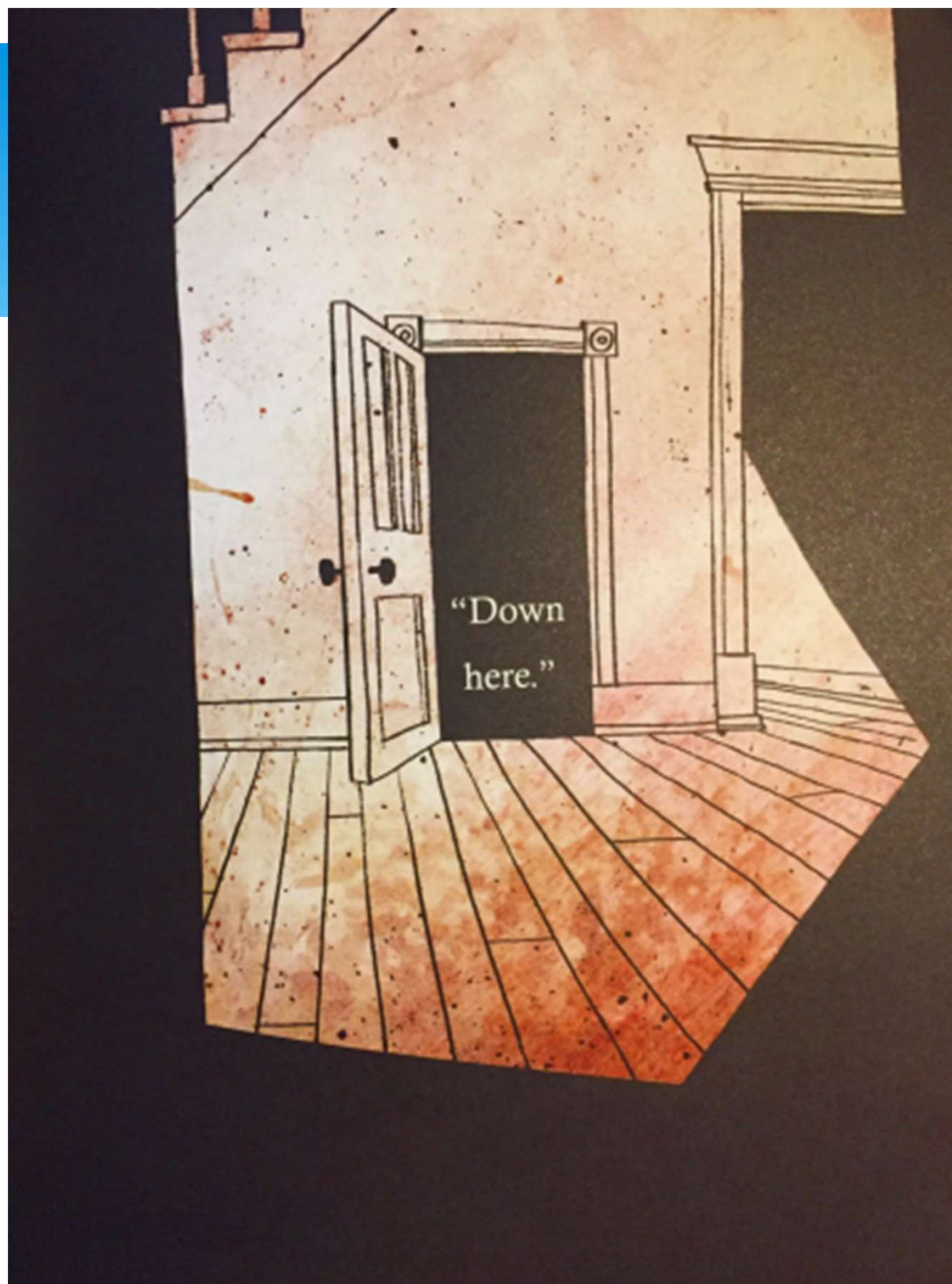
the biggest window  
in the house.

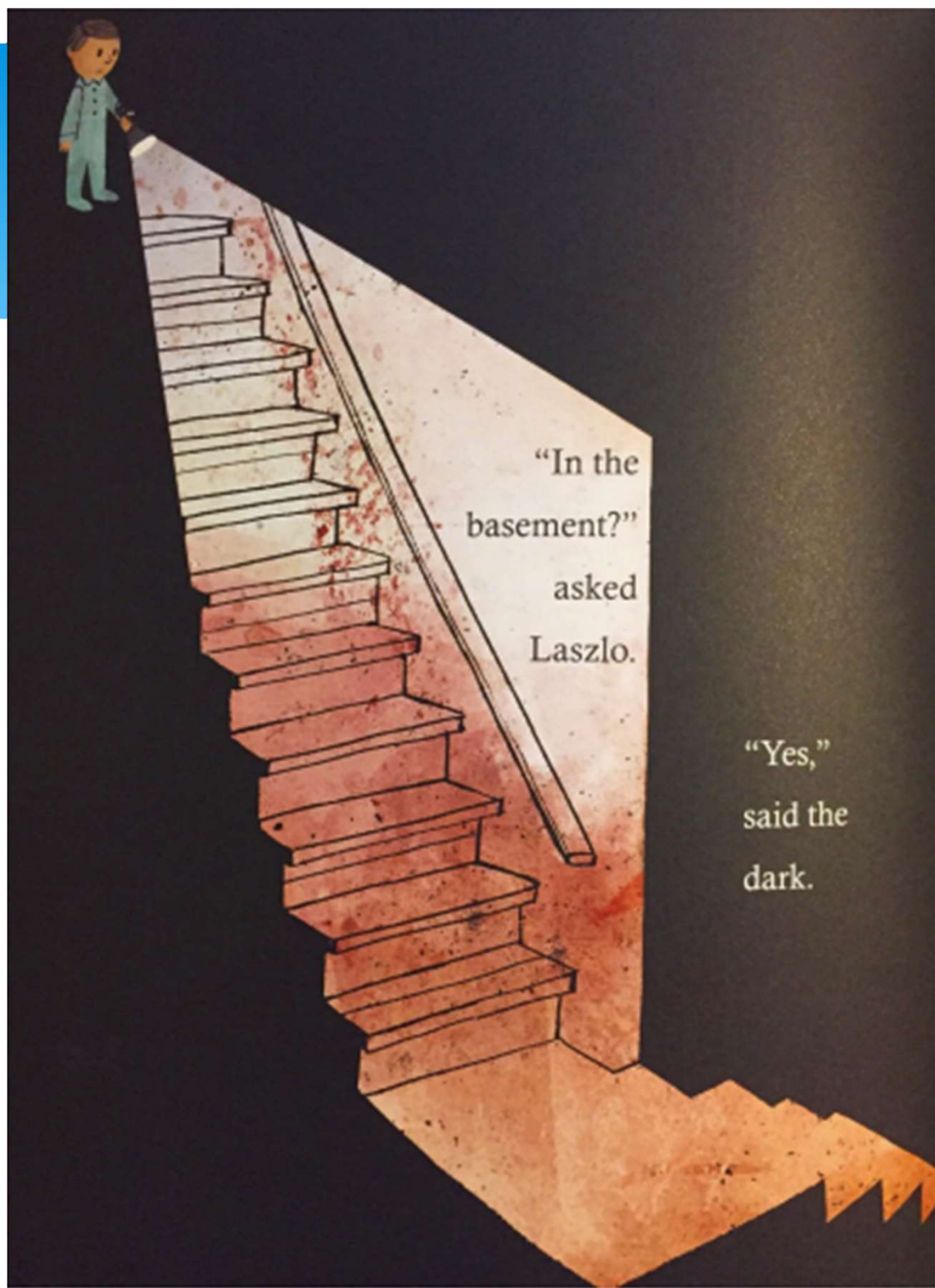
Laszlo looked out at all the  
dark outside. Above him  
the roof creaked, and he  
closed his eyes. Now the  
dark was all Laszlo could see.

“No, no,” said the dark again.

“Not there.”







"In the  
basement?"  
asked  
Laszlo.

"Yes,"  
said the  
dark.



Laszlo had never dared come to the  
dark's room at night.

"Come closer," said the dark.



Laszlo came closer.





“Even closer,”  
said the dark.



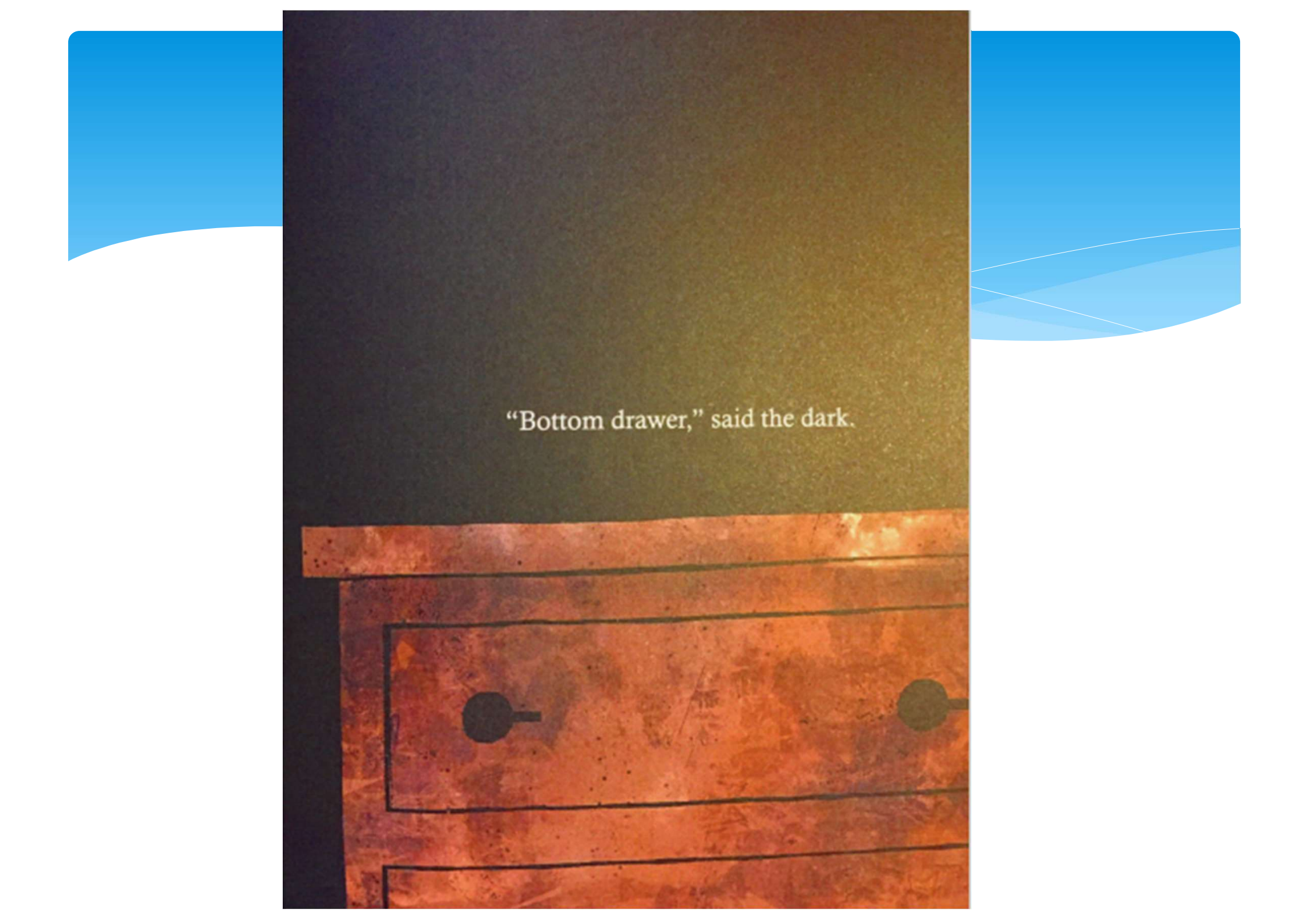


You might be afraid of the dark, but the dark is not afraid of you. That's why the dark is always close by.

The dark peeks round the corner and waits behind the door, and you can see the dark up in the sky almost every night, gazing down at you as you gaze up at the stars.

Without a creaky roof, the rain would fall on your bed, and without a smooth, cold window, you could never see outside, and without a flight of stairs, you could never go into the basement, where the dark spends its time.

Without a cupboard, you would have nowhere to put your shoes, and without a shower curtain, you would splash water all over the bathroom, and without the dark, everything would be light, and you would never know if you needed a lightbulb.



"Bottom drawer," said the dark.




“What?”

“Bottom drawer,”  
said the dark.

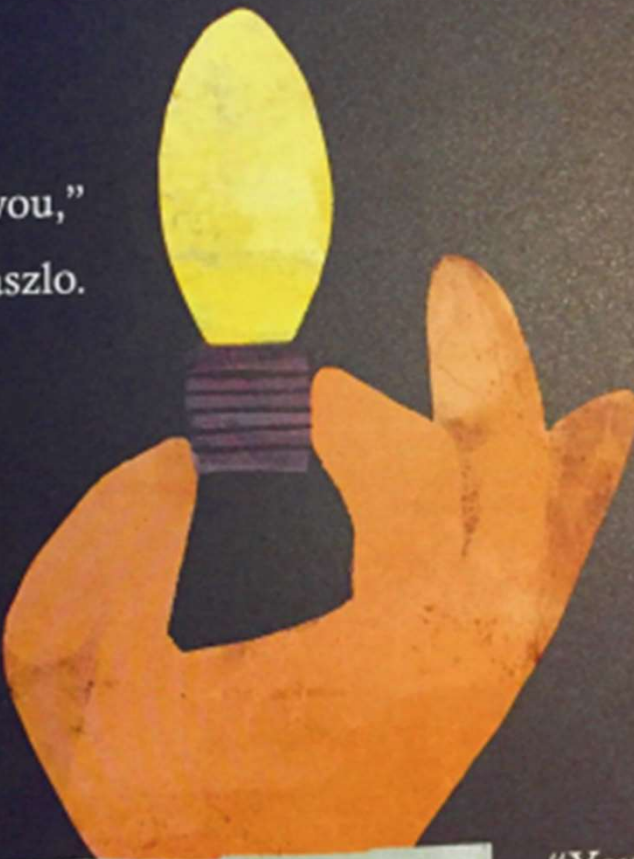
“Open the bottom  
drawer.”








"Thank you,"  
said Laszlo.



"You're  
welcome,"  
said the dark.

By the time Laszlo got back into bed,  
the dark was no longer in his room,  
except when he closed his eyes to go to sleep.










The next morning,  
Laszlo visited the  
dark in the  
basement.


"Hi," he said.

"Hi, dark."



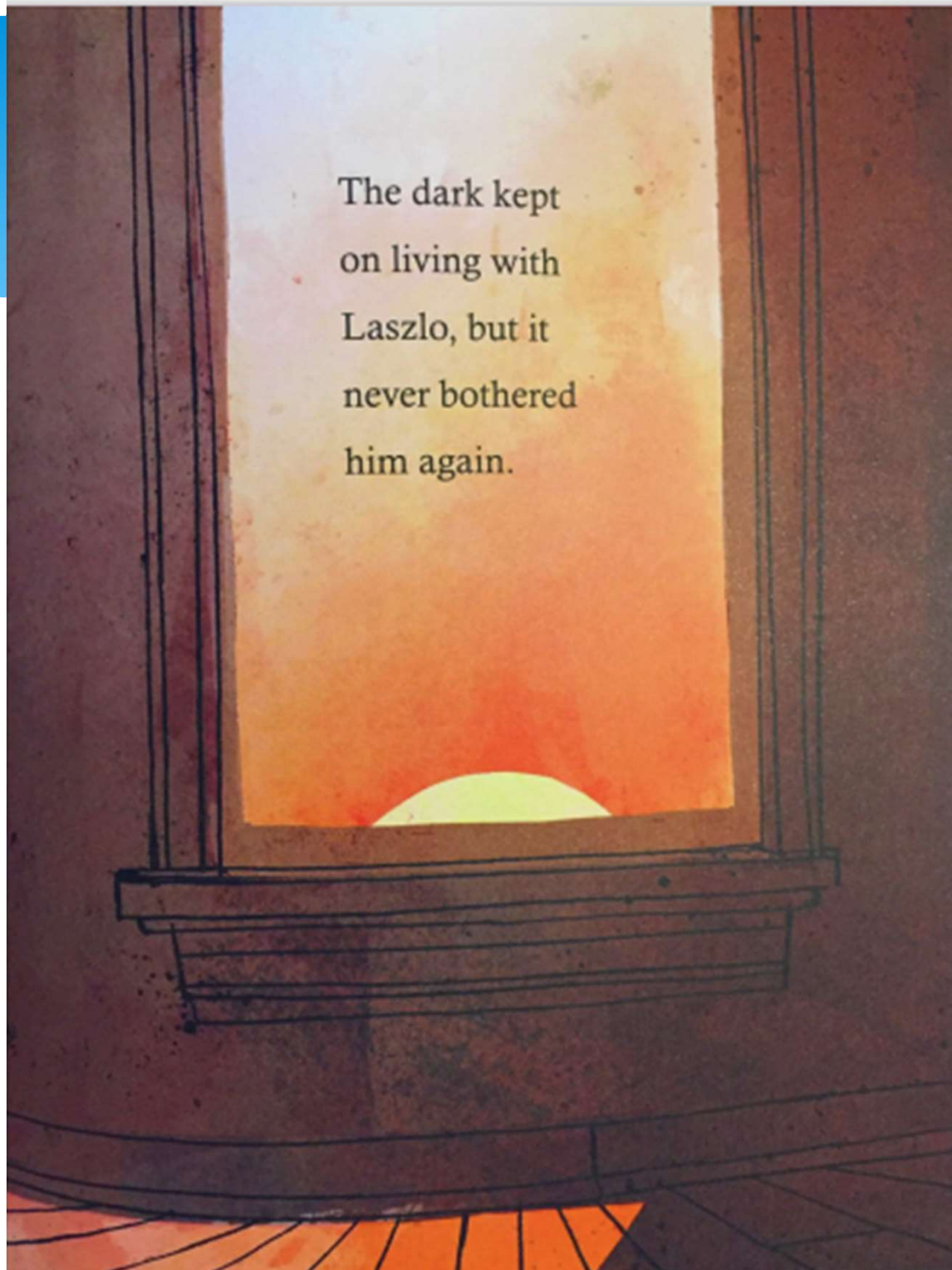
The dark didn't answer,  
but the bottom  
drawer was still  
open, so it looked  
like something in the  
corner was smiling.







The dark kept  
on living with  
Laszlo, but it  
never bothered  
him again.



# Lazlo was afraid of the dark...

- \* Think about Lazlo throughout the story and add to his role on the wall.

# Role on the wall...





# Creating suspense...

- \* In Lazlo's living room...',
- \* 'Above him the roof creaked...',
- \* 'In the basement...',
- \* 'Even closer.'

Oh no, I got muddled. Can you help  
sequence the story.



That's better. Can you now retell the story in order from the pictures?





# Week 2 Monday, Tuesday and Wednesday

- \* Learning Outcome / Objective
- \* I can plan a story through a map as a class.
- \* I can explain how a character is feeling.
- \* I can share ideas and collaborate.

# The dark – model 250ish words

Laszlo was afraid of the dark. The dark lived in the same house as Lászlo. Sometimes the dark hid in the cupboard. Sometimes it sat behind the shower curtain. But mostly it spent its time in the basement. At night, the dark went out and spread itself against the windows and doors of Lászlo's house. But in the morning the dark would be back in the basement, where it belonged.

Lászlo would peek at the dark every morning and say hello. He hoped that if he visited the dark in the dark's room, then maybe the dark wouldn't come and visit him in his room. But one night... it did.

"Lászlo," the dark said, in the dark. Lászlo felt afraid and answered the dark. It told him to go downstairs and visit him in the basement. At the back of the basement there was a set of drawers. The dark told Lászlo to look in the bottom drawer. Shaking with fear, Lászlo slowly opened it.

There in the drawer lay a lightbulb that would fit perfectly into Lászlo's night light.

"Thank you," said Lászlo.

"You're welcome," said the dark.

By the time Lászlo got back into bed, the dark was no longer in his room, except when he closed his eyes to go to sleep.

The next morning, Lászlo visited the dark in the basement to say hello, but it didn't say hello back. The bottom drawer was still open and made it look like something in the corner was smiling. The dark kept on living with Lászlo, but it never bothered him again.

# Shared writing... planning

Opening	Build-up	Problem	Resolution	Ending
(Picture)	(Picture)	(Picture)	(Picture)	(Picture)
Introduce Laszlo and dark	Wanting to be friends	Light going out	Finding bulb and thinking friends	Using bulb so not friends – dark upset



# Ideas for how to write from dark view point

The dark knew that Laszlo was afraid of him. They lived together in the same house so the dark tried hard to keep out of Laszlo's way. He did not want Laszlo to feel so afraid so most of the time the dark kept himself in the basement.

Every morning, the dark would hear Laszlo open the basement door and say a very nervous hello to him. The dark had no idea why Laszlo did this, but it made the dark feel happy to have someone say hello. The dark felt that Laszlo wanted to be friends, but was just too scared. Every night Laszlo put on his little night-light, and this stopped the dark from coming into his room to say hello and be friends. One night, the light bulb stopped working.

The dark crept into Laszlo's room to say hello. He saw how upset Laszlo was that his light was not working so he decided to help him. That's what friends do, they help each other. So the dark helped Laszlo find another bulb for his light. He led him down the stairs, into the basement and to the drawer that held all of the spare bulbs.

When Laszlo saw the bulbs, he smiled and this made the dark feel so happy. They really were friends.

"Thank you," said Laszlo.

"You're welcome," said the dark.

The dark went back upstairs to make sure Laszlo got back safely into bed. He watched as the light went back on. This made the dark sad because it meant Laszlo had chosen to not be together in his room. The dark realised that Laszlo was not really his friend, or he would have kept the light off.

When Laszlo tried to say hello again the next day, the dark really wanted to speak to him. He didn't reply though. He knew Laszlo didn't really want to be friends as he kept going to visit him every night, but every night the light was still left on keeping the dark away. They never spoke to each other again.

- 
- \* Children to draw pictures and write own sentence for each in pairs / groups

# Week 2 Thursday

- \* Learning Outcome / Objective
- \* I can recognise plurals.



# The dark – model 250ish words

Laszlo was afraid of the dark. The dark lived in the same house as Laszlo. Sometimes the dark hid in the cupboard. Sometimes it sat behind the shower curtain. But mostly it spent its time in the basement. At night, the dark went out and spread itself against the windows and doors of Laszlo's house. But in the morning the dark would be back in the basement, where it belonged.

Laszlo would peek at the dark every morning and say hello. He hoped that if he visited the dark in the dark's room, then maybe the dark wouldn't come and visit him in his room. But one night... it did.

"Laszlo," the dark said, in the dark. Laszlo felt afraid and answered the dark. It told him to go downstairs and visit him in the basement. At the back of the basement there was a set of drawers. The dark told Laszlo to look in the bottom drawer. Shaking with fear, Laszlo slowly opened it.

There in the drawer lay a lightbulb that would fit perfectly into Laszlo's night light.

"Thank you," said Laszlo.

"You're welcome," said the dark.

By the time Laszlo got back into bed, the dark was no longer in his room, except when he closed his eyes to go to sleep.

The next morning, Laszlo visited the dark in the basement to say hello, but it didn't say hello back. The bottom drawer was still open and made it look like something in the corner was smiling. The dark kept on living with Laszlo, but it never bothered him again.

# Why have I highlighted these words?

Laszlo was afraid of the dark. The dark lived in the same house as Laszlo. Sometimes the dark hid in the **cupboard**. Sometimes it sat behind the shower curtain. But mostly it spent its time in the basement. At night, the dark went out and spread itself against the **windows** and **doors** of Laszlo's house. But in the morning the dark would be back in the basement, where it belonged.

Laszlo would peek at the dark every morning and say hello. He hoped that if he visited the dark in the dark's room, then maybe the dark wouldn't come and visit him in his room. But one night... it did.

"Laszlo," the dark said, in the dark. Laszlo felt afraid and answered the dark. It told him to go downstairs and visit him in the basement. At the back of the basement there was a set of drawers. The dark told Laszlo to look in the bottom drawer. Shaking with fear, Laszlo slowly opened it.

There in the **drawer** lay a lightbulb that would fit perfectly into Laszlo's night light.

"Thank you," said Laszlo.

"You're welcome," said the dark.

By the time Laszlo got back into bed, the dark was no longer in his room, except when he closed his eyes to go to sleep.

The next morning, Laszlo visited the dark in the basement to say hello, but it didn't say hello back. The bottom drawer was still open and made it look like something in the corner was smiling. The dark kept on living with Laszlo, but it never bothered him again.

# Draw these words from the text...

- \* Beds
- \* Windows
- \* Doors
- \* Drawers
- \* Cupboards
- \* Lights



# How were your pictures different?

- \* Bed
- \* Window
- \* Door
- \* Drawer
- \* Cupboard
- \* Light

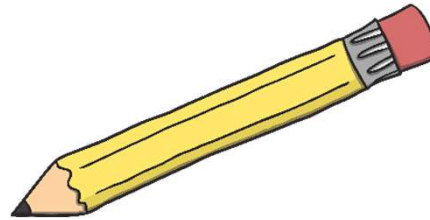
- Beds
- Windows
- Doors
- Drawers
- Cupboards
- Lights

# What is a noun?

A noun is a naming word.



dog



pencil




cat

# What is a plural?

Plural means 'more than one'.



one cat




three cats



Singular = 1

Plural = more than 1

One dog



Lots of dogs

One door



Lots of doors

One pencil




Lots of pencils

One lamp




Lots of lamps

We are going to look at two reasons why we need to add an -s to the end of words.



Trace the letter 's'  
in the air and then  
click here to find  
out more!

All of these words end  
with an 's' to show there  
is more than one of each  
thing. These are called  
**plurals.**






Try writing labels for these **plurals** on your whiteboards. Click on each one to check.

3 cups



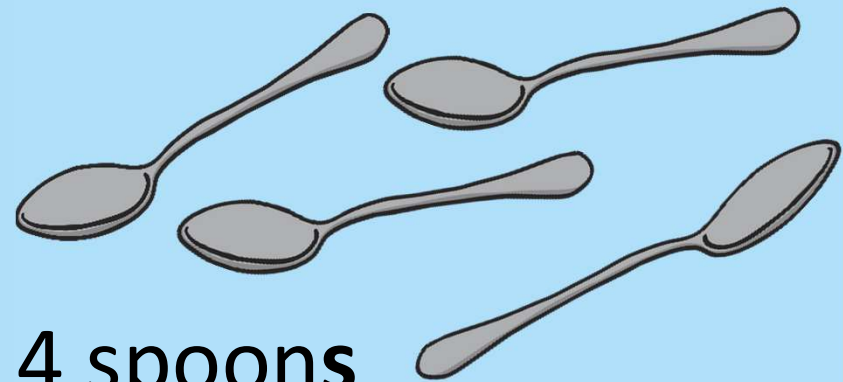
7 oranges



2 birds



4 spoons



Now look at this action word (**verb**).

walk walks

It has different endings depending on who is doing the action in the sentence.  
Click on the sentences with the right spelling of **walk** in them.

You w

park.



Whoops  
again

Great spelling!

We w

park.



Gina walks to the park.



The dog walks to the park.



rk.



They w



If a person or thing is doing the action, we add an –s to the verb. Don't add –s if the action is done by 'I...', 'You...', 'They...' or 'We...'.





Click on the right spelling for each of these verbs.

The hedgehog **sleeps** under a pile of leaves.

sleeps ✓

sleep ✗

We **spend** our pocket money in the sweet shop.

spend ✓

spends ✗

The bus **stops** outside my house.

stop ✗

stops ✓

You **look** pretty.

look ✓

looks ✗

Mr Whoops **thinks** the shopkeeper for his help.









thank ✗

thanks ✓

# Have a go...

## Make It Plural

Write the correct words next to the pictures in the boxes below.

Singular	Plural
	
	
	
	

# Week 2 Friday

- \* Learning Outcome / Objective
- \* I can recognise plurals.



# The dark – model 250ish words

Laszlo was afraid of the dark. The dark lived in the same house as Lászlo. Sometimes the dark hid in the cupboard. Sometimes it sat behind the shower curtain. But mostly it spent its time in the basement. At night, the dark went out and spread itself against the windows and doors of Lászlo's house. But in the morning the dark would be back in the basement, where it belonged.

Laszlo would peek at the dark every morning and say hello. He hoped that if he visited the dark in the dark's room, then maybe the dark wouldn't come and visit him in his room. But one night... it did.

"Laszlo," the dark said, in the dark. Lászlo felt afraid and answered the dark. It told him to go downstairs and visit him in the basement. At the back of the basement there was a set of drawers. The dark told Lászlo to look in the bottom drawer. Shaking with fear, Lászlo slowly opened it.

There in the drawer lay a lightbulb that would fit perfectly into Lászlo's night light.

"Thank you," said Lászlo.

"You're welcome," said the dark.

By the time Lászlo got back into bed, the dark was no longer in his room, except when he closed his eyes to go to sleep.

The next morning, Lászlo visited the dark in the basement to say hello, but it didn't say hello back. The bottom drawer was still open and made it look like something in the corner was smiling. The dark kept on living with Lászlo, but it never bothered him again.

# What is a noun? What is a plural?

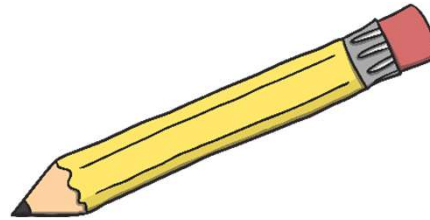
- \* Remember from yesterday.
- \* Talk to a partner about these words?
- \* Can you remember any from our model text?

# What is a noun?

A noun is a naming word.



dog



pencil



cat




# What is a plural?

Plural means 'more than one'.



one cat



three cats




There are lots of rules when changing words from singular to plural.

**BE CAREFUL!**


We are going to look at just two of the rules.

For most words we just add 's' to the end of it to change it into a plural.

one pear



three pears



desk → desks

book → books

pen → pens

month → months

train → trains

dog → dogs



If the word ends with one of these sounds...

sh

ch

ss

s


x

z


...then add 'es'

To change these words in to plurals, add 'es'.

one brush



two brushes



box → boxes

dish → dishes

glass → glasses

church → churches

Say what you see as the squares are taken away. Each picture is one of your **-s** or **-es** spellings.

Pick one numbered square at a time. Can you spot the 's' word that is illustrated in the picture? Discuss it with a partner.

How many squares did you need to reveal?



**SAY**  
What You  
**SEE**

**SAY**  
What You  
**SEE**

**SAY**  
What You  
**SEE**

**SAY**  
What You  
**SEE**

**SAY**  
What You  
**SEE**

**SAY**  
What You  
**SEE**

**SAY**  
What You  
**SEE**

**SAY**  
What You  
**SEE**

**SAY**  
What You  
**SEE**

**Reveal Answer**



Say what you see as the squares are taken away. Each picture is one of your **-s** or **-es** spellings.

Pick one numbered square at a time. Can you spot the 's' word that is illustrated in the picture? Discuss it with a partner.

How many squares did you need to reveal?



**SAY**  
What You  
**SEE**

**SAY**  
What You  
**SEE**

**SAY**  
What You  
**SEE**

**SAY**  
What You  
**SEE**

**SAY**  
What You  
**SEE**

**SAY**  
What You  
**SEE**

**SAY**  
What You  
**SEE**

**SAY**  
What You  
**SEE**

**SAY**  
What You  
**SEE**

**Reveal Answer**

Say what you see as the squares are taken away. Each picture is one of your **-s** or **-es** spellings.

Pick one numbered square at a time. Can you spot the 's' word that is illustrated in the picture? Discuss it with a partner.

How many squares did you need to reveal?



**SAY**  
What You  
**SEE**

**SAY**  
What You  
**SEE**

**SAY**  
What You  
**SEE**

**SAY**  
What You  
**SEE**

**SAY**  
What You  
**SEE**

**SAY**  
What You  
**SEE**

**SAY**  
What You  
**SEE**

**SAY**  
What You  
**SEE**

**SAY**  
What You  
**SEE**

**Reveal Answer**

Say what you see as the squares are taken away. Each picture is one of your **-s** or **-es** spellings.

Pick one numbered square at a time. Can you spot the 's' word that is illustrated in the picture? Discuss it with a partner.

How many squares did you need to reveal?



**SAY**  
What You  
**SEE**

**SAY**  
What You  
**SEE**

**SAY**  
What You  
**SEE**

**SAY**  
What You  
**SEE**

**SAY**  
What You  
**SEE**

**SAY**  
What You  
**SEE**

**SAY**  
What You  
**SEE**

**SAY**  
What You  
**SEE**

**SAY**  
What You  
**SEE**

**Reveal Answer**

Say what you see as the squares are taken away. Each picture is one of your **-s** or **-es** spellings.

Pick one numbered square at a time. Can you spot the 's' word that is illustrated in the picture? Discuss it with a partner.

How many squares did you need to reveal?



**SAY**  
What You  
**SEE**

**SAY**  
What You  
**SEE**

**SAY**  
What You  
**SEE**

**SAY**  
What You  
**SEE**

**SAY**  
What You  
**SEE**

**SAY**  
What You  
**SEE**

**SAY**  
What You  
**SEE**

**SAY**  
What You  
**SEE**

**SAY**  
What You  
**SEE**

**Reveal Answer**



Say what you see as the squares are taken away. Each picture is one of your **-s** or **-es** spellings.

Pick one numbered square at a time. Can you spot the 's' word that is illustrated in the picture? Discuss it with a partner.

How many squares did you need to reveal?



**SAY**  
What You  
**SEE**

**SAY**  
What You  
**SEE**

**SAY**  
What You  
**SEE**

**SAY**  
What You  
**SEE**

**SAY**  
What You  
**SEE**

**SAY**  
What You  
**SEE**

**SAY**  
What You  
**SEE**

**SAY**  
What You  
**SEE**

**SAY**  
What You  
**SEE**

**Reveal Answer**

# Week 3 Monday

- \* Learning Outcome / Objective
- \* I can understand the prefix 'un'.

# The dark – model 250ish words

Laszlo was afraid of the dark. The dark lived in the same house as Laszlo. Sometimes the dark hid in the cupboard. Sometimes it sat behind the shower curtain. But mostly it spent its time in the basement. At night, the dark went out and spread itself against the windows and doors of Laszlo's house. But in the morning the dark would be back in the basement, where it belonged.

Laszlo would peek at the dark every morning and say hello. He hoped that if he visited the dark in the dark's room, then maybe the dark wouldn't come and visit him in his room. But one night... it did.

"Laszlo," the dark said, in the dark. Laszlo felt afraid and answered the dark. It told him to go downstairs and visit him in the basement. At the back of the basement there was a set of drawers. The dark told Laszlo to look in the bottom drawer. Shaking with fear, Laszlo slowly opened it.

There in the drawer lay a lightbulb that would fit perfectly into Laszlo's night light.

"Thank you," said Laszlo.


"You're welcome," said the dark.

By the time Laszlo got back into bed, the dark was no longer in his room, except when he closed his eyes to go to sleep.

The next morning, Laszlo visited the dark in the basement to say hello, but it didn't say hello back. The bottom drawer was still open and made it look like something in the corner was smiling. The dark kept on living with Laszlo, but it never bothered him again.

# afraid

- \* Feeling of fear or worry





# unafraid

- \* Feeling brave



# What did 'un' do to the word afraid?

- \* Afraid – feeling of worry or fear
- \* Unafraid – feeling brave

# It made it the opposite.

- \* Afraid – feeling of worry or fear
- \* **Un**afraid – feeling brave




What do all of these words  
have in common?

unhappy

uncover

unkind

unable



They all begin with the prefix 'un'.



# What does the prefix 'un' mean?

unhappy

Not happy

unkind

Not kind

uncover

To take a cover  
off something



It means 'not' or the opposite of something.

Can you add 'un' to the beginning of these words to make new ones?

comfortable

**un**comfortable

certain

**un**certain

fair

**un**fair



Can you write a sentence for each of the 'un' words?

What other words can you think of that start with the prefix 'un'?



unusual

untrue

unhealthy

unclear



How many more can you come up with?

Add one of these 'un' words to complete each sentence:

unhappy

unkind

unhealthy

unwrap

It is \_\_\_\_\_ to eat too much chocolate.

It is \_\_\_\_\_ to call people names.

At Christmas, I \_\_\_\_\_ my presents.

I was very \_\_\_\_\_ when my friend moved schools.



# Week 3 Tuesday

- \* Learning Outcome / Objective
- \* I can plan my own story.

# The dark – model 250ish words

Laszlo was afraid of the dark. The dark lived in the same house as Lászlo. Sometimes the dark hid in the cupboard. Sometimes it sat behind the shower curtain. But mostly it spent its time in the basement. At night, the dark went out and spread itself against the windows and doors of Lászlo's house. But in the morning the dark would be back in the basement, where it belonged.

Laszlo would peek at the dark every morning and say hello. He hoped that if he visited the dark in the dark's room, then maybe the dark wouldn't come and visit him in his room. But one night... it did.

"Laszlo," the dark said, in the dark. Lászlo felt afraid and answered the dark. It told him to go downstairs and visit him in the basement. At the back of the basement there was a set of drawers. The dark told Lászlo to look in the bottom drawer. Shaking with fear, Lászlo slowly opened it.

There in the drawer lay a lightbulb that would fit perfectly into Lászlo's night light.

"Thank you," said Lászlo.

"You're welcome," said the dark.

By the time Lászlo got back into bed, the dark was no longer in his room, except when he closed his eyes to go to sleep.

The next morning, Lászlo visited the dark in the basement to say hello, but it didn't say hello back. The bottom drawer was still open and made it look like something in the corner was smiling. The dark kept on living with Lászlo, but it never bothered him again.

# Model a plan...

Opening	Build up	Problem	Resolution	Ending
Introduce character and setting	Introduce what they are afraid of	Have what they are afraid of arrive / happen	Have what they are afraid of behave kindly	Have character not afraid anymore

# Week 3 Wednesday

- \* Learning Outcome / Objective
- \* I can write my own story.



# The dark – model 250ish words

Laszlo was afraid of the dark. The dark lived in the same house as Lászlo. Sometimes the dark hid in the cupboard. Sometimes it sat behind the shower curtain. But mostly it spent its time in the basement. At night, the dark went out and spread itself against the windows and doors of Lászlo's house. But in the morning the dark would be back in the basement, where it belonged.

Laszlo would peek at the dark every morning and say hello. He hoped that if he visited the dark in the dark's room, then maybe the dark wouldn't come and visit him in his room. But one night... it did.

"Laszlo," the dark said, in the dark. Lászlo felt afraid and answered the dark. It told him to go downstairs and visit him in the basement. At the back of the basement there was a set of drawers. The dark told Lászlo to look in the bottom drawer. Shaking with fear, Lászlo slowly opened it.

There in the drawer lay a lightbulb that would fit perfectly into Lászlo's night light.

"Thank you," said Lászlo.

"You're welcome," said the dark.

By the time Lászlo got back into bed, the dark was no longer in his room, except when he closed his eyes to go to sleep.

The next morning, Lászlo visited the dark in the basement to say hello, but it didn't say hello back. The bottom drawer was still open and made it look like something in the corner was smiling. The dark kept on living with Lászlo, but it never bothered him again.

# Use your plans to write your opening sentence and your build-up sentence.

Opening	Build up	Problem	Resolution	Ending
Introduce character and setting	Introduce what they are afraid of	Have what they are afraid of arrive / happen	Have what they are afraid of behave kindly	Have character not afraid anymore

# Week 3 Thursday

- \* Learning Outcome / Objective
- \* I can edit and improve my work.
- \* I can finish my story from my plan.
- \* I can read my story to someone.

# The dark – model 250ish words

Laszlo was afraid of the dark. The dark lived in the same house as Lászlo. Sometimes the dark hid in the cupboard. Sometimes it sat behind the shower curtain. But mostly it spent its time in the basement. At night, the dark went out and spread itself against the windows and doors of Lászlo's house. But in the morning the dark would be back in the basement, where it belonged.

Laszlo would peek at the dark every morning and say hello. He hoped that if he visited the dark in the dark's room, then maybe the dark wouldn't come and visit him in his room. But one night... it did.

"Laszlo," the dark said, in the dark. Lászlo felt afraid and answered the dark. It told him to go downstairs and visit him in the basement. At the back of the basement there was a set of drawers. The dark told Lászlo to look in the bottom drawer. Shaking with fear, Lászlo slowly opened it.

There in the drawer lay a lightbulb that would fit perfectly into Lászlo's night light.

"Thank you," said Lászlo.

"You're welcome," said the dark.

By the time Lászlo got back into bed, the dark was no longer in his room, except when he closed his eyes to go to sleep.

The next morning, Lászlo visited the dark in the basement to say hello, but it didn't say hello back. The bottom drawer was still open and made it look like something in the corner was smiling. The dark kept on living with Lászlo, but it never bothered him again.



# Read your sentences from yesterday and make them even better.

Opening	Build up	Problem	Resolution	Ending
Introduce character and setting	Introduce what they are afraid of	Have what they are afraid of arrive / happen	Have what they are afraid of behave kindly	Have character not afraid anymore

# Finish your story using your plan.

Opening	Build up	Problem	Resolution	Ending
Introduce character and setting	Introduce what they are afraid of	Have what they are afraid of arrive / happen	Have what they are afraid of behave kindly	Have character not afraid anymore

Read your story to a partner.




# Week 3 Friday

- \* Learning Outcome / Objective
- \* I can illustrate my story.



# Make your story into a book by writing in in best and adding illustrations.



- \* Share your books with a partner and keep them in your class book corner to read again.

# Week 4 Monday

- \* Learning Outcome / Objective

- \* I can



# THE DARK

BY LEMONY SNICKET

ILLUSTRATED BY JON KLASSEN

# THE DARK

BY  
LEMONY SNICKET

ILLUSTRATED BY  
JON KLASSEN





Laszlo was  
afraid of  
the dark.

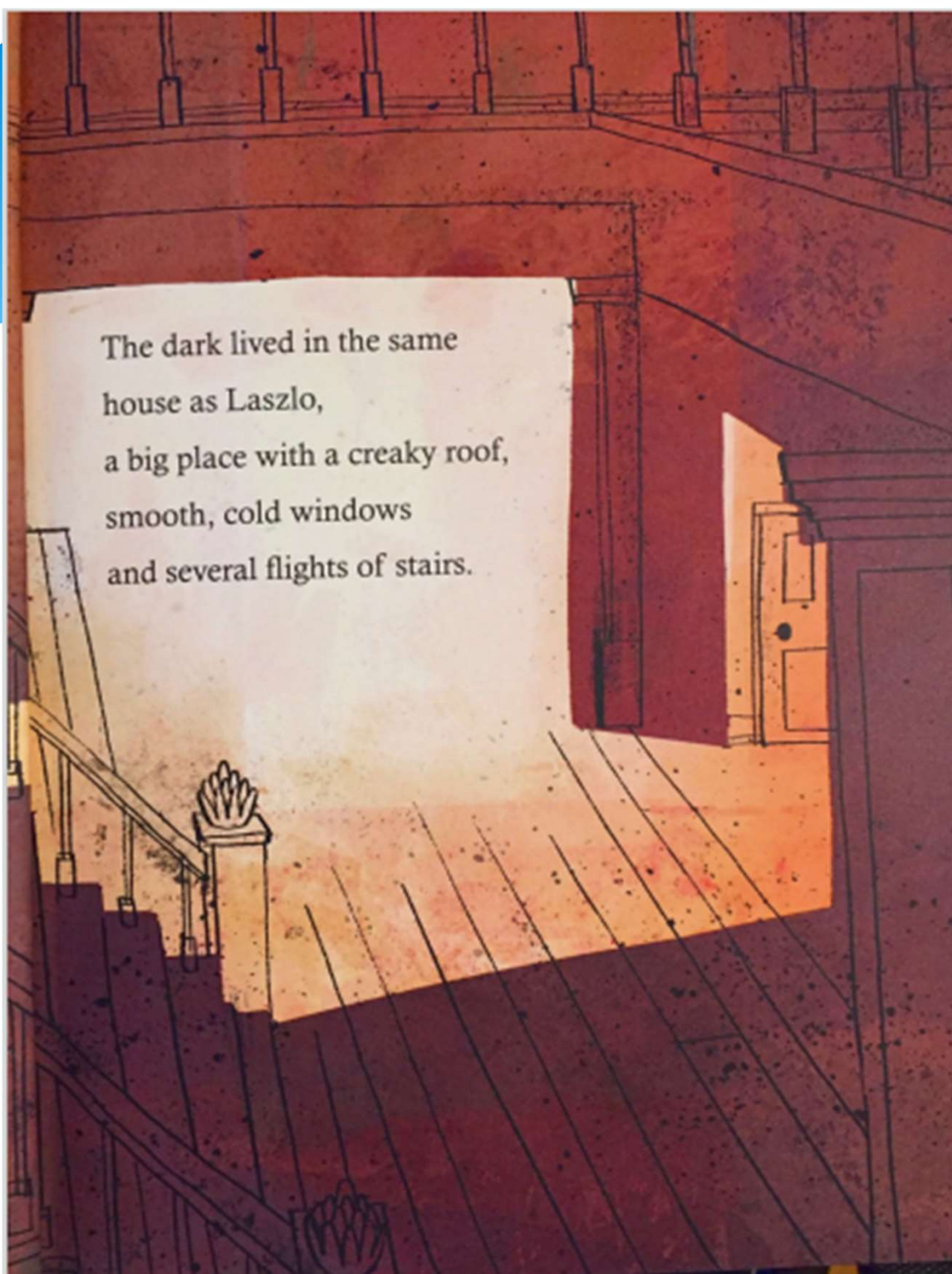









The dark lived in the same  
house as Laszlo,  
a big place with a creaky roof,  
smooth, cold windows  
and several flights of stairs.








The dark lived in the same  
house as Laszlo,  
a big place with a creaky roof,  
smooth, cold windows,  
and several sets of stairs.




Sometimes  
the dark hid  
in the cupboard.



Sometimes  
it sat behind  
the shower curtain.



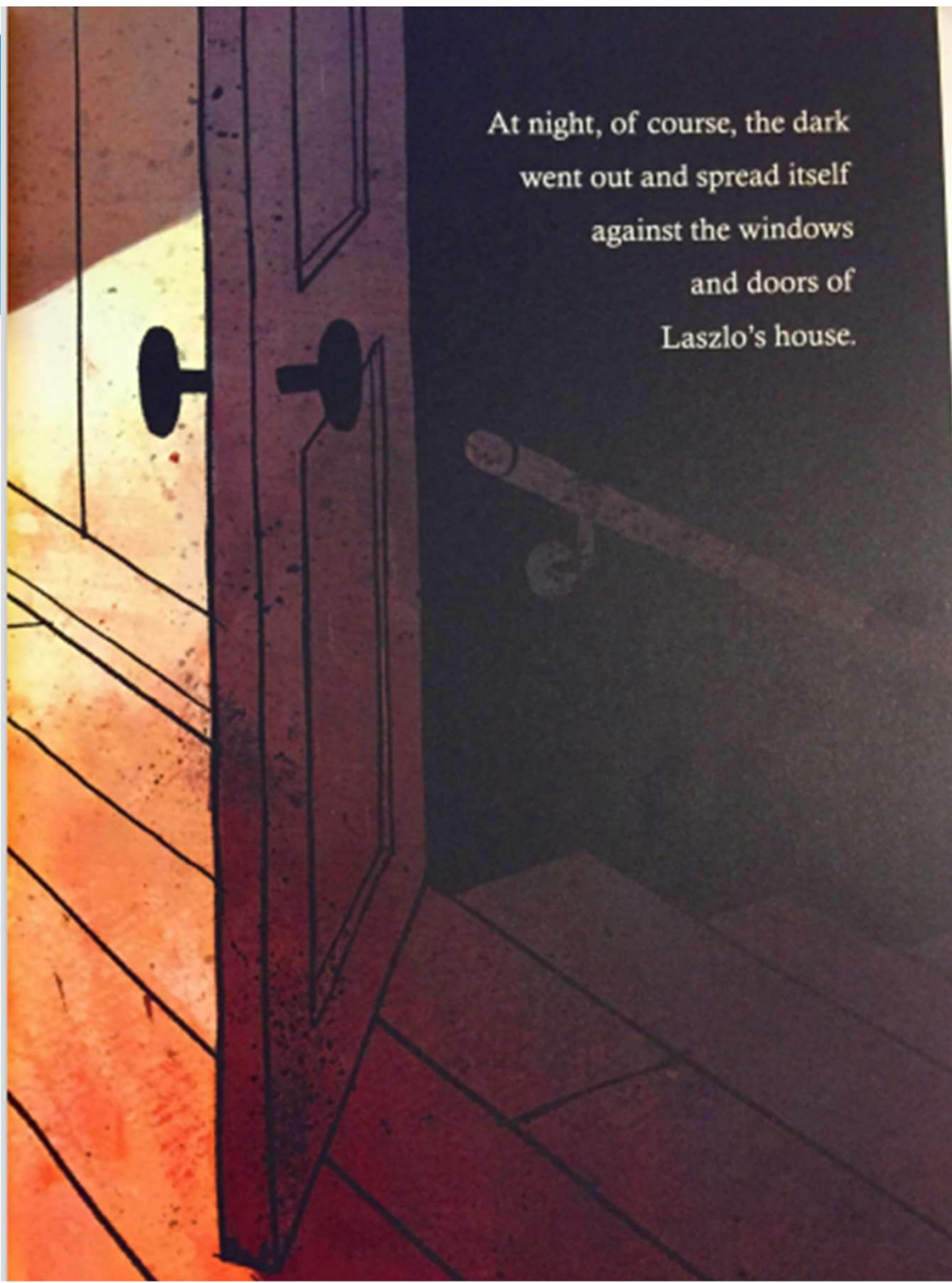
The background of the page is a stylized illustration of a basement floor. It features several parallel wooden planks running diagonally from the bottom left towards the top right. In the upper right corner, there is a brown wooden structure, possibly a staircase or a set of lockers, with some vertical lines indicating panels or doors. The floor is light-colored with small dark specks scattered across it. The entire page is framed by a blue decorative border on the left and right sides, with a wavy line separating the blue from the white background.

But mostly it spent its  
time in the basement.

All day long the dark would  
wait in a distant corner, far  
from the squeaks and rattles  
of the washing machine,  
pressed up against some old,  
damp boxes and a chest of  
drawers nobody ever opened.




At night, of course, the dark  
went out and spread itself  
against the windows  
and doors of  
Laszlo's house.





But in the morning  
the dark would be  
back in the basement,  
where it belonged.  
Laszlo would peek at the  
dark every morning.



"Hi,"  
he would say.  
"Hi, dark."



Laszlo thought that  
if he visited the dark  
in the dark's room,  
maybe the dark  
wouldn't come and  
visit him in his room.

But one night –









it did.


“Laszlo,” the dark said,  
in the dark.



The voice of the dark was as creaky  
as the roof of the house, and as smooth and  
cold as the windows, and even though the dark  
was right next to Laszlo, the  
voice seemed very far away.







“What do  
you want?”  
asked Laszlo.


“I want to  
show you  
something,”  
said the dark.



"In  
here?"

"No,"  
said the  
dark.




An illustration of a bathtub with a wooden chair next to it. The bathtub is a reddish-brown color with a white interior. A wooden chair with a slatted back is positioned to the right of the tub. The background is dark, and the floor is made of wooden planks. The text "Here?" is written on the left side of the tub, and "No, no," said the dark. "Downstairs." is written on the right side.

"Here?"

"No, no,"  
said the  
dark.

"Downstairs."





"Yes,"  
said the  
dark.





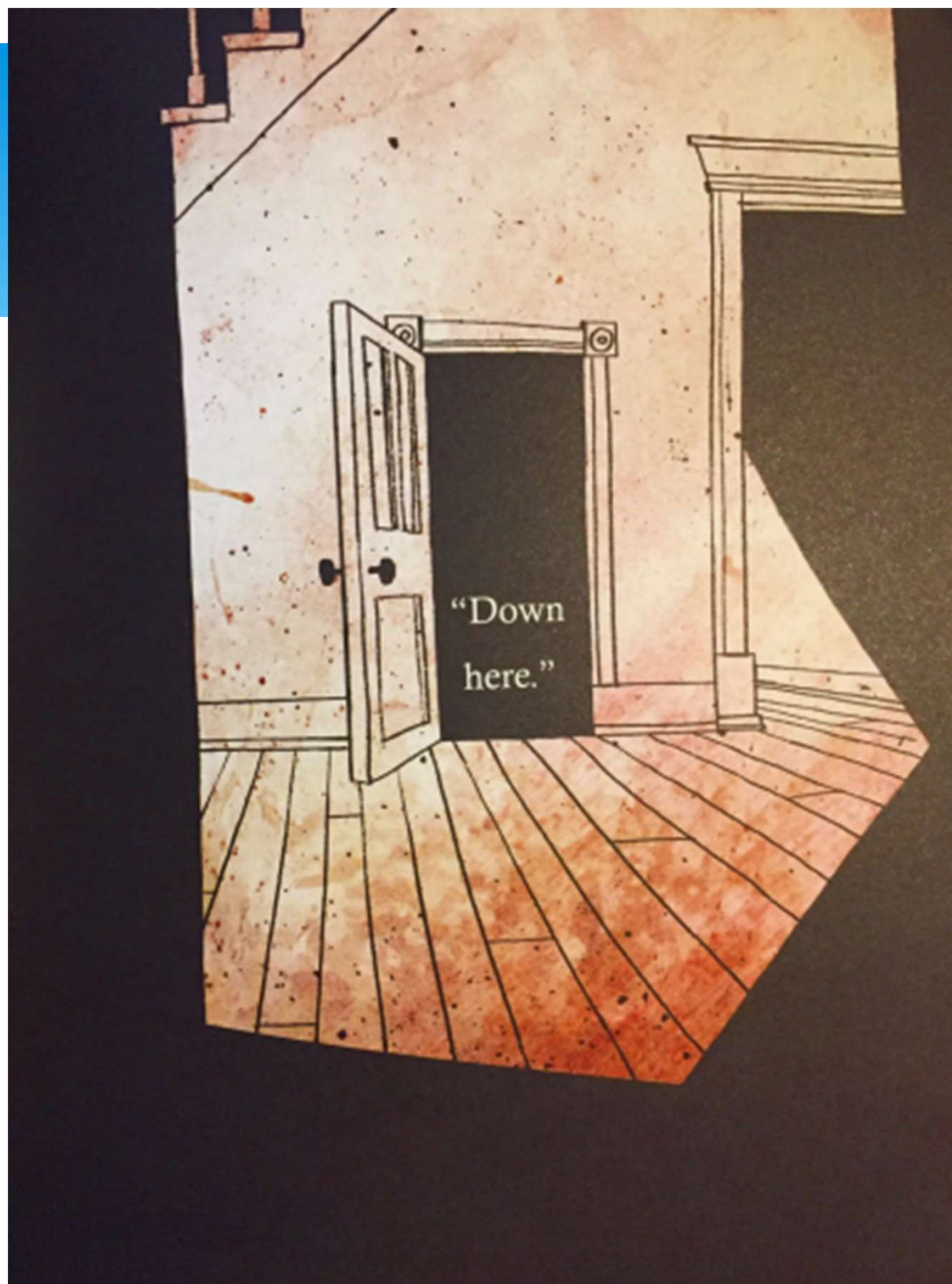
the biggest window  
in the house.

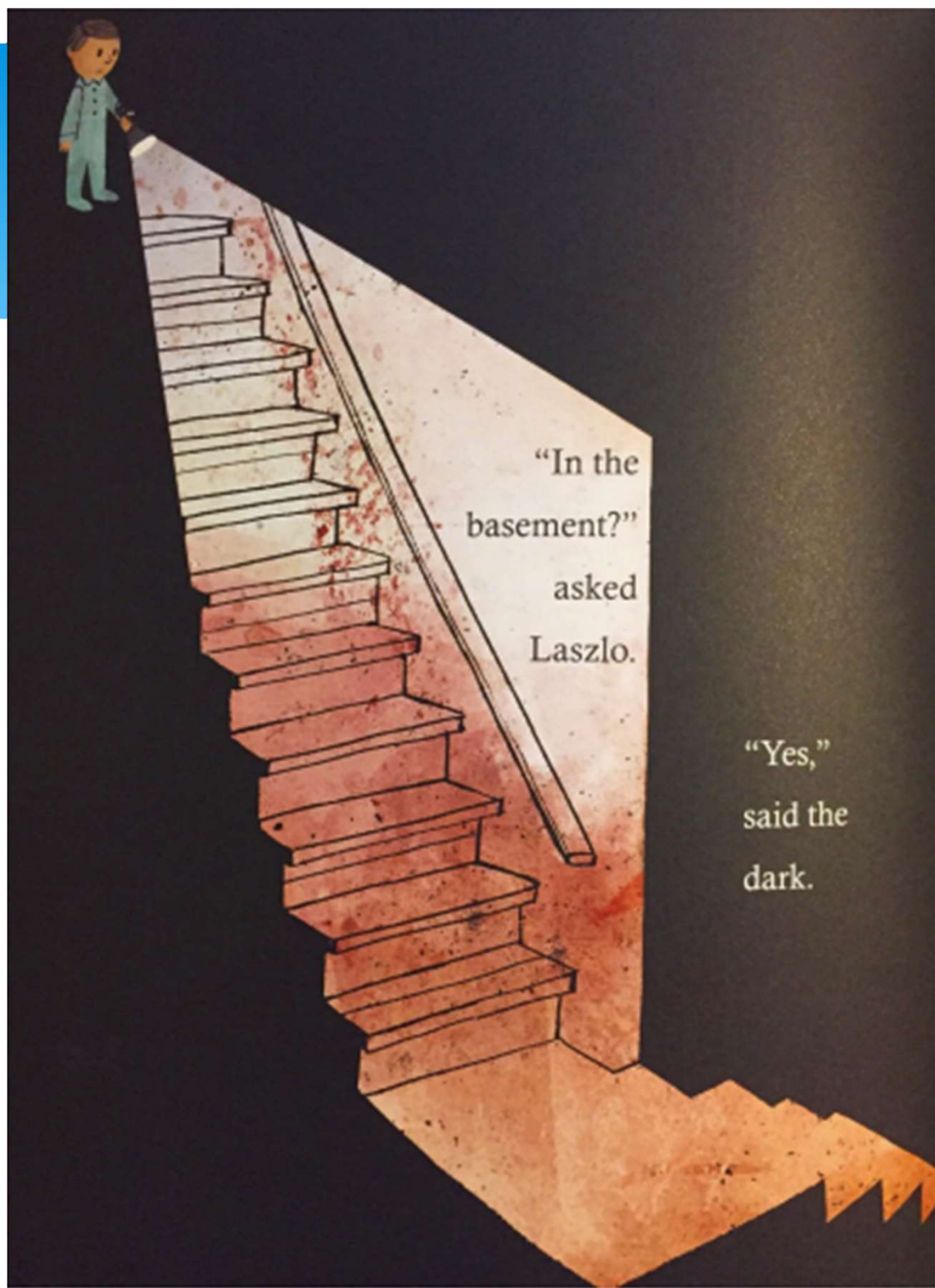
Laszlo looked out at all the  
dark outside. Above him  
the roof creaked, and he  
closed his eyes. Now the  
dark was all Laszlo could see.

“No, no,” said the dark again.

“Not there.”







"In the  
basement?"  
asked  
Laszlo.

"Yes,"  
said the  
dark.

# Should Laszlo be afraid of the dark?

- \* Discuss ideas why Laszlo should be afraid.
- \* Discuss ideas why Laszlo should be UNAFRAID.



James Carter's

# The Dark

Why are we so afraid of the dark?  
It doesn't bite and doesn't bark  
Or chase old ladies round the park  
Or steal your sweeties for a lark

And though it might not let you see  
It lets you have some privacy  
And gives you time to go to sleep  
Provides a place to hide or weep

It cannot help but be around  
When beastly things make beastly sounds  
When back doors slam and windows creek  
When cats have fights and voices shriek

The dark is cosy, still and calm  
And never does you any harm  
In the loft, below the sink  
It's somewhere nice and quiet to think

Deep in cupboards, pockets too  
It's always lurking out of view  
Why won't it come out till it's night?  
Perhaps the dark's afraid of light.

# Reasons to be afraid...

You can't see anything so...

- \* you might hit something and get injured
- \* you might knock into something and break it
- \* you might bump into someone and hurt them

# Reasons to be unafraid...

- \* You know what things look like in the light so you don't need to worry that they will change in the dark
- \* Darkness helps you sleep
- \* Being in the light can also mean being hot so the dark areas help you cool down

# Conscience alley...

- \* Decide if you want to argue to be afraid of the dark or unafraid of the dark.
- \* Split into two lines facing each other ready to argue your point.
- \* One person walk down the middle of the lines and listen to the arguments.





# Afraid or unafraid?

- \* Draw a picture and write a sentence to say why you should be **afraid**.
- \* Draw a picture and write a sentence to say why you should be **unafraid**.

# Model

- \* People should be afraid of the dark because...
- \* People should be unafraid of the dark because...

# Should people be afraid of the dark?

Darkness is when there is no light. The dark comes every evening when the sun can no longer be seen.

Some people are afraid of the dark because they do not like not being able to see where they are going. They fear bumping into things and hurting themselves. The dark can make them feel lonely.

Other people are unafraid of the dark because they know what things look like in the light. They know that they will not be hurt or bump into things as they know what is there. The dark can help them go to sleep and cool down.

Are you afraid of the dark?

# Week 4 Tuesday

- \* Learning Outcome / Objective
- \* I can recognise features of a discussion text.



# Should people be afraid of the dark?

Darkness is when there is no light. The dark comes every evening when the sun can no longer be seen.

Some people are afraid of the dark because they do not like not being able to see where they are going. They fear bumping into things and hurting themselves. The dark can make them feel lonely.

Other people are unafraid of the dark because they know what things look like in the light. They know that they will not be hurt or bump into things as they know what is there. The dark can help them go to sleep and cool down.

Are you afraid of the dark?

# Spiders – afraid or unafraid?



Top 10 Scariest Spiders in the World



Scary Spider Wallpaper (65+ images)



Scary Spider Wallpaper (65+ images)



Scary Spider Wallpaper (65+ images)



Scary Spiders Pictures



Scary Spider Wallpaper (65+ images)



The 7 Scariest Spiders on Earth



Scary Spider Wallpaper (65+ images)



[45+] Scary Spider Wallpaper on WallpaperSafari



Big Scary Spider Photograph by Cheryl Stephenson





# Discuss with a partner why people might be afraid of spiders.



Top 10 Scariest Spiders in the World



Scary Spider Wallpaper (65+ images)



Scary Spider Wallpaper (65+ images)



Scary Spider Wallpaper (65+ images)



Scary Spiders Pictures



Scary Spider Wallpaper (65+ images)



The 7 Scariest Spiders on Earth



Scary Spider Wallpaper (65+ images)



[45+] Scary Spider Wallpaper on WallpaperSafari



Big Scary Spider Photograph by Cheryl Stephenson





# Discuss with a partner why people might be unafraid of spiders.



Top 10 Scariest Spiders in the World



Scary Spider Wallpaper (65+ images)



Scary Spider Wallpaper (65+ images)



Scary Spider Wallpaper (65+ images)



Scary Spiders Pictures



Scary Spider Wallpaper (65+ images)



The 7 Scariest Spiders on Earth



Scary Spider Wallpaper (65+ images)



[45+] Scary Spider Wallpaper on WallpaperSafari



Big Scary Spider Photograph by Cheryl Stephenson





# Afraid...

- \* Could be poisonous
- \* Move very fast
- \* Look strange with lots of hairy legs



# Unafraid...

- \* Most not harmful
- \* Only small
- \* Cute and good pets



# Planning – spiders

Should people be afraid of \_\_\_\_\_?

What is it ...

Reasons to be afraid...

- 1.
- 2.
- 3.

Reasons to be unafraid...

- 1.
- 2.
- 3.

Are you afraid of \_\_\_\_\_?

# Should people be afraid of spiders?

Spiders are arachnids.

Some people are afraid of spiders because they can be poisonous. The poison can kill people. They can move very quickly and look strange.

Other people are unafraid of spiders because they are mainly unharmed. The poisonous ones are very rare and not many people are killed or hurt by spiders. They are small and can make good pets.

Are you afraid of spiders?



# Week 4 Wednesday

- \* Learning Outcome / Objective
- \* I can plan a discussion text.

# Should people be afraid of the dark?

Darkness is when there is no light. The dark comes every evening when the sun can no longer be seen.

Some people are afraid of the dark because they do not like not being able to see where they are going. They fear bumping into things and hurting themselves. The dark can make them feel lonely.

Other people are unafraid of the dark because they know what things look like in the light. They know that they will not be hurt or bump into things as they know what is there. The dark can help them go to sleep and cool down.

Are you afraid of the dark?

# What else are some people afraid of?



# Planning

Should people be afraid of \_\_\_\_\_?

What is it ...

Reasons to be afraid...

- 1.
- 2.
- 3.

Reasons to be unafraid...

- 1.
- 2.
- 3.

Are you afraid of \_\_\_\_\_?



# Week 4 Thursday

- \* Learning Outcome / Objective
- \* I can write a discussion text.

# Should people be afraid of the dark?

Darkness is when there is no light. The dark comes every evening when the sun can no longer be seen.

Some people are afraid of the dark because they do not like not being able to see where they are going. They fear bumping into things and hurting themselves. The dark can make them feel lonely.

Other people are unafraid of the dark because they know what things look like in the light. They know that they will not be hurt or bump into things as they know what is there. The dark can help them go to sleep and cool down.

Are you afraid of the dark?

# Use your plan to write your discussion text.

- \* Title
- \* Explain what it is
- \* Reasons to be afraid
- \* Reasons to be unafraid
- \* Ask question

# Week 4 Friday

- \* Learning Outcome / Objective
- \* I can edit and improve my writing.
- \* I can offer feedback to a partner.



# Share your discussion texts with a partner.

- \* What is really good about their writing?
- \* What could they do even better?
- \* Did you listen to their reasons and then give your answer?

# Week 5 Monday

- \* Learning Outcome / Objective
- \* I can follow instructions.



# THE DARK

BY LEMONY SNICKET

ILLUSTRATED BY JON KLASSEN

# THE DARK

BY  
LEMONY SNICKET

ILLUSTRATED BY  
JON KLASSEN





Laszlo was  
afraid of  
the dark.

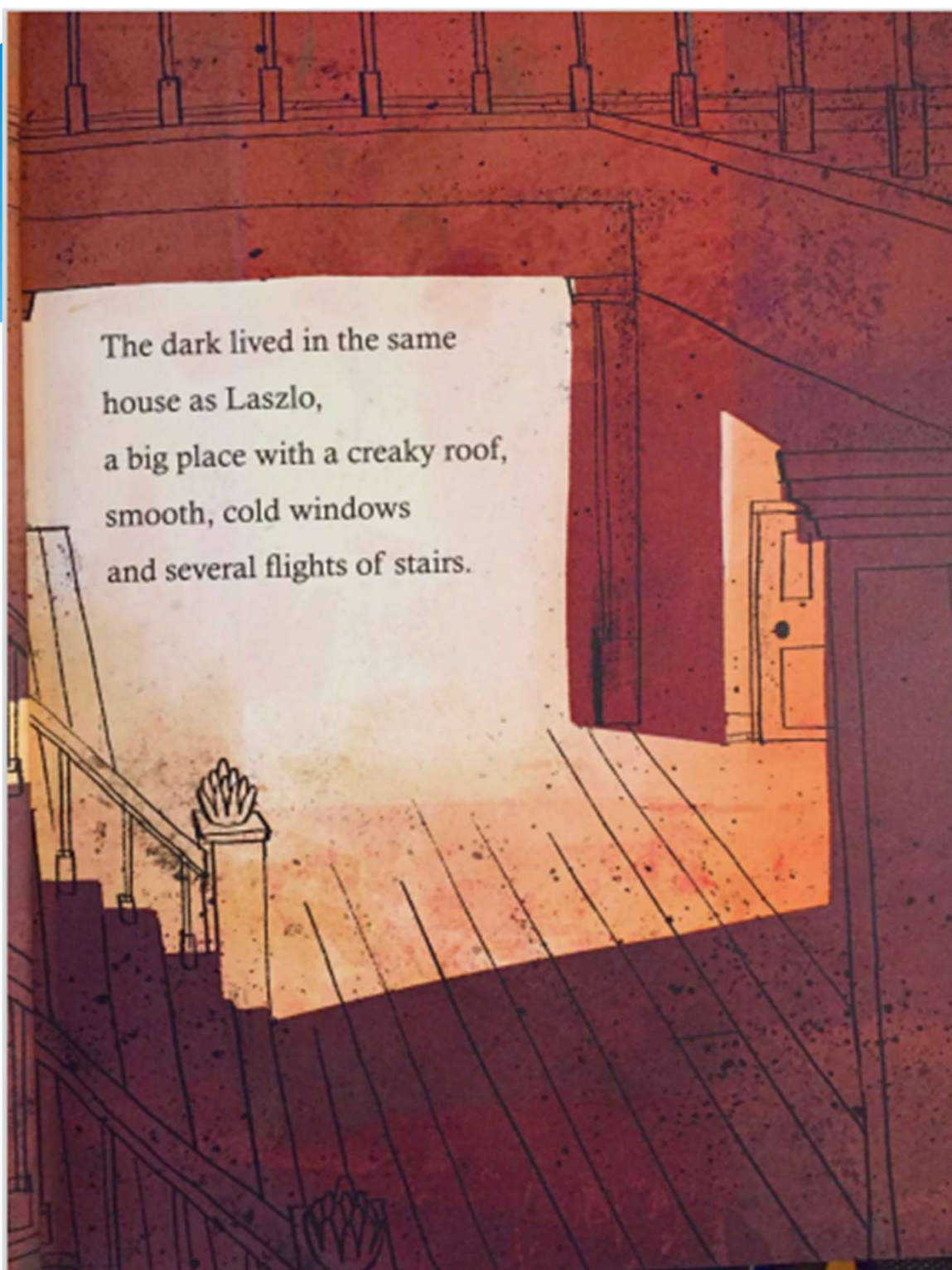









The dark lived in the same  
house as Laszlo,  
a big place with a creaky roof,  
smooth, cold windows  
and several flights of stairs.







The dark lived in the same  
house as Laszlo,  
a big place with a creaky roof,  
smooth, cold windows,  
and several sets of stairs.




Sometimes  
the dark hid  
in the cupboard.



Sometimes  
it sat behind  
the shower curtain.



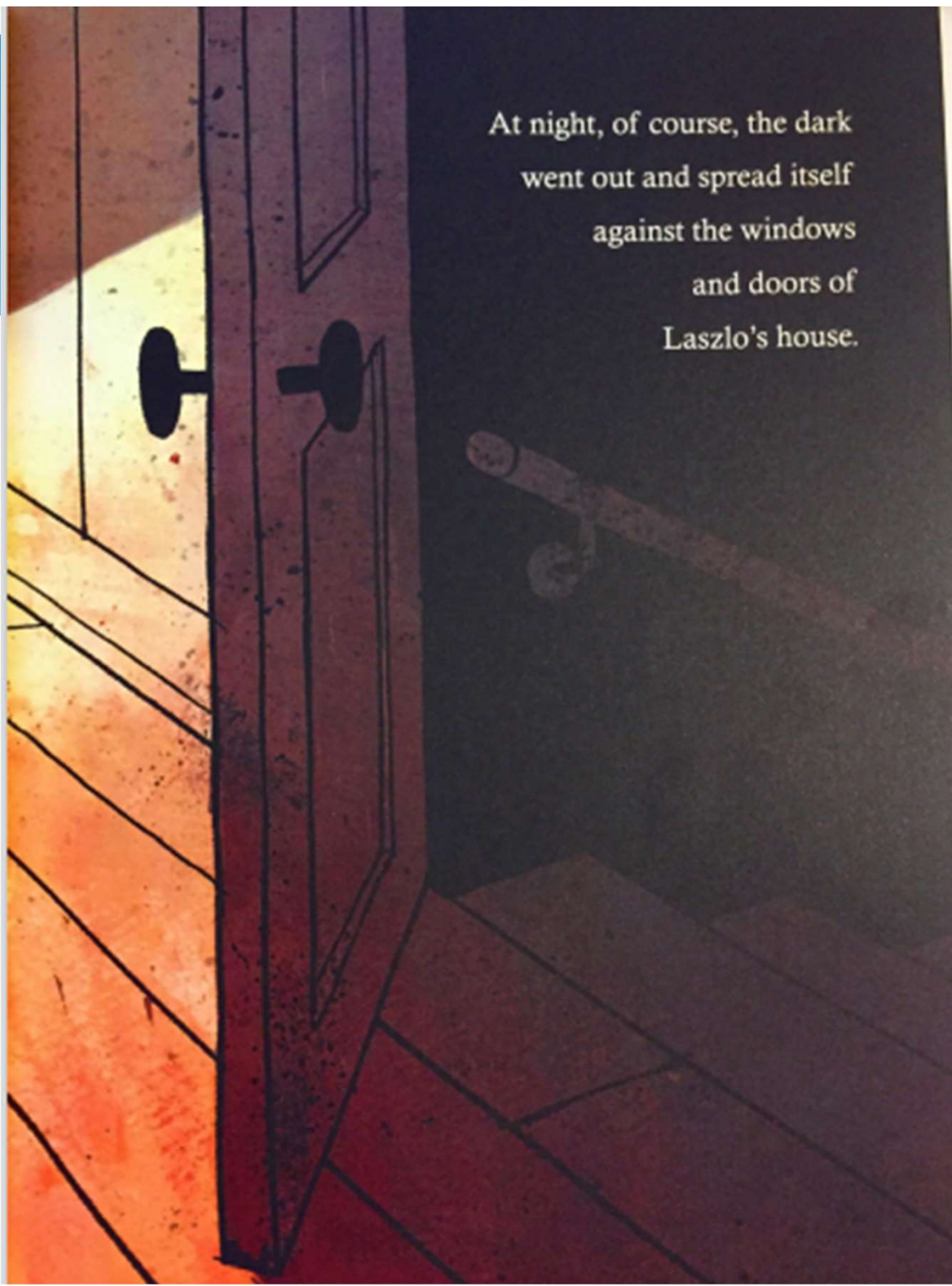
The background of the page is a stylized illustration of a basement floor. It features several parallel wooden planks running diagonally from the bottom left towards the top right. In the upper right corner, there is a brown wooden structure, possibly a staircase or a set of lockers, with some vertical lines indicating panels or doors. The floor is light-colored with small dark specks scattered across it. The entire page is framed by a blue decorative border on the left and right sides, with a wavy line separating the blue from the white background.

But mostly it spent its  
time in the basement.

All day long the dark would  
wait in a distant corner, far  
from the squeaks and rattles  
of the washing machine,  
pressed up against some old,  
damp boxes and a chest of  
drawers nobody ever opened.




At night, of course, the dark  
went out and spread itself  
against the windows  
and doors of  
Laszlo's house.





But in the morning  
the dark would be  
back in the basement,  
where it belonged.  
Laszlo would peek at the  
dark every morning.



"Hi,"  
he would say.  
"Hi, dark."



Laszlo thought that  
if he visited the dark  
in the dark's room,  
maybe the dark  
wouldn't come and  
visit him in his room.

But one night –









it did.

Poor Laszlo's nightlight has gone out.  
Let's make him another one.

<https://youtu.be/De18ekoMN2k?list=PLowe-fGr5CgV3se8rxl-sD2PRxShQvTmn>

Think about what you need and what you have to do.

# How to make a glow jar.



## You will need:

- \* Glow sticks of different colours
- \* A clear glass jar
- \* Glow in the dark paint
- \* Gloves
- \* Newspapers
- \* Scissors
- \* An adult supervising



## What to do:

1. Unscrew the lid off the glass jar and paint a little glow in the dark paint on the inside.
2. Carefully cut the ends off the glow sticks and pour the liquid into the glass jar.
3. Replace the lid on the jar.
4. Gently shake the jar.
5. Turn off the lights and watch the jar glow in the dark.

# Making a glow jar.

- \* Take photos of each stage.
- \* Think about safety (gloves)



# Week 5 Tuesday

- \* Learning Outcome / Objective
- \* I can recognise features of instructions.

# How to make a glow jar.



## You will need:

- \* Glow sticks of different colours
- \* A clear glass jar
- \* Glow in the dark paint
- \* Gloves
- \* Newspapers
- \* Scissors
- \* An adult supervising



## What to do:

1. Unscrew the lid off the glass jar and paint a little glow in the dark paint on the inside.
2. Carefully cut the ends off the glow sticks and pour the liquid into the glass jar.
3. Replace the lid on the jar.
4. Gently shake the jar.
5. Turn off the lights and watch the jar glow in the dark.

# How to make a glow jar.



## You will need:

- \* Glow sticks of different colours
- \* A clear glass jar
- \* Glow in the dark paint
- \* Gloves
- \* Newspapers
- \* Scissors
- \* An adult supervising



## What to do:

1. Unscrew the lid off the glass jar and paint a little glow in the dark paint on the inside.
2. Carefully cut the ends off the glow sticks and pour the liquid into the glass jar.
3. Replace the lid on the jar.
4. Gently shake the jar.
5. Turn off the lights and watch the jar glow in the dark.

# How to make a glow jar.



## You will need:

- \* Glow sticks of different colours
- \* A clear glass jar
- \* Glow in the dark paint
- \* Gloves
- \* Newspapers
- \* Scissors
- \* An adult supervising



## What to do:

1. Unscrew the lid off the glass jar and paint a little glow in the dark paint on the inside.
2. Carefully cut the ends off the glow sticks and pour the liquid into the glass jar.
3. Replace the lid on the jar.
4. Gently shake the jar.
5. Turn off the lights and watch the jar glow in the dark.



# How to make a glow jar.



## You will need:

- \* Glow sticks of different colours
- \* A clear glass jar
- \* Glow in the dark paint
- \* Gloves
- \* Newspapers
- \* Scissors
- \* An adult supervising



## What to do:

1. Unscrew the lid off the glass jar and paint a little glow in the dark paint on the inside.
2. Carefully cut the ends off the glow sticks and pour the liquid into the glass jar.
3. Replace the lid on the jar.
4. Gently shake the jar.
5. Turn off the lights and watch the jar glow in the dark.

# How to make a glow jar.



## You will need:

- \* Glow sticks of different colours
- \* A clear glass jar
- \* Glow in the dark paint
- \* Gloves
- \* Newspapers
- \* Scissors
- \* An adult supervising



## What to do:

1. Unscrew the lid off the glass jar and paint a little glow in the dark paint on the inside.
2. Carefully cut the ends off the glow sticks and pour the liquid into the glass jar.
3. Replace the lid on the jar.
4. Gently shake the jar.
5. Turn off the lights and watch the jar glow in the dark.

# How to make a glow jar.



## You will need:

- \* Glow sticks of different colours
- \* A clear glass jar
- \* Glow in the dark paint
- \* Gloves
- \* Newspapers
- \* Scissors
- \* An adult supervising



## What to do:

1. Unscrew the lid off the glass jar and paint a little glow in the dark paint on the inside.
2. Carefully cut the ends off the glow sticks and pour the liquid into the glass jar.
3. Replace the lid on the jar.
4. Gently shake the jar.
5. Turn off the lights and watch the jar glow in the dark.

# How to make a glow jar.



## You will need:

- \* Glow sticks of different colours
- \* A clear glass jar
- \* Glow in the dark paint
- \* Gloves
- \* Newspapers
- \* Scissors
- \* An adult supervising



## What to do:

1. **Unscrew** the lid off the glass jar and paint a little glow in the dark paint on the inside.
2. Carefully **cut** the ends off the glow sticks and pour the liquid into the glass jar.
3. **Replace** the lid on the jar.
4. Gently **shake** the jar.
5. **Turn** off the lights and **watch** the jar glow in the dark.



# How to make a glow jar.



## You will need:

- \* Glow sticks of different colours
- \* A clear glass jar
- \* Glow in the dark paint
- \* Gloves
- \* Newspapers
- \* Scissors
- \* An adult supervising



## What to do:

1. Unscrew the lid off the glass jar and paint a little glow in the dark paint on the inside.
2. Carefully cut the ends off the glow sticks and pour the liquid into the glass jar.
3. Replace the lid on the jar.
4. Gently shake the jar.
5. Turn off the lights and watch the jar glow in the dark.

# Week 5 Wednesday

- \* Learning Outcome / Objective
- \* I can sequence.
- \* I can orally explain ideas.

# How to make a glow jar.



## You will need:

- \* Glow sticks of different colours
- \* A clear glass jar
- \* Glow in the dark paint
- \* Gloves
- \* Newspapers
- \* Scissors
- \* An adult supervising



## What to do:

1. Unscrew the lid off the glass jar and paint a little glow in the dark paint on the inside.
2. Carefully cut the ends off the glow sticks and pour the liquid into the glass jar.
3. Replace the lid on the jar.
4. Gently shake the jar.
5. Turn off the lights and watch the jar glow in the dark.

# What about making Laszlo a paper lantern?

\* <https://youtu.be/QEpfNnAmyYc>





# What did you need?



- \* Can you write it using bullet points like in our model text?

You will need:

- \* \_\_\_\_\_
- \* \_\_\_\_\_
- \* \_\_\_\_\_
- \* \_\_\_\_\_

Can you draw a picture for each item to help your reader?

Oh no, I got in a muddle.  
Can you help me put these pictures in the right order  
and then explain what is happening in each picture.



# Week 5 Thursday

- \* Learning Outcome / Objective
- \* I can write instructions.

# Watch video with sound off.

\* <https://youtu.be/yPaBSyTdPPI>

Make own lanterns with own colours and designs etc.

Children to then write instructions for their specific lantern to be made again.



# Week 5 Friday

- \* Learning Outcome / Objective
- \* I can illustrate my instructions.
- \* I can edit and improve my writing.

# Week 6 Monday

- \* Learning Outcome / Objective
- \* I can speak with confidence and fluency.
- \* I can give personal responses with justifications.



# THE DARK

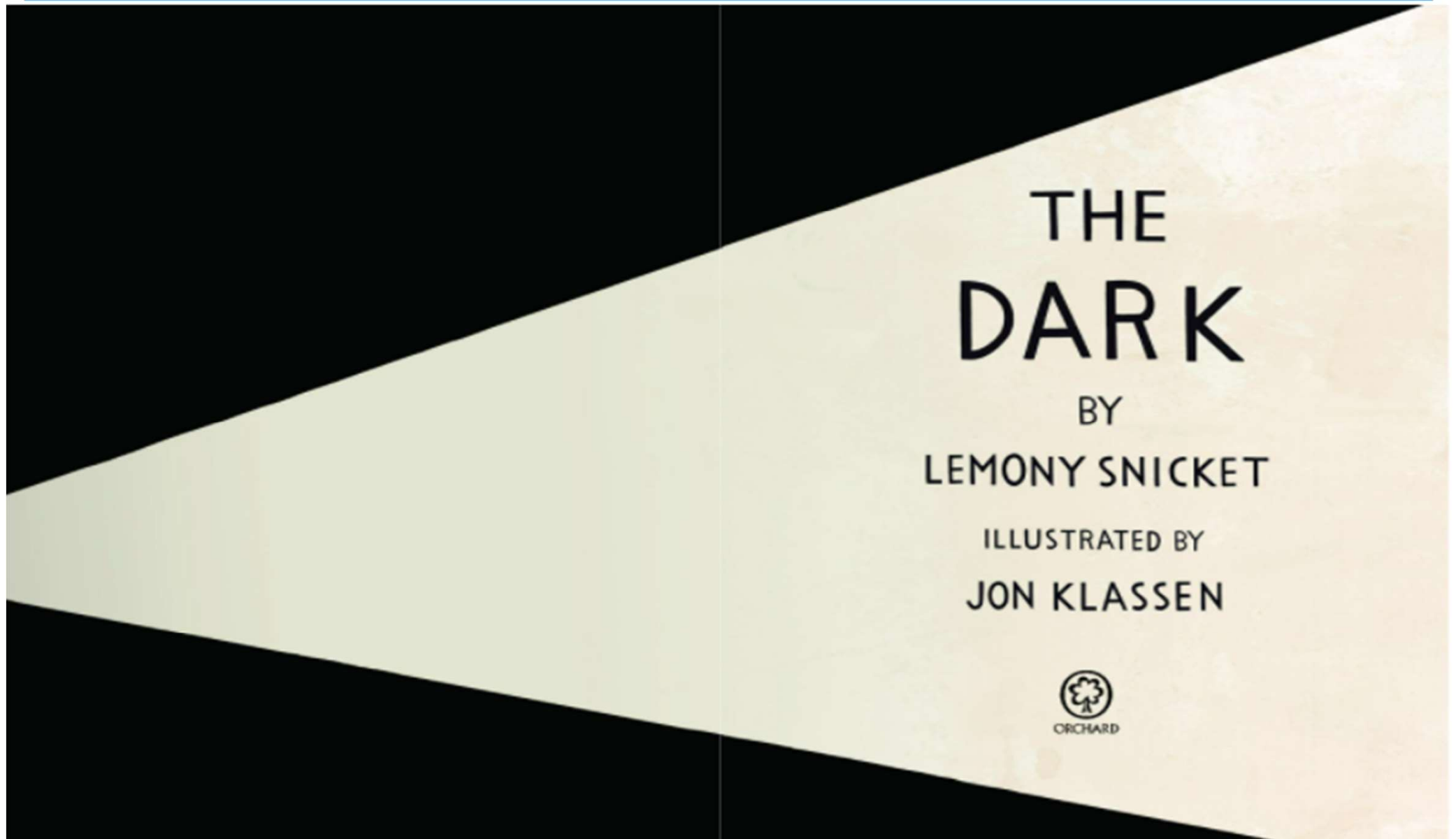
BY LEMONY SNICKET

ILLUSTRATED BY JON KLASSEN

Listen to these pieces of music and sketch what the music makes you see and feel.

<https://youtu.be/Y3W28bQGx9U>

<https://youtu.be/Slha3HdE7pI?list=PL1ADo8DBE262F494C>





# Listen to these pieces of music again.

- \* Brainstorm some words or phrases.



James Carter's

# The Dark

Why are we so afraid of the dark?  
It doesn't bite and doesn't bark  
Or chase old ladies round the park  
Or steal your sweeties for a lark

And though it might not let you see  
It lets you have some privacy  
And gives you time to go to sleep  
Provides a place to hide or weep

It cannot help but be around  
When beastly things make beastly sounds  
When back doors slam and windows creek  
When cats have fights and voices shriek

The dark is cosy, still and calm  
And never does you any harm  
In the loft, below the sink  
It's somewhere nice and quiet to think

Deep in cupboards, pockets too  
It's always lurking out of view  
Why won't it come out till it's night?  
Perhaps the dark's afraid of light.

# Tell me...

- \* Likes?
- \* Dislikes?
- \* Patterns?
- \* Puzzles?

James Carter

# THE LIGHT

We live  
for the light.

Like flowers, our heads ever turn  
where it's bright.

We yearn when dark  
for the planet to spin,  
for the light to return  
and for life to begin.

Without it,  
we wither.

We sleepwalk  
through winter.

Moon, tell the sun  
to spark out the night.  
We need to be loved,  
be touched by the light.





# Tell me...

- \* Likes?
- \* Dislikes?
- \* Patterns?
- \* Puzzles?

# Week 6 Tuesday

- \* Learning Outcome / Objective
- \* I can recognise rhyming words.

James Carter's

# The Dark

Why are we so afraid of the dark?  
It doesn't bite and doesn't bark  
Or chase old ladies round the park  
Or steal your sweeties for a lark

And though it might not let you see  
It lets you have some privacy  
And gives you time to go to sleep  
Provides a place to hide or weep

It cannot help but be around  
When beastly things make beastly sounds  
When back doors slam and windows creek  
When cats have fights and voices shriek

The dark is cosy, still and calm  
And never does you any harm  
In the loft, below the sink  
It's somewhere nice and quiet to think

Deep in cupboards, pockets too  
It's always lurking out of view  
Why won't it come out till it's night?  
Perhaps the dark's afraid of light.

Can you spot  
rhyming words?

James Carter's

# The Dark

Why are we so afraid of the dark?  
It doesn't bite and doesn't bark  
Or chase old ladies round the park  
Or steal your sweeties for a lark

And though it might not let you see  
It lets you have some privacy  
And gives you time to go to sleep  
Provides a place to hide or weep

It cannot help but be around  
When beastly things make beastly sounds  
When back doors slam and windows creek  
When cats have fights and voices shriek

The dark is cosy, still and calm  
And never does you any harm  
In the loft, below the sink  
It's somewhere nice and quiet to think

Deep in cupboards, pockets too  
It's always lurking out of view  
Why won't it come out till it's night?  
Perhaps the dark's afraid of light.



James Carter

# THE LIGHT

We live  
for the light.

Like flowers, our heads ever turn  
where it's bright.

We yearn when dark  
for the planet to spin,  
for the light to return  
and for life to begin.

Without it,  
we wither.

We sleepwalk  
through winter.

Moon, tell the sun  
to spark out the night.  
We need to be loved,  
be touched by the light.



Can you spot  
rhyming words?

James Carter

# THE LIGHT

We live  
for the light.

Like flowers, our heads ever turn  
where it's bright.

We yearn when dark  
for the planet to spin,  
for the light to return  
and for life to begin.

Without it,  
we wither.  
We sleepwalk  
through winter.

Moon, tell the sun  
to spark out the night.  
We need to be loved,  
be touched by the light.



Here are some of the words from the poems,  
can you match them to their rhyming word?

\* light

\* begin

\* dark

\* sleep

\* sound

\* sink

# Did you match them?

- \* light – bright - night
- \* begin - spin
- \* dark – lark – park – bark
- \* sleep – weep
- \* sound – around
- \* sink - think



# Week 6 Wednesday

- \* Learning Outcome / Objective
- \* I can plan ideas.

James Carter's

# The Dark

Why are we so afraid of the dark?  
It doesn't bite and doesn't bark  
Or chase old ladies round the park  
Or steal your sweeties for a lark

And though it might not let you see  
It lets you have some privacy  
And gives you time to go to sleep  
Provides a place to hide or weep

It cannot help but be around  
When beastly things make beastly sounds  
When back doors slam and windows creek  
When cats have fights and voices shriek

The dark is cosy, still and calm  
And never does you any harm  
In the loft, below the sink  
It's somewhere nice and quiet to think

Deep in cupboards, pockets too  
It's always lurking out of view  
Why won't it come out till it's night?  
Perhaps the dark's afraid of light.

Can you spot  
rhyming words?

James Carter

# THE LIGHT

We live  
for the light.

Like flowers, our heads ever turn  
where it's bright.

We yearn when dark  
for the planet to spin,  
for the light to return  
and for life to begin.

Without it,  
we wither.

We sleepwalk  
through winter.

Moon, tell the sun  
to spark out the night.  
We need to be loved,  
be touched by the light.



Can you spot  
rhyming words?

# Listen to this music

- \* What does it make you think about?
- \* What are you picturing?
- \* What words come to mind?

<https://youtu.be/ukNgIWEWvxw>



# Water



# Brainstorming words and phrases

- \* Pitter patter on rooftops
- \* Drip drop from taps
- \* Life giving essence
- \* Sloshing in glasses
- \* Gushing through rivers
- \* Crashing onto beaches

# Water poem planning

Verse 1	Verse 2	Verse 3
Water as rain	Water as life	Water in streams, rivers and oceans

# Week 6 Thursday

- \* Learning Outcome / Objective
- \* I can write a poem.



James Carter's

# The Dark

Why are we so afraid of the dark?  
It doesn't bite and doesn't bark  
Or chase old ladies round the park  
Or steal your sweeties for a lark

And though it might not let you see  
It lets you have some privacy  
And gives you time to go to sleep  
Provides a place to hide or weep

It cannot help but be around  
When beastly things make beastly sounds  
When back doors slam and windows creek  
When cats have fights and voices shriek

The dark is cosy, still and calm  
And never does you any harm  
In the loft, below the sink  
It's somewhere nice and quiet to think

Deep in cupboards, pockets too  
It's always lurking out of view  
Why won't it come out till it's night?  
Perhaps the dark's afraid of light.

Can you spot  
rhyming words?

James Carter

# THE LIGHT

We live  
for the light.

Like flowers, our heads ever turn  
where it's bright.

We yearn when dark  
for the planet to spin,  
for the light to return  
and for life to begin.

Without it,  
we wither.

We sleepwalk  
through winter.

Moon, tell the sun  
to spark out the night.  
We need to be loved,  
be touched by the light.



Can you spot  
rhyming words?

# Week 6 Friday

- \* Learning Outcome / Objective
- \* I can perform my poem.

James Carter's

# The Dark

Why are we so afraid of the dark?  
It doesn't bite and doesn't bark  
Or chase old ladies round the park  
Or steal your sweeties for a lark

And though it might not let you see  
It lets you have some privacy  
And gives you time to go to sleep  
Provides a place to hide or weep

It cannot help but be around  
When beastly things make beastly sounds  
When back doors slam and windows creek  
When cats have fights and voices shriek

The dark is cosy, still and calm  
And never does you any harm  
In the loft, below the sink  
It's somewhere nice and quiet to think

Deep in cupboards, pockets too  
It's always lurking out of view  
Why won't it come out till it's night?  
Perhaps the dark's afraid of light.

Can you spot  
rhyming words?



James Carter

# THE LIGHT

We live  
for the light.

Like flowers, our heads ever turn  
where it's bright.

We yearn when dark  
for the planet to spin,  
for the light to return  
and for life to begin.

Without it,  
we wither.

We sleepwalk  
through winter.

Moon, tell the sun  
to spark out the night.  
We need to be loved,  
be touched by the light.



Can you spot  
rhyming words?

# In pairs or threes share poems with the class.

- \* Discuss what they like and works well.
- \* Discuss what could be even better.
- \* Film and share with parents.

# The Dark

- \* What have you achieved?
- \* What have you enjoyed?
- \* What have been your strengths?
- \* What have you improved?
- \* What are you going to keep working on?

