

KVC Friday Notes ✦

April 4 2025



Administrator Office Hours

Tuesday: 9:00 am - 12:30 pm

Wednesday: 1 pm - 5:00 pm

Thursday: 9 - 12:30 pm

Friday: 11 am - 6:00 pm

Phone number: (705) 748-5188

email address: office@kawarthavillagecoop.ca

Community Involvement Opportunities

Join the Landscape Committee Meeting

April 30, 2025 @ 1:00 pm

Join the Bylaw Committee Meeting

TBA

Social Committee

April 8 @ 6:30 pm

Board Meeting

April 17 @ 4pm

The Social Committee

is holding an

Easter Cupcakes & Crafts for the Co-op Kid's

on Sunday, April 13th

from 2:00 to 5:00 at the CABCC.

Next Garbage Pick Up April 11

It is Here!

Check out Kawathavillage.ca

You can sign up for the Members only section on your own or the Board can provide you access.

Please make sure your email address is up to date with the office.

Town Hall Meeting

KVC is hosting a Town Hall Meeting
on April 5 at 2 pm

This meeting will be moderated by
Shawn Conway

Shawn has 20+ years of innovative community building as a qualified mediator, facilitator and trainer in the for-profit, non-profit and co-op housing sector and as an educator and program / project manager including several years as a community based executive director.




Joke of the Week: Son: "Dad, can you put my shoes on?"

Dad: "I don't think they'll fit me."




Mice ...eeeeekkkk




How to Manage and Keep Mice Out of Your Home

Mice can be a nuisance—and a health risk—once they get into your home. Follow these practical tips to prevent and manage mouse problems effectively.


1. Seal Entry Points

-  Mice can squeeze through holes as small as a dime.
- Inspect the foundation, walls, windows, doors, and roofline.
- Seal small holes with steel wool and caulk.
- Use weather stripping around doors and windows.
- Cover vents and utility openings with metal mesh.


2. Eliminate Food Sources

-  Keep food secure to discourage unwanted guests.
- Store food in airtight containers.
- Clean up crumbs and spills immediately.
- Take out the trash often and keep lids tightly closed.
- Don't leave pet food out overnight.

3. Declutter and Clean

-  Clutter creates hiding spots and nesting areas.
- Organize storage spaces (basement, attic, garage).
- Use plastic bins instead of cardboard.
- Vacuum and dust regularly


4. Use Natural Deterrents

-  Try these safe, scent-based repellents:
- Peppermint oil on cotton balls
- Cayenne pepper or cloves in problem areas
- Ammonia (used carefully in well-ventilated spaces)
- Ultrasonic pest repellers (plug-in devices)

5. Set Traps Strategically

- Catch intruders before they multiply.
- Snap traps (fast and effective)
- Live traps (for humane catch-and-release)
- Place traps along walls and near known mouse paths
- Use bait like peanut butter, chocolate, or oats

6. Call a Professional (actually contact the KVC office)

-  If the problem persists or becomes overwhelming:
- Contact a licensed pest control service
- Ask about long-term prevention and exclusion techniques

7. Maintain Your Defenses

 Prevention is ongoing.

- Inspect for new holes every season
- Keep bushes and tree branches trimmed away from the house
- Store firewood away from walls
- Check storage boxes and outdoor items before bringing them inside

Stay proactive, stay rodent-free!

With a clean, sealed, and well-maintained home, you can keep mice where they belong—outside.

Supporting Our Community Through the Ice Storm

We hope that everyone is staying safe and warm in the aftermath of the recent ice storm. These weather events can be incredibly disruptive and stressful, and we want to acknowledge the resilience and care we've seen throughout our community during this time.

The cooperative is aware of the storm damage across the property and shares in the urgency to clear debris and restore safe access to all common areas. We are currently waiting on availability from Treescapes, our trusted tree care partner, to begin cleanup. As licensed arborists, Treescapes is fully insured and trained to handle this type of work safely and professionally.

While it's tempting to begin the cleanup ourselves, we kindly ask residents to hold off on removing damaged branches or trees. Hiring licensed arborists ensures the safety of everyone involved and protects both individuals and the cooperative from liability.

Thank you for your patience and understanding as we coordinate this effort. We'll share updates as soon as we receive a confirmed start date from Treescapes. In the meantime, please don't hesitate to reach out if you have any urgent concerns.

Let's continue to support one another and stay safe—we'll get through this together.

