

## Pima County Population Projections - Summary Dashboard

### Key Growth Metrics (2025-2060)

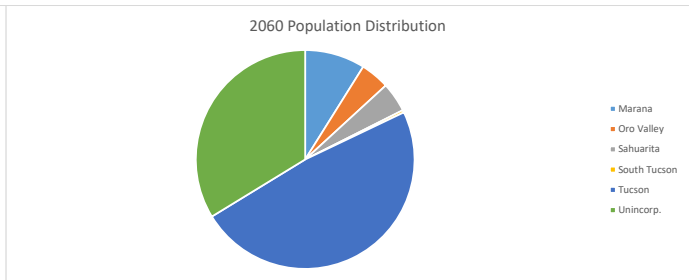
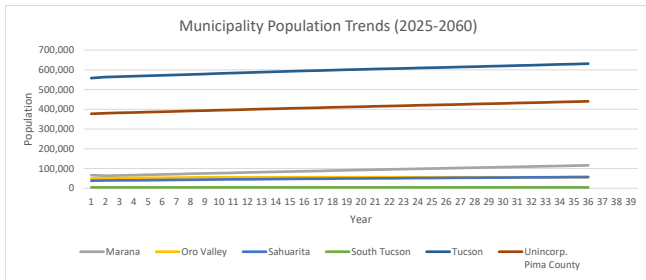
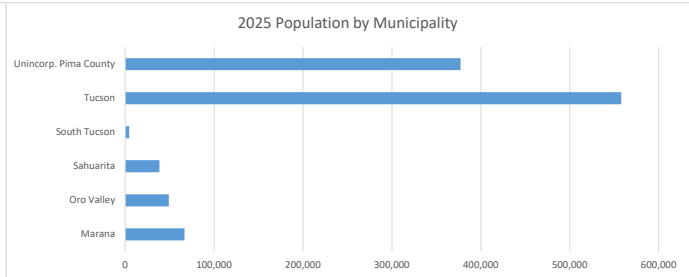
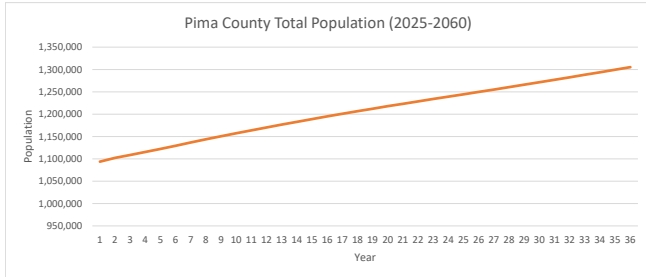
Municipality	2025 Population	2060 Population	Growth	% Growth
Pima County	1,093,761	1,305,212	211,451	19.3%
Marana	66,736	116,239	49,503	74.2%
Oro Valley	48,967	55,850	6,883	14.1%
Sahuarita	38,421	57,156	18,735	48.8%
South Tucson	4,535	4,599	64	1.4%
Tucson	557,901	631,112	73,211	13.1%
Unincorp. Pima County	377,201	440,256	63,055	16.7%

### Top Growing CDPs (2025-2060)

CDP Name	2025 Pop.	2060 Pop.	Growth	% Growth
Casas Adobes	71,579	73,760	2,181	3.0%
Catalina Foothills	52,188	52,188	0	0.0%
Green Valley	22,701	25,243	2,542	11.2%
Flowing Wells	15,662	15,662	0	0.0%
Drexel Heights	28,360	34,219	5,859	20.7%

### 2060 Population Distribution

Marana	116,239
Oro Valley	55,850
Sahuarita	57,156
South Tucson	4,599
Tucson	631,112
Unincorp.	440,256



## Pima County Population Projections (County & Municipalities)

Year	Pima County	Marana	Oro Valley	Sahuarita	South Tucson	Tucson	Unincorp.Pima County
2025	1,093,761	66,736	48,967	38,421	4,535	557,901	377,201
2026	1,102,227	63,500	51,352	39,131	4,599	563,427	380,219
2027	1,108,795	65,111	51,901	39,822	4,599	565,401	381,961
2028	1,115,523	66,736	52,454	40,506	4,599	567,464	383,764
2029	1,122,384	68,374	53,010	41,176	4,599	569,600	385,626
2030	1,129,414	70,024	53,573	41,837	4,599	571,827	387,554
2031	1,136,634	71,693	54,149	42,499	4,599	574,178	389,516
2032	1,143,742	73,357	54,718	43,149	4,599	576,480	391,440
2033	1,150,621	75,014	55,114	43,790	4,599	578,759	393,344
2034	1,157,329	76,668	55,348	44,425	4,599	581,045	395,245
2035	1,163,913	78,319	55,431	45,057	4,599	583,352	397,155
2036	1,170,387	79,926	55,499	45,629	4,599	585,664	399,070
2037	1,176,755	81,523	55,565	46,193	4,599	587,926	400,950
2038	1,182,994	83,107	55,629	46,748	4,599	590,125	402,786
2039	1,189,098	84,678	55,691	47,295	4,599	592,260	404,575
2040	1,195,070	86,235	55,751	47,833	4,599	594,332	406,320
2041	1,200,928	87,819	55,850	48,333	4,599	596,268	408,059
2042	1,206,679	89,399	55,850	48,828	4,599	598,207	409,796
2043	1,212,319	90,966	55,850	49,316	4,599	600,094	411,494
2044	1,217,845	92,519	55,850	49,796	4,599	601,928	413,153
2045	1,223,286	94,061	55,850	50,268	4,599	603,724	414,783
2046	1,228,664	95,534	55,850	50,732	4,599	605,445	416,504
2047	1,233,987	96,999	55,850	51,189	4,599	607,144	418,207
2048	1,239,276	98,456	55,850	51,640	4,599	608,830	419,900
2049	1,244,550	99,909	55,850	52,087	4,599	610,514	421,591
2050	1,249,828	101,359	55,850	52,531	4,599	612,203	423,286
2051	1,255,136	102,826	55,850	52,984	4,599	614,011	424,865
2052	1,260,505	104,290	55,850	53,435	4,599	615,803	426,527
2053	1,265,935	105,759	55,850	53,889	4,599	617,628	428,210
2054	1,271,434	107,232	55,850	54,345	4,599	619,492	429,917
2055	1,276,988	108,709	55,850	54,803	4,599	621,385	431,642
2056	1,282,568	110,209	55,850	55,272	4,599	623,313	433,325
2057	1,288,147	111,705	55,850	55,738	4,599	625,225	435,032
2058	1,293,773	113,207	55,850	56,206	4,599	627,158	436,753
2059	1,299,464	114,719	55,850	56,679	4,599	629,121	438,495
2060	1,305,212	116,239	55,850	57,156	4,599	631,112	440,256

Source: Arizona Office of Economic Opportunity and Pima Association of Governments

Pima County Population Projections (CDPs Population 500+)																							
Year	Ajo	Arivaca	Arivaca Junction	Avra Valley	Casas Adobes	Catalina	Catalina Foothills	Corona de Tucson	Drexel Heights	Elephant Head	Flowing Wells	Green Valley	J-Six Ranchettes	Picture Rocks	Rincon Valley	Sells	Summit	Tanque Verde	Three Points	Tucson Estates	Tucson Mountains	Vail	Valencia West
2025	3,039	627	971	5,686	71,579	7,745	52,188	10,293	28,360	612	15,662	22,701	666	9,773	6,937	2,121	4,829	16,358	5,243	12,364	11,006	15,212	17,301
2026	3,039	627	971	5,708	72,008	7,782	52,188	10,513	28,527	616	15,662	22,774	669	9,818	7,159	2,121	4,847	16,399	5,254	12,425	11,045	15,528	17,888
2027	3,039	628	972	5,729	72,428	7,819	52,188	10,734	28,695	621	15,662	22,846	672	9,862	7,381	2,121	4,866	16,439	5,265	12,486	11,084	15,844	18,476
2028	3,039	629	972	5,751	72,839	7,856	52,188	10,955	28,862	625	15,662	22,919	676	9,906	7,603	2,121	4,885	16,479	5,276	12,546	11,122	16,160	19,063
2029	3,039	630	972	5,773	73,241	7,893	52,188	11,176	29,030	630	15,662	22,991	679	9,950	7,825	2,121	4,903	16,517	5,288	12,607	11,159	16,476	19,650
2030	3,039	630	973	5,794	73,633	7,930	52,188	11,397	29,197	634	15,662	23,064	682	9,995	8,047	2,121	4,922	16,555	5,299	12,668	11,196	16,792	20,238
2031	3,039	631	973	5,816	73,760	7,967	52,188	11,618	29,364	639	15,662	23,137	686	10,039	8,249	2,121	4,941	16,592	5,310	12,728	11,231	17,108	20,825
2032	3,039	632	973	5,837	73,760	8,005	52,188	11,838	29,532	643	15,662	23,209	689	10,083	8,446	2,121	4,959	16,628	5,321	12,789	11,266	17,424	21,412
2033	3,039	633	974	5,859	73,760	8,042	52,188	12,059	29,699	648	15,662	23,282	693	10,127	8,639	2,121	4,978	16,663	5,333	12,850	11,300	17,740	21,999
2034	3,039	633	974	5,880	73,760	8,079	52,188	12,280	29,867	652	15,662	23,355	696	10,172	8,828	2,121	4,997	16,697	5,344	12,911	11,333	18,056	22,587
2035	3,039	634	974	5,902	73,760	8,116	52,188	12,501	30,034	657	15,662	23,427	699	10,216	9,012	2,121	5,015	16,731	5,355	12,971	11,365	18,372	23,174
2036	3,039	635	975	5,924	73,760	8,153	52,188	12,722	30,201	661	15,662	23,500	703	10,260	9,192	2,121	5,034	16,763	5,366	13,032	11,396	18,688	23,761
2037	3,039	636	975	5,945	73,760	8,190	52,188	12,943	30,369	666	15,662	23,572	706	10,304	9,367	2,121	5,053	16,795	5,378	13,093	11,426	19,004	24,348
2038	3,039	637	975	5,967	73,760	8,227	52,188	13,163	30,536	670	15,662	23,645	709	10,349	9,538	2,121	5,071	16,825	5,389	13,153	11,456	19,320	24,936
2039	3,039	637	975	5,988	73,760	8,264	52,188	13,384	30,704	675	15,662	23,718	713	10,393	9,704	2,121	5,090	16,832	5,400	13,214	11,485	19,636	25,523
2040	3,039	638	976	6,010	73,760	8,301	52,188	13,605	30,871	679	15,662	23,790	716	10,437	9,866	2,121	5,109	16,832	5,411	13,275	11,513	19,952	26,110
2041	3,039	639	976	6,032	73,760	8,338	52,188	13,784	31,038	684	15,662	23,863	719	10,481	10,024	2,121	5,127	16,832	5,422	13,336	11,540	20,268	26,586
2042	3,039	640	976	6,053	73,760	8,375	52,188	13,958	31,206	688	15,662	23,935	723	10,526	10,177	2,121	5,146	16,832	5,434	13,396	11,566	20,584	27,050
2043	3,039	640	977	6,075	73,760	8,412	52,188	14,128	31,373	692	15,662	24,008	726	10,570	10,326	2,121	5,165	16,832	5,445	13,457	11,591	20,900	27,502
2044	3,039	641	977	6,096	73,760	8,449	52,188	14,294	31,541	697	15,662	24,081	729	10,614	10,470	2,121	5,183	16,832	5,456	13,518	11,616	21,216	27,943
2045	3,039	642	977	6,118	73,760	8,486	52,188	14,455	31,708	701	15,662	24,153	733	10,658	10,610	2,121	5,202	16,832	5,467	13,578	11,639	21,532	28,371
2046	3,039	643	978	6,140	73,760	8,523	52,188	14,612	31,875	706	15,662	24,226	736	10,703	10,745	2,121	5,221	16,832	5,479	13,639	11,662	21,848	28,788
2047	3,039	643	978	6,161	73,760	8,560	52,188	14,764	32,043	710	15,662	24,299	739	10,747	10,876	2,121	5,240	16,832	5,490	13,700	11,684	22,164	29,193
2048	3,039	644	978	6,183	73,760	8,597	52,188	14,912	32,210	715	15,662	24,371	743	10,791	11,003	2,121	5,258	16,832	5,501	13,761	11,684	22,480	29,587
2049	3,039	645	979	6,204	73,760	8,634	52,188	15,056	32,377	719	15,662	24,444	746	10,835	11,125	2,121	5,277	16,832	5,512	13,821	11,684	22,796	29,969
2050	3,039	646	979	6,226	73,760	8,671	52,188	15,195	32,545	724	15,662	24,516	749	10,880	11,242	2,121	5,296	16,832	5,524	13,882	11,684	23,112	30,339
2051	3,039	646	979	6,248	73,760	8,708	52,188	15,330	32,712	728	15,662	24,589	753	10,924	11,355	2,121	5,314	16,832	5,535	13,943	11,684	23,428	30,697
2052	3,039	647	980	6,269	73,760	8,746	52,188	15,460	32,880	733	15,662	24,662	756	10,968	11,464	2,121	5,333	16,832	5,546	14,003	11,684	23,744	31,043
2053	3,039	648	980	6,291	73,760	8,783	52,188	15,586	33,047	737	15,662	24,734	759	11,013	11,568	2,121	5,352	16,832	5,557	14,064	11,684	24,060	31,378
2054	3,039	649	980	6,312	73,760	8,820	52,188	15,707	33,214	742	15,662	24,807	763	11,057	11,668	2,121	5,370	16,832	5,568	14,125	11,684	24,376	31,701
2055	3,039	649	981	6,334	73,760	8,857	52,188	15,824	33,382	746	15,662	24,880	766	11,101	11,764	2,121	5,389	16,832	5,580	14,186	11,684	24,692	32,012
2056	3,039	650	981	6,356	73,760	8,894	52,188	15,937	33,549	751	15,662	24,952	769	11,145	11,855	2,121	5,408	16,832	5,591	14,246	11,684	25,008	32,312
2057	3,039	651	981	6,377	73,760	8,931	52,188	16,045	33,717	755	15,662	25,025	773	11,190	11,941	2,121	5,426	16,832	5,602	14,307	11,684	25,215	32,600
2058	3,039	652	982	6,399	73,760	8,968	52,188	16,149	33,884	760	15,662	25,097	776	11,234	12,023	2,121	5,445	16,832	5,613	14,368	11,684	25,215	32,876
2059	3,039	652	982	6,420	73,760	9,005	52,188	16,248	34,051	764	15,662	25,170	779	11,278	12,101	2,121	5,464	16,832	5,625	14,428	11,684	25,215	33,140
2060	3,039	653	982	6,442	73,760	9,042	52,188	16,343	34,219	769	15,662	25,243	783	11,322	12,174	2,121	5,482	16,832	5,636	14,489	11,684	25,215	33,392

Source: Arizona Office of Economic Opportunity and Pima Association of Governments