

KEY PLAN

I HEREBY CERTIFY THAT THIS PLAN, SPECIFICATION OR REPORT WAS PREPARED BY ME OR UNDER MY DIRECT SUPERVISION AND THAT I AM A DULY LICENSED PROFESSIONAL ENGINEER UNDER THE LAWS OF THE STATE OF MINNESOTA.

DATE _____ LIC. NO. _____

I HEREBY CERTIFY THAT THIS PLAN, SPECIFICATION OR REPORT WAS PREPARED BY ME OR UNDER MY DIRECT SUPERVISION AND THAT I AM A DULY LICENSED ARCHITECT UNDER THE LAWS OF THE STATE OF MINNESOTA.

GARY FAHL

DATE 06-16-06 LIC. NO. 23552

THESE PLANS AND SPECIFICATIONS ARE THE PROPERTY OF I&S ENGINEERS & ARCHITECTS, INC. THEY MAY NOT BE USED, COPIED OR DUPLICATED WITHOUT PRIOR WRITTEN CONSENT.

PROJECT

CLEAR LAKE PRESS

2006 EXPANSION

WASECA MINNESOTA

MARK	DATE	DESCRIPTION
▲		
▲		
▲		
▲		

PROJECT NO. 05-9013

CAD FILE NAME 9013 A1-21.dwg

DRAWN BY JWK/RP/SAK

DESIGNED BY GF

PLOT DATE 06-16-06

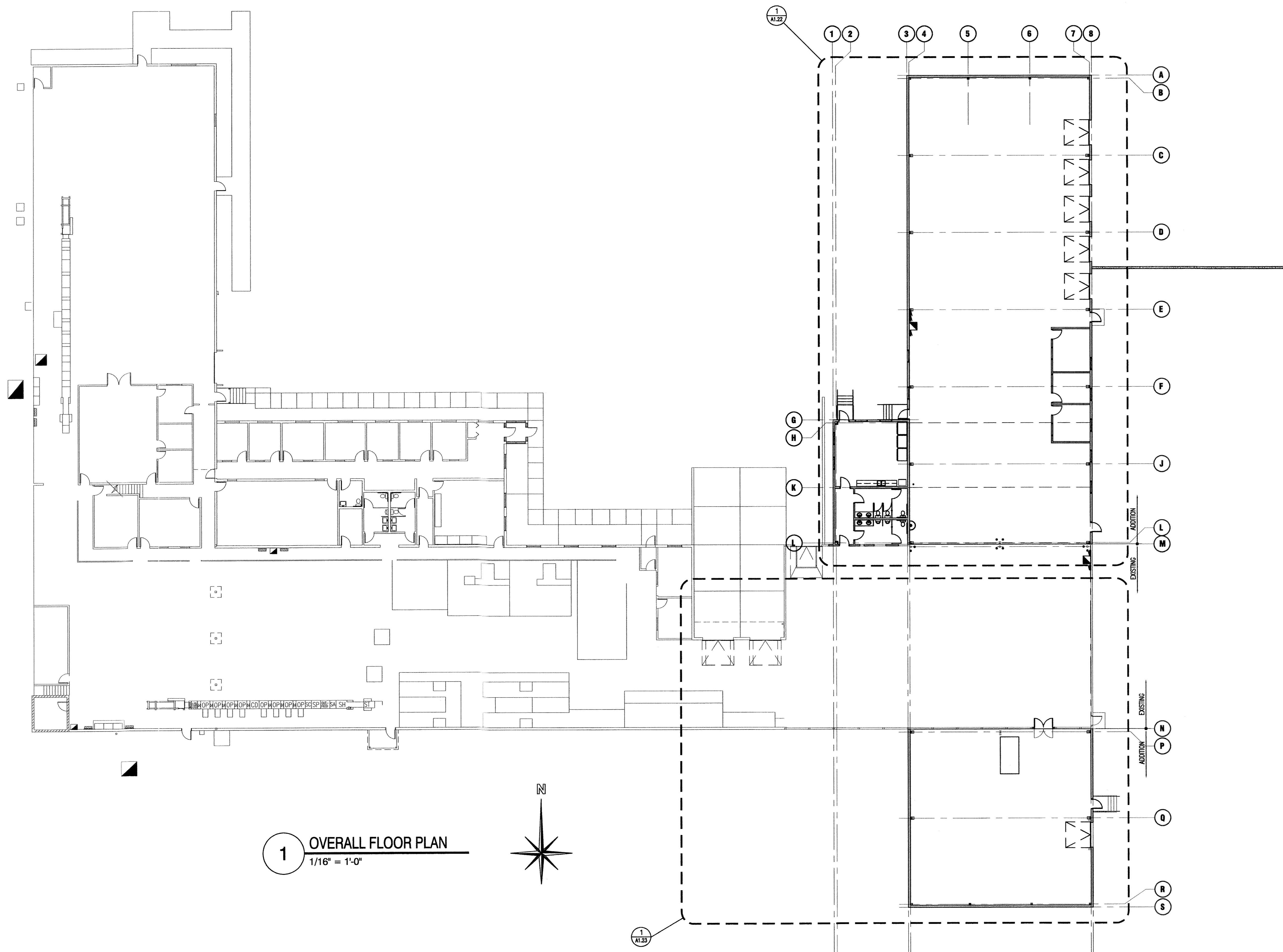
CLIENT PROJECT NO.

TITLE

OVERALL FLOOR PLAN


SHEET

A1.21

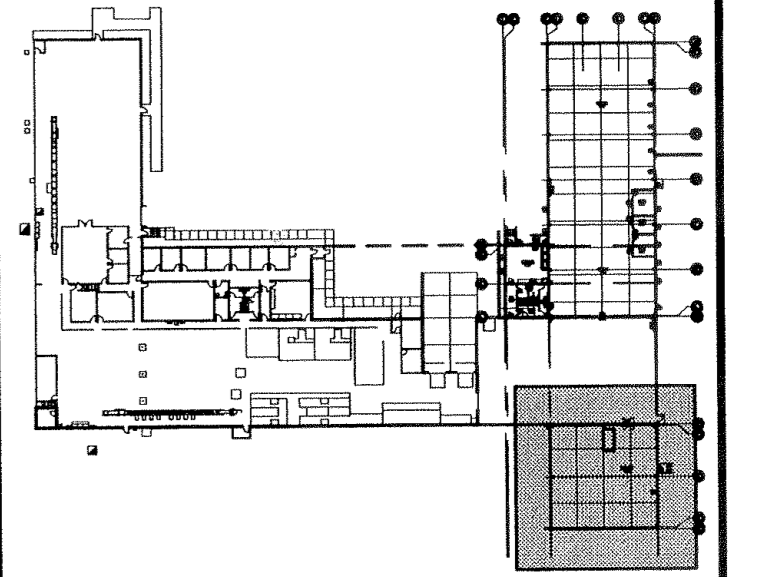


1 OVERALL FLOOR PLAN
1/16" = 1'-0"





WALL TYPES	
1	EXTERIOR WALL : 8" STEEL WALL GIRTS BY METAL BUILDING SUPPLIER FACED W/ 26 GAUGE STEEL WALL PANELS ON THE EXTERIOR & 26 GAUGE LINER PANEL ON THE INTERIOR.
2	EXTERIOR WALL : 6"x20 GAUGE STEEL STUDS @ 16" O.C. W/ FURRING CHANNELS HORIZONTAL @ 24" O.C. & FACED W/ BUILDING WRAP & 26 GAUGE STEEL WALL PANELS. PROVIDE 5/8" TYPE "X" GYP. BD. ON INTERIOR.
3	INTERIOR WALL : 8" STEEL WALL GIRTS BY METAL BUILDING SUPPLIER W/ 26 GAUGE LINER PANEL ON WAREHOUSE SIDE & HORIZONTAL FURRING CHANNELS @ 2'-0" FACED W/ 5/8" TYPE "X" GYP. BD. ON OTHER SIDE.
4	INTERIOR WALL : 6"x20 GAUGE STEEL STUDS @ 16" O.C. FACED W/ 5/8" TYPE "X" GYP. BD. ON EACH FACE. INFILL WALL W/ 3 1/2" FIBERGLASS INSULATION.
5	INTERIOR WALL : 3 5/8" x 18 GAUGE STEEL STUDS @ 16" O.C. FACED W/ 5/8" TYPE "X" GYP. BD. ON EACH FACE.
6	INTERIOR WALL : INFILL EXISTING DOOR & WALL OPENING W/ 2x6 WOOD STUDS @ 16" O.C. & 2x4 GIRTS @ 2'-4" O.C. TO MATCH EXISTING. FACE WAREHOUSE SIDE OF WALL W/ 5/8" PLYWOOD PAINTED TO MATCH EXISTING. PROVIDE 5/8" TYPE "X" GYP. BD. ON OTHER SIDE.
7	EXTERIOR WALL : INFILL EXISTING OPENING W/ 2x6 WOOD STUDS @ 16" O.C. & 2x4 GIRTS @ 2'-4" O.C. TO MATCH EXISTING. APPLY SALVAGED WALL PANEL ON EXTERIOR FACE & 5/8" PLYWOOD ON INTERIOR. PAINT PLYWOOD TO MATCH EXISTING.



KEY PLAN

I HEREBY CERTIFY THAT THIS PLAN, SPECIFICATION OR REPORT WAS PREPARED BY ME OR UNDER MY DIRECT SUPERVISION AND THAT I AM A DULY LICENSED PROFESSIONAL ENGINEER UNDER THE LAWS OF THE STATE OF MINNESOTA.

DATE _____ LIC. NO. _____

I HEREBY CERTIFY THAT THIS PLAN, SPECIFICATION OR REPORT WAS PREPARED BY ME OR UNDER MY DIRECT SUPERVISION AND THAT I AM A DULY LICENSED ARCHITECT UNDER THE LAWS OF THE STATE OF MINNESOTA.

GARY FAHL

DATE 06-16-06 LIC. NO. 23552

THESE PLANS AND SPECIFICATIONS ARE THE PROPERTY OF I&S ENGINEERS & ARCHITECTS, INC. THEY MAY NOT BE USED, COPIED OR DUPLICATED WITHOUT PRIOR WRITTEN CONSENT.

PROJECT

CLEAR LAKE PRESS

2006 EXPANSION

WASECA MINNESOTA

MARK	DATE	DESCRIPTION
▲		
▲		
▲		
▲		

PROJECT NO. 05-9013

CAD FILE NAME 9013 A1-23.dwg

DRAWN BY JWK/RLP/SAK

DESIGNED BY GF

PLOT DATE 06-16-06

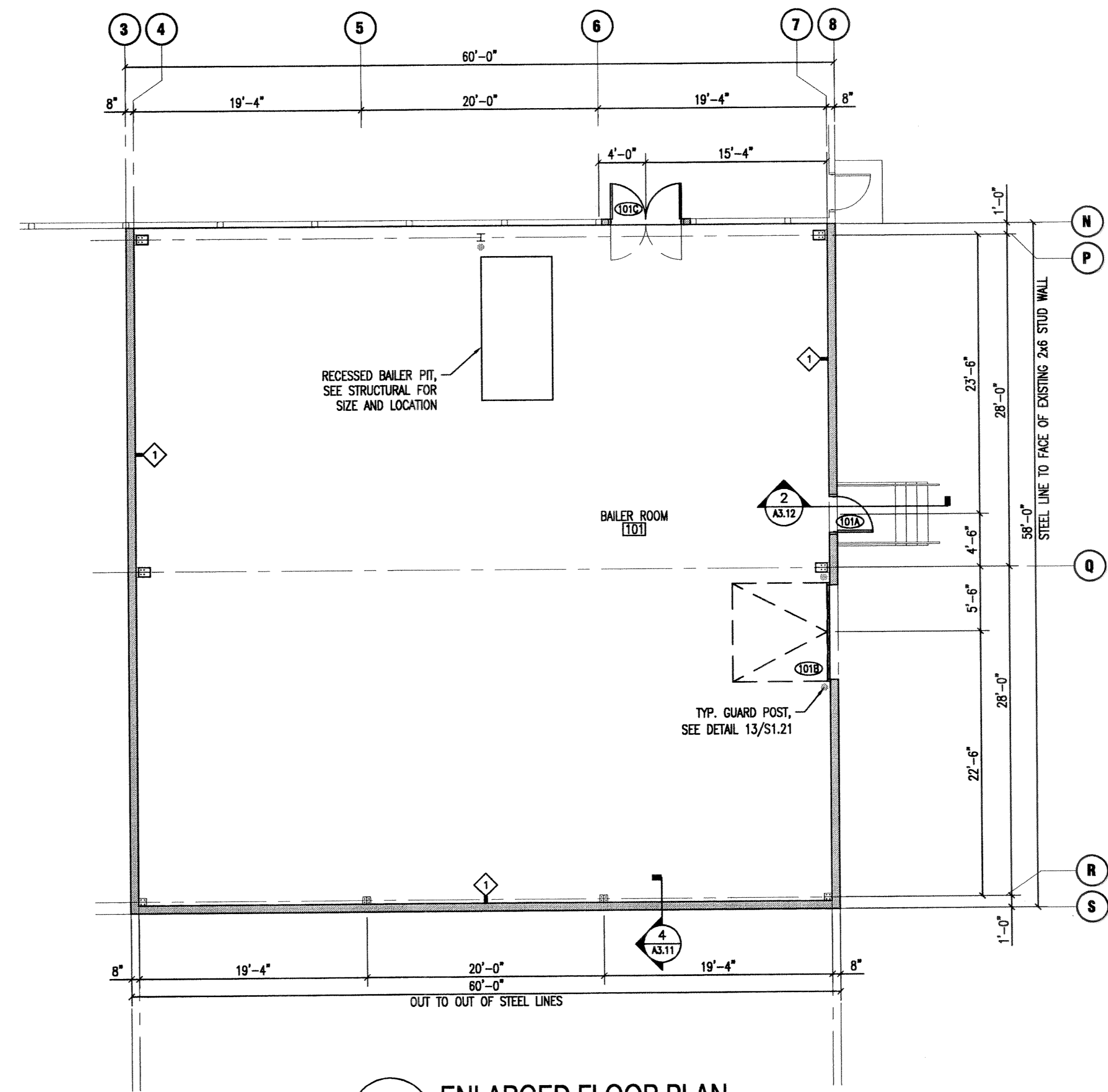
CLIENT PROJECT NO.

TITLE

ENLARGED FLOOR PLAN

SHEET

A1.23



1 ENLARGED FLOOR PLAN
1/8" = 1'-0"

