

The SSLA



# LLAMA JOURNAL

The Official Journal of the Southern States Llama Association

January 2018



## TABLE OF CONTENTS

SSLA Board Members and Information	3
President’s Message	4
SSLA 2017 Board of Directors Meeting, September 2, 2017	4
ALSA Youth Committee Report	6
Children’s Christmas Parade Atlanta Photos	7
Winter Classic Llama Show Results	8
Fiber Arts Without Spinning	10
Hillbilly Llama Show Announcement	11
SSLA Annual Conference 2018 Announcement	12
Simple Alpaca Products Care Instructions	14
Calendar of Upcoming Llama Events	15
Advertising Information	16
Obstacle Trailer Advertising Information	17

*Cover: Winter wonderland at  
Infinity Acres Ranch*



**Deadline for the next issue is April 15, 2018**

*Send articles, photos and ads (digital format preferred) to:*

Lisa Pool, Journal Editor at [designsbylisap@gmail.com](mailto:designsbylisap@gmail.com)  
or  
Charlene Braun, Online Journal Editor, [turtlrn@earthlink.net](mailto:turtlrn@earthlink.net)

*All ads must be prepaid. Send payment to:*  
Kathy Devaul, SSLA Treasurer, 217 Donald Road, Leesburg, GA 31763

## SSLA BOARD MEMBERS AND INFORMATION

### Board of Directors

Mary Rose Collins, *President*  
[mrc604@tampabay.rr.com](mailto:mrc604@tampabay.rr.com)

Tom Rothering, *Vice President*  
[twrothering@aol.com](mailto:twrothering@aol.com)

Kathy Devaul, *Treasurer*  
[kdevaul@bellsouth.net](mailto:kdevaul@bellsouth.net)

Tracy Weaver, *Secretary*  
[lotsallamas@earthlink.net](mailto:lotsallamas@earthlink.net)

Karen Pihera, *Director*  
[kpihera@aol.com](mailto:kpihera@aol.com)

Lynn Wright, *Director*  
[walkingwright@msn.com](mailto:walkingwright@msn.com)

Kim Kyst, *Director*  
[Kim@kyst.org](mailto:Kim@kyst.org)

Greg Hall, *Director*  
[SimplicitylamaFarm@yahoo.com](mailto:SimplicitylamaFarm@yahoo.com)

### Committee Chairs & Contacts

(If the committee chair is a board member, that person is also the Board Liaison)

#### Committees

**Annual Meeting Conference**—  
 Mary Rose Collins

**By-law Amendment**—Tom Wilson  
*Board Liaison: Mary Rose Collins*

**Carting**—Greg Hall

**Election**—To be determined

**Fiber**—Tracy Weaver

**Online Journal**—Charlene Braun  
[turtlrun@earthlink.net](mailto:turtlrun@earthlink.net)

**Printed Journal**—Lisa Pool  
[designsbylisap@gmail.com](mailto:designsbylisap@gmail.com)  
*Board Liaison: Mary Rose Collins*

**Library**—Lauren Wright

**Llama Trekking & Packing**—  
 Tom Rothering

**Membership**—Cheryl Lambert  
[clambert5@tampabay.rr.com](mailto:clambert5@tampabay.rr.com)  
*Board Liaison: Karen Pihera*

**Pack**—Tom Rothering

**Show**—Kathy Devaul

**Website**—Vicki Sundberg  
*Board Liaison: To be determined*

**Youth & Youth Ambassador Awards**—  
 Cathie Kindler  
*Board Liaison: Kim Kyst*

**Youth Scholarship**—Tom Rothering

**Ambassador Awards**—Greg Hall  
**Trekking Awards**—Vicki Sundberg  
**Sweepstakes Awards**—Lynn/Lauren Wright  
*Board Liaison: Lynn Wright*

**Rescue**—Deborah Logan  
[logan99.mail@gmail.com](mailto:logan99.mail@gmail.com)

**Sweepstakes**—Vicki Sundberg  
*Board Liaison: Lynn Wright*

### Journal Mission Statement

THE LLAMA JOURNAL, published by the Southern States Llama Association (SSLA) is distributed quarterly to the members of SSLA. The purpose of the Journal is to provide:

- Information and articles of interest
- A forum for members to express their opinions on llamas and related matters
- Board of Directors meeting minutes, Treasurer's report and other information pertinent to the function of SSLA.

**Notice:** The information contained in this Journal is not intended to be a substitute for qualified professional advice. Our readers are encouraged to consult with their own vets, accountants or attorneys for questions concerning their animals or business operations. SSLA or the editor is not responsible for any losses resulting from a reader's failure to heed this caution. Opinions expressed or implied are hereby the editor's choice and are not the opinions of the SSLA Board of Directors or SSLA as a group.

### SSLA Mission Statement

OUR MISSION as members of the Southern States Llama Association is to be a strong organization of llama and alpaca owners who have joined together for the purpose of education, fun, and fellowship while promoting the health and welfare of llamas and the llama industry.

### SSLA Online—keep in touch with your llama organization

**Website:** [www.ssla.org](http://www.ssla.org)

**Facebook** page: Listed as "SSLA-Southern States Llama Association"

**SSLA-Members Yahoo Group:** Request membership from [ssla-members-owner@yahoo.com](mailto:ssla-members-owner@yahoo.com)

Group members can post messages to [SSLA-Members@yahoo.com](mailto:SSLA-Members@yahoo.com)



*SSLA January 10, 2018 Board of Directors Meeting, continued*

To give the speaker more insight to our organization, Kim will send to Dr. Griffith the Board's contact information and the SSLA procedure manual. Kim will keep the Board updated with future information concerning the speaker information.

Mary Rose mentioned that sponsors are needed for the conference.

**Topic: Elections**

Discussion: Mary Rose Collins

Action: Vicki Sundberg, Inspector of Elections and Tom Wilson, Election Committee member, are coordinating the procedures for the Board elections. There are three positions to be filled for the two-year term. Election communications will be electronically. Contact Vicki or Tom Wilson if you wish to participate in this capacity for our SSLA.

**Topic: Board of Directors Responsibilities**

Discussion: Mary Rose Collins

Action: Mary Rose began discussion of Board responsibilities, citing pros, cons and examples of various situations. This requires action of this Board, to ensure fairness to those that volunteer for the job of Board Members.

After some discussion, the motion was made by Cathie Kindler with a second by Kathy Devaul for the following responsibilities, approved by current Board, and then will go to Tom Wilson to make a bylaw change:

Board of Director Responsibilities:

1. Attend in person or via conference call at least 4 regular Board meetings and be available for additional meetings as requested.
  2. Act as a liaison to the Board for committees as appointed.
  3. Attend, volunteer, participate, or sponsor 2 major SSLA events per year.
- Major SSLA Events Include -
- a. Hillbilly Show
  - b. SSLA Annual Meeting and Conference
  - c. Georgia National Fair Show
  - d. SSLA Pack Trails
  - e. Heart of Dixie Llama Show
  - f. Northeast Tennessee Llama Show

**Topic: Website**

Vicki Sundberg has agreed to updating website. We will have a member password. Vicki feels it will take about 6 months to have the site fully renewed and updated. Thank you to Vicki for taking on this endeavor!

**Topic: Awards for Conference**

Lynn and committee are in process of picking out awards for conference.

**Topic: Sweepstakes for 2108**

Discussion: Lynn Wright

A few changes of the Sweepstakes Award for review and approval.

The first change was to the single alpaca open class, it will now be: novice/advanced/master alpaca classes. Board members voted with a roll call vote - unanimous vote.

Second change - Instead of the several double point shows for the upcoming show season, there will be only two double point shows: Hillbilly and Georgia National shows. Mary Rose continued the roll call vote and all are in favor of the change.

**Topic: Treasurer's Report**

Discussion: Kathy Devaul

Reviewed the expenses and income and balances for the January 10<sup>th</sup> 2018 board meeting. The Board voted and approved a transfer of funds from a show account to the general fund account. Kathy will send a copy of Treasurer's report to Secretary for the minutes.

**Topic: Ambassador Award**

Discussion: Greg Hall

Greg brought to our attention the need to reestablish criteria for the Ambassador llama awards. He will to review and have more information for next Board meeting or conference call.

Roll call of Board to discuss any other business - none.

Motion to dismiss, 8:19pm, Meeting adjourned.



Hello Everyone! I hope you had a wonderful Halloween, and for those of you that showed at Nationals, a wonderful show and congratulations on your achievements. Getting down to business, I want to thank the ones of you that donated items to the auction, that made the auction so much larger with your donations. Also a big thank you to EVERYONE that bid on items in the auction. Your generous contributions send our youth to college. We decided that we had so many great items that we ran the auction over two days. We had items out on Friday that closed 10 minutes after the last class was completed and another one ran the same way Saturday with all new items. Our high seller this year was in Friday's auction and was a llama printed clothes hamper. The total raised for our youth was \$1,344! That is over two and a half scholarships. I am very proud to help represent our youth and look forward to what the money can do to help our youth with education.

Also, we had a generous sponsor this year that donated \$250 to the youth that showed at the grand national this year. Glenna and I spoke a lot about what this could be used for that would directly benefit our youth and decided to divide it amongst the youth. We had 25 youth showing this year so each one got \$10.00. The youth all seemed very happy about this and we really appreciate the donation.

Hunter Williams — Chair of the ALSA Youth Committee

# CHILDRENS CHRISTMAS PARADE ATLANTA



**WINTER CLASSIC LLAMA SHOW  
DECEMBER 9-10, 2017**

**Blue Judge**

**Silver Judge**

<b>Overall Showmanship</b>	Rubeus Hagrid - Lauren Wright	Rubeus Hagrid - Lauren Wright
<b>Suri Wool Female</b>	<b>Grand:</b> HHD Malibu Barbie - Alex Williams <b>Reserve:</b> Peloquins Hally Ween Spookie Ap! - Dorthe Peloquin	<b>Grand:</b> HHD Malibu Barbie - Alex Williams <b>Reserve:</b> Peloquins Hally Ween Spookie Ap! - Dorthe Peloquin
<b>Light Wool Female</b>	<b>Grand:</b> Overman's Black Sapphire - Debbie Andrews <b>Reserve:</b> DDH's Lazer Design - Alex Williams	<b>Grand:</b> Overman's Black Sapphire - Debbie Andrews <b>Reserve:</b> Tux's Spotted Snowflake - Mary Rose Collins
<b>Medium Wool Female</b>	<b>Grand:</b> ALCL Dominique - Debbie Andrews <b>Reserve:</b> Moose Hill's Speckled Tush - Mary Rose Collins	<b>Grand:</b> ALCL Dominique - Debbie Andrews <b>Reserve:</b> Moose Hill's Speckled Tush - Mary Rose Collins
<b>Heavy Wool Female</b>	<b>Grand:</b> MSF Moondance - Debbie Andrews <b>Reserve:</b> HHD Dark Chocolate - Alex Williams	<b>Grand:</b> MSF Moondance - Debbie Andrews <b>Reserve:</b> HHD Dark Chocolate - Alex Williams
<b>Suri Female Futurity Under 24 Months</b>	<b>Grand:</b> HHD Malibu Barbie - Alex Williams	<b>Grand:</b> HHD Malibu Barbie - Alex Williams
<b>Traditional/Silky Female Under 24 Months</b>	<b>Grand:</b> Peloquin's Spunkie Ap Rapsody! - Dorthe Peloquin	<b>Grand:</b> Peloquin's Spunkie Ap Rapsody! - Dorthe Peloquin
<b>Suri Male Futurity Under 24 Months</b>	<b>Grand:</b> ALCL Grey Goose - Debbie Andrews	<b>Grand:</b> ALCL Grey Goose - Debbie Andrews
<b>Traditional/Silky Male Futurity Over 24 Months</b>	<b>Grand:</b> Spapveco's Rock Starr - Lauren Wright	<b>Grand:</b> Spapveco's Rock Starr - Lauren Wright
<b>Suri Wool Male</b>	<b>Grand:</b> ALCL Grey Goose - Debbie Andrews <b>Reserve:</b> Peloquin's Surious Appy! - Dorthe Peloquin	<b>Grand:</b> Peloquin's Surious Appy! - Dorthe Peloquin <b>Reserve:</b> ALCL Grey Goose - Debbie Andrews
<b>Light Wool Male</b>	<b>Grand:</b> RCF Moondance - Dorthe Peloquin <b>Reserve:</b> NWLF's Flash Gordon—Lauren Wright	<b>Grand:</b> NWLF's Flash Gordon—Lauren Wright <b>Reserve:</b> RCF Moondance - Dorthe Peloquin
<b>Medium Wool Male</b>	<b>Grand:</b> RCF Browning - Bailey Jones <b>Reserve:</b> ALCL Before Midnight - Debbie Andrews	<b>Grand:</b> ALCL After Midnight - Alex Williams <b>Reserve:</b> ALCL Before Midnight - Debbie Andrews
<b>Heavy Wool Male</b>	<b>Grand:</b> Spapveco's Rock Starr - Lauren Wright <b>Reserve:</b> Detroit's Star Walker - Dorthe Peloquin	<b>Grand:</b> Spapveco's Rock Starr - Lauren Wright <b>Reserve:</b> Detroit's Star Walker - Dorthe Peloquin
<b>Non Breeder</b>	<b>Grand:</b> ALCL Snoopy - Debbie Andrews <b>Reserve:</b> ALCL Live Action - Debbie Andrews	<b>Grand:</b> ALCL Live Action - Debbie Andrews <b>Reserve:</b> ALCL Hungry Jack - Alex Williams
<b>Best of Show</b>	Spapveco's Rock Starr - Lauren Wright	ALCL Dominique - Debbie Andrews
<b>SSLA Judges Choice</b>	Spapveco's Rock Starr - Lauren Wright	ALCL Dominique - Debbie Andrews





**WINTER CLASSIC LLAMA SHOW  
DECEMBER 9-10, 2017**

**Blue Judge**

**Silver Judge**

<b>Alpaca Female Halter</b>	<b>Grand:</b> TCB Free Bird's Romance At Wendy's - Debbie Andrews <b>Reserve:</b> Lofty Pine Accoyo Fly Me Away - Alex Williams	<b>Grand:</b> TCB Free Bird's Romance At Wendy's - Debbie Andrews <b>Reserve:</b> Lofty Pine Accoyo Fly Me Away - Alex Williams
<b>Alpaca Non-Breeder Halter</b>	<b>Grand:</b> Maximus II - Debbie Andrews <b>Reserve:</b> Mr. Wilbur - Lauren Wright	<b>Grand:</b> Maximus II - Debbie Andrews <b>Reserve:</b> Prince Wednesday - Lauren Wright
<b>Alpaca Male Halter</b>	<b>Grand:</b> TP Jubilee's Delta Jazz - Alex Williams	<b>Grand:</b> TP Jubilee's Delta Jazz - Alex Williams
<b>Alpaca Best of Show</b>	CVL Super Nova - McKayla Snow	HHD Raven - Alex Williams
<b>Huacaya Walking Fleece</b>	<b>Grand:</b> TCB Free Bird's Romance At Wendy's - Debbie Andrews <b>Reserve:</b> Mr. Wilbur - Lauren Wright	<b>Grand:</b> Yeti 110 - Lauren Wright <b>Reserve:</b> Prince Wednesday - Lauren Wright
<b>Masters</b>	<b>Grand:</b> Timberwind's Chevy Chase - Lauren Wright <b>Reserve:</b> ALCL Black Jack - Debbie Andrews	<b>Grand:</b> Timberwind's Chevy Chase - Lauren Wright <b>Reserve:</b> Good Ol' Smiley - Greg Hall
<b>Masters Alpaca</b>	<b>Grand:</b> Mr. Wilbur - Lauren Wright	<b>Grand:</b> Mr. Wilbur - Lauren Wright
<b>Advanced</b>	<b>Grand:</b> Peruvian Mr.Edison - Alex Rodman <b>Reserve:</b> NWLF'S Flash Gordon - Lauren Wright	<b>Grand:</b> Peruvian Mr.Edison - Alex Rodman <b>Reserve:</b> NWLF'S Flash Gordon - Lauren Wright
<b>Advanced Alpaca</b>	<b>Grand:</b> Yeti 110 - Lauren Wright	<b>Grand:</b> Yeti 110 - Lauren Wright
<b>Novice</b>	<b>Grand:</b> Spapveco's Rock Starr - Lauren Wright <b>Reserve:</b> Oak Rest's Cinco De Mayo - Kathy Wilbanks	<b>Grand:</b> Spapveco's Rock Starr - Lauren Wright <b>Reserve:</b> Tevye's Taken By Toccoa - Bailey Jones
<b>Novice Alpaca</b>	<b>Grand:</b> Maximus II - Debbie Andrews <b>Reserve:</b> Prince Wednesday - Lauren Wright	<b>Grand:</b> Maximus II - Debbie Andrews <b>Reserve:</b> Prince Wednesday - Lauren Wright
<b>Senior Youth</b>	<b>Grand:</b> Riseland's Prevoe - Bailey Jones <b>Reserve:</b> Coleman's Critters Cupid - Tyler Davis	<b>Grand:</b> Riseland's Prevoe - Bailey Jones <b>Reserve:</b> Coleman's Critters Cupid - Tyler Davis
<b>Junior Youth</b>	<b>Grand:</b> CWL The Joker - Riley Duncan <b>Reserve:</b> Oak Rest's Bentley - Dylan Shaver	<b>Grand:</b> CWL The Joker - Riley Duncan <b>Reserve:</b> Oak Rest's Bentley - Dylan Shaver



## Fiber Arts without Spinning *By Dianne Howe with Marsha Novak*

Now that the shearing is finished and you have properly stored all your wonderful fiber, are you wondering what to do with it? If you do not spin, don't despair. There are actually quite a few things that non-spinners can do with raw and carded fiber. I will briefly outline four "crafts" where non-spun fiber can be utilized: knitting, weaving, locker-hooking, and felting.

### Knitting with Carded Fiber

I know you are saying, "But don't you knit with yarn?" Yes, but you can knit with carded fiber as well. It is a little more tricky as the carded fiber is more delicate than yarn. This method of knitting will work best if the fiber is at least 3" long so that each fiber is knit into several stitches.

If you want to try this, make sure that the carded fiber is prepared in pencil roving. This is the very thin roving that you can request if you send your raw fiber off to be commercially carded. It really works the best for knitting. You still may need to split the roving into even thinner strips depending on the pattern you have selected to knit.

You will also need to use thinner knitting needles, pull the roving into a size that is relatively thick for those needles.

The knitting process is basically the same, but instead of the yarn on your knitting needles, you use the pencil roving. Because the roving is much more lofty and fuzzy than any yarn, your finished garment will have these same characteristics. Once the roving is knit, it is quite strong and will hold up well for hand-washing. (Check the Fall 2000 issue of "Spin-Off" magazine, pages 50-53 for a more detailed description of knitting with roving.)

### Weaving with Roving

Once again, many of you are probably thinking that only threads and yarns are used for weaving. While these are certainly common materials, some incredibly beautiful weaving can be done using a combination of yarn and roving. In fact, many tapestry types of weaving are done using raw fiber or carded fiber. You can easily buy commercially prepared threads or yarns which you will use for the warp (the vertical threads on the loom). The horizontal component of the weaving, or the weft, will be the roving. You may choose to alternate rows of thread to secure the roving.

There are actually some fantastic weavings being produced in South America using this method. One of the biggest advantages of using roving in this application is that you can use lots of different colors and actually create a picture, rather than just a pattern. Check out the [www.novica.com](http://www.novica.com) website to see examples of this type of weaving.

For this weaving technique, you can use a simple hand loom or Navaho type loom, or a more complex loom. After the warp is set up, weave the first row of weft with yarn. For the next row, use your roving instead of the yarn. This row will obviously be much thicker and have more depth. It requires specific techniques to thread this type of weft through the warp without the

fiber pulling apart. The third row can be yarn, the fourth row the roving, and so on. Or you can do the entire weft with the raw or carded fiber. There are two good beginner's weaving books that you may want to use as reference if you are interested in trying this craft: *Tapestry Weaving* by Nancy Harvey, and *Navaho Weaving Way* by Noel Bennett and Tiana BigHorse.

### Locker Hooking

Locker hooking will probably remind you of a similar craft that you may have done as a child in school. It uses a canvas mesh made out of squares that are about 1/4". You use a special "locker hook" tool that is a crochet hook on one end and a large needle eye on the other end. The roving is pulled through the first square of the mesh from underneath with the crochet hook, then the crochet hook goes through the next square and pulls up a tuft of roving again, and repeats all the way across the row. To secure the row, you run the locker hook that is threaded with yarn, back underneath all the tufts of wool to secure them, and start on the second row. It is similar to hooking a rug, but instead of using individual pieces of short thread and tying a knot in each, you use a continuous piece of fiber, or in this case, roving. You can do patterns of color or actually make scenes, pictures, or anything you desire.

The finished piece is reversible in that it has wool on both sides. The finished, woven canvas can be used as a wall hanging, rug, place mat, even made into a handbag, decorative pillow, tea cosy, cover for flower pots, etc. The only limit to what you can do with locker hooking is your creativity and imagination. This kind of craft is also suitable for children ages ten and up.

If this strikes your fancy, check out the book, *Creative Locker Hooking* by Leone Peguero.

### Felting

The final craft for creating fun things from your raw llama wool is felting. This is very easy to do and almost impossible to make mistakes. Felting is basically getting the raw fiber to create a tangled mat, using water, soap and lots of agitation. (It's something you don't want to do if you are washing fiber for some other purpose!)

You can do it in a large basin or sink. You can use the raw fiber as it comes off the llama or you can card it first. By carding it first, the felt you produce will be in flatter sheets and be a bit smoother. This would be appropriate if you want to use it for making patterns for felt animals, or garments (hats, purses, etc.).

Use relatively warm water and liquid dish detergent. Put the wool into this water and start agitating it with your hands. Work the wool until it starts to come together into felt. Once you have it felted to the desired consistency, squeeze out the excess water and let it dry on a flat surface. Once dry, it can be cut into strips and woven into a placemat, or cut into patterns for felt animals or garments.

There are a number of books on felting for beginners to advanced projects: *How to Make Felt* by Anne Belgrave, and *Exploring Felting* by Joan Fisher are two good ones for beginners.

*(Reprinted from CCLA Newsletter; Summer 2001)*

**Southern States Llama Association**

Presents the 2018

**SSLA Spring Hillbilly Double/Double Show**

**March 2-4, 2018**

Double ILR-SD Points

Double ALSA Points

Quad SSLA Sweepstakes Points

**Judges:**

Mason Judge – Tricia Sneeberger

Dixon Judge – Mike Haumschild



**Southern States Llama  
Association  
Annual Meeting and Conference  
March 16-18, 2018**



**The Mountain Lodge  
Flat Rock, NC**

**Annual Meeting  
Break-out Group Sessions  
Memorial Hank Hike  
Fiber Room with Activities  
Keynote Speaker  
Awards Dinner  
Auction and Raffle**

**Come join the start of the Next Thirty Years**



## SSLA 2018 Annual Meeting and Conference

March 16 – 18, 2018

Mountain Lodge and Conference Center

42 McMurray Rd, Flat Rock, NC

828-693-9910

Once again we return to the mountains of North Carolina for a weekend of fun, education and creativity. Attached you will find some of the activities planned for this year. Whether you are coming to learn, create, be inspired, or just relax and hang out with folks who share your interests, we are looking forward to seeing you.

The Fiber Folks have come up with a new event for your finished product and a People's Choice Award in each category.

The hiking fans will return to Rumbling Bald for a Hank Balch Memorial Pack Challenge.

Breakout Groups back the Lodge; decision-making in the show ring both Performance and Showmanship. How are my show points calculated and how does SSLA Sweepstakes work. Camelid Health Care Concerns.

After Lunch we will all join back together for our afternoon speaker Dr. Lauren L. Griffeth, Extension Leadership Specialist with the UGA Extension Division.

Our Annual Meeting will take place after the speaker and before the banquet. If you have any issues concerning the organization please email them to Mary Rose at [mrc604@tampabay.rr.com](mailto:mrc604@tampabay.rr.com) prior to, therefore making sure they get added to the agenda.

Live Auction to benefit the Scholarship fund. If you wish to donate items to the Live Auction or the Raffle, which will be going on all weekend. Contact Nancy Miller-Borg at [alallama@aol.com](mailto:alallama@aol.com).

## Simple Alpaca Products Care Instructions August 17 2016

### Congratulations on your choice to wear alpaca!

You clearly appreciate the finer things and know that a quality fiber item is worth keeping for a long time.

The information below discusses how to clean your alpaca item.



You will find that with proper care, your valuable alpaca garment will become a personal favorite or perhaps even a family heirloom!

Here are some tips, gleaned from experts, on the best ways to keep your fine alpaca garment clean and in good shape for many years...

First, and perhaps foremost...

**Think of your alpaca sweater as fine yet strong hair, which is what it essentially is.**

Cleaning any natural animal fiber garment can be done in a washing machine, as long as there is no agitation at all, but **we don't recommend using a washing machine for anything larger than socks**. Felting can occur in the spin cycle, every bit as easily as agitation. The finer the fibers, the less handling it can take before felting.

Temperature changes between the wash and rinse water tends to be the most common cause of shrinkage. **Make sure the water stays the same temperature fro wash and rinse**. Lukewarm is best, about 100 to 105 degrees. Don't use extremely hot or cold water.

Laundry soap and dishwashing liquid can be too harsh for some fibers. **We recommend baby or other mild shampoo** to our customers (skip the stuff with lots of fragrance or conditioners added - cheap stuff is just fine). After all, these products are designed for gently cleaning hair fibers, thus it's fabulous for alpaca garments.

Swish your garment very, very gently in a (clean!) sink with the shampoo, let sit for just two or three minutes, and rinse in same temp water. Be sure to think in advance about how you'll get the same temperature water for washing and rinsing. Maybe a bucket transferred from the tub once the temperature is set. Try to handle the item as little as possible.

Leave it in the sink for a few minutes for it to drain, gently squeeze just enough water out so you don't soak the floor when taking the garment out of the sink. Lay it out on a towel and GENTLY roll up in the towel. Don't squeeze or press hard- you only want to have the towel absorb more water. Leave it in the towel for about 5 minutes. Transfer to a dry towel and let air dry. Turn over and place on fresh, dry towel every few hours (drying time is highly controlled by room temperature and humidity). Another nice, simple and inexpensive drying method is to use a sweater dryer rack. These allow you to lay out the sweater and provide good air flow around the garment. They typically cost around \$10 at Wal-Mart type stores or online (search for: sweater drying rack).

Whatever you do, **don't use Woolite!** Even the "gentle" formula can be too harsh for some fine clothing.

Structured coats, jackets, finely woven or intricately detailed garments should be dry-cleaned.

Though not as susceptible as wool items, during the summer months, your alpaca garments should be stored away from possible moth infestation. We recommend using a sealed cedar chest, closed bag, or another moth protected environment.

With proper care, your alpaca garment will give you many years of soft warm enjoyment and you too will have an alpaca heirloom!

-Brian

Choice Alpaca Products

## CALENDAR OF UPCOMING LLAMA EVENTS

Date	What	Where	Contact
Feb 16-18, 2018	<b>Florida State Fair Llama Show</b>	Tampa, FL	Cheryl Lambert, <a href="mailto:Clambert5@tampabay.rr.com">Clambert5@tampabay.rr.com</a>
Mar 3-4, 2018	<b>Hillbilly Llama Show</b>	Perry, GA	<b>Cathie Kindler</b> <a href="mailto:llamajudge@gmail.com">llamajudge@gmail.com</a>
Mar 17, 2018	<b>Atlanta St. Patrick's Day Parade</b>	Atlanta, GA	Tracy Monroe <a href="mailto:Tracy_snell@yahoo.com">Tracy_snell@yahoo.com</a>
Mar 16-18, 2018	<b>SSLA Conference and Annual Membership Meeting</b>	Mountain Lodge Flat Rock, NC	Mary Rose Collins <a href="mailto:MRC604@tampabay.rr.com">MRC604@tampabay.rr.com</a>
Apr 14, 2018	<b>Mellow Yellow Llama Show</b>		<b>Cathie Kindler</b> <a href="mailto:llamajudge@gmail.com">llamajudge@gmail.com</a>
Apr 20-22, 2018	<b>Smoky Mountain Fiber Arts Festival</b>	Townsend, TN	<a href="http://townsendartisanguild.net/fiber-arts.html">townsendartisanguild.net/fiber-arts.html</a>
Apr 27-29, 2018	<b>SSLA Spring Pack Llama Trial</b>	Dupont Forest, NC	Mary Rose Collins <a href="mailto:MRC604@tampabay.rr.com">MRC604@tampabay.rr.com</a>
May 26-27, 2018	<b>Northeast Tennessee Llama Show</b>	White Pines, TN	Kathy Devaul <a href="mailto:kdevaul@bellsouth.net">kdevaul@bellsouth.net</a> <b>Cathie Kindler</b> <a href="mailto:llamajudge@gmail.com">llamajudge@gmail.com</a> Cheryl Lambert, <a href="mailto:Clambert5@tampabay.rr.com">Clambert5@tampabay.rr.com</a>

**Mobile Llama Shearing**  
 Most Southeastern States  
**Don Holliston**  
 706-896-5005  
 email: [llamafarm@windstream.net](mailto:llamafarm@windstream.net)



## ADVERTISING INFORMATION

Advertising content may be emailed as clean  
as a high-resolution (300 dpi or better) electronic file to:

**Charlene Braun**, Online SSLA Journal Editor at [turtlrun@earthlink.net](mailto:turtlrun@earthlink.net), 352-243-0383

Or **Lisa Pool**, Printed SSLA Journal Editor at [designsbylisap@gmail.com](mailto:designsbylisap@gmail.com), 478-825-3239

*Please verify via phone or email to ensure your ad has been received. You must pay for it prior to publication.*

Ad sizes				
Full Page 7 ¼ x 9 ½"	Half Page 3 ½ x XX	Quarter page 7 ¼ x 2 1/2		Business Cards
		Quarter Page 3 ½ x 4 ¼		

**Display Advertising:**  
All advertising must be camera-ready. Advertisers are encouraged to submit ads in electronic format. All electronic ads must be 300 dpi and in MS Word, Publisher, pdf, tif, or jpg format.

Ad Types and Sizes	Members Only Cost	Non-Member Cost	How Many	Amount
Cover ads (contact Able publishing at <a href="mailto:steph.pride@ableprintingcompany.com">steph.pride@ableprintingcompany.com</a> )	\$185	\$200		
Full page black & white (7 ¼" wide x 9 ½" high)	\$90	\$105		
Half page (7 ¼" wide x 4 5/8" high or 3 ½" wide x 9 ½" high)	\$45	\$60		
Quarter Page (7 ¼" wide x 2 3/8" or 3 ½" wide x 4 5/8" high)	\$25	\$35		
Business Card (3 ½" x 2")	\$5	\$10		
Classified Ad (See Instructions below. 35 words or less, each word over 35 words is \$0.10 extra)	\$5	\$10		
Name, Farm and Website listing only (free with purchase of business card ad)	\$5	\$10		

### Display Ads

**CLASSIFIED ADS...** The first 35 words are a flat \$5. Each additional word after 35 is \$0.10 (10 cents) each. Each separate ad is \$5.00 for the first 35 words. When counting words remember:

- the entire farm name is one word
- an animal's proper name is one word
- the phone number is one word
- punctuation does not constitute a word
- the price is one word


### NOTE TO ADVERTISERS

Ad invoices are sent via email. All ads must be paid in advance. Please send payment made out to SSLA to:

Kathy Devaul  
217 Donald Rd  
Leesburg, GA 31763

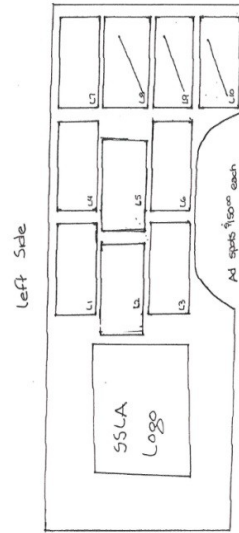
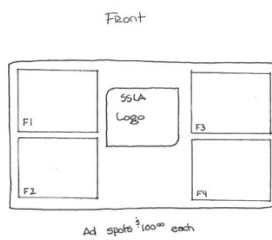
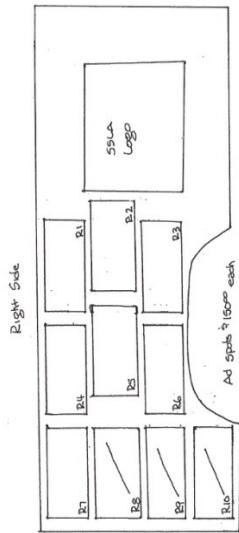

## FREE BUSINESS CARD ADS!

Want one?

Just submit an article or  
photo series to the Journal.



## Southern States Llama Association (SSLA) Obstacle Trailer Advertising Form



SSLA is offering this MOBILE opportunity for visibility within the Southeast Region of the United States. Great limited space available opportunity to hit the roads, show rings, interstate, back roads, mountains and rest areas within the SSLA show area! SSLA is opening up the opportunity for marketing on the obstacle trailer! Limited space available. Artwork assistance available.

The profile photo of the trailer gives you a visual image of the opportunities available. The company that created the wrap artwork for the obstacle trailer is assisting with artwork design and installation.

*Continued on next page*

## Southern States Llama Association (SSLA) Obstacle Trailer Advertising Form

Advertisement is for a full year based on advertising contract. Ads for the side panels for \$150 per space. Ads for the front panel is \$100 per space. Payments must be received prior to space being reserved.

Name: \_\_\_\_\_

Address: \_\_\_\_\_

Phone Number: \_\_\_\_\_

Email: \_\_\_\_\_

Space selection: \_\_\_\_\_

Please complete this form and return to Kathy Devaul.  
[kdevaul@bellsouth.net](mailto:kdevaul@bellsouth.net) or mail 217 Donald Road, Leesburg, GA 31763.