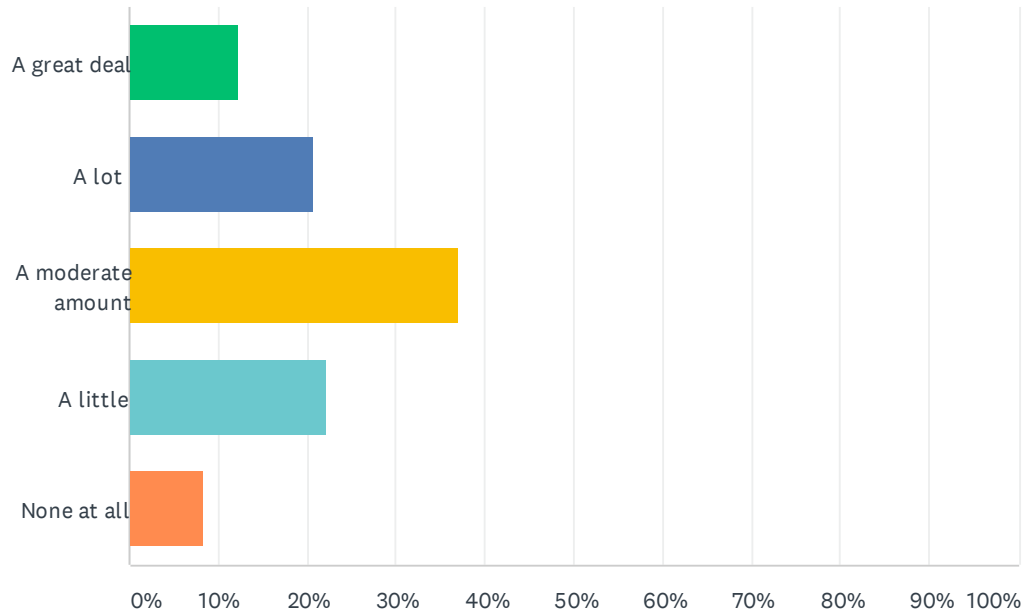


Q1 To what extent does your law enforcement agency develop relationships with community members (e.g., residents, organizations, and groups)?

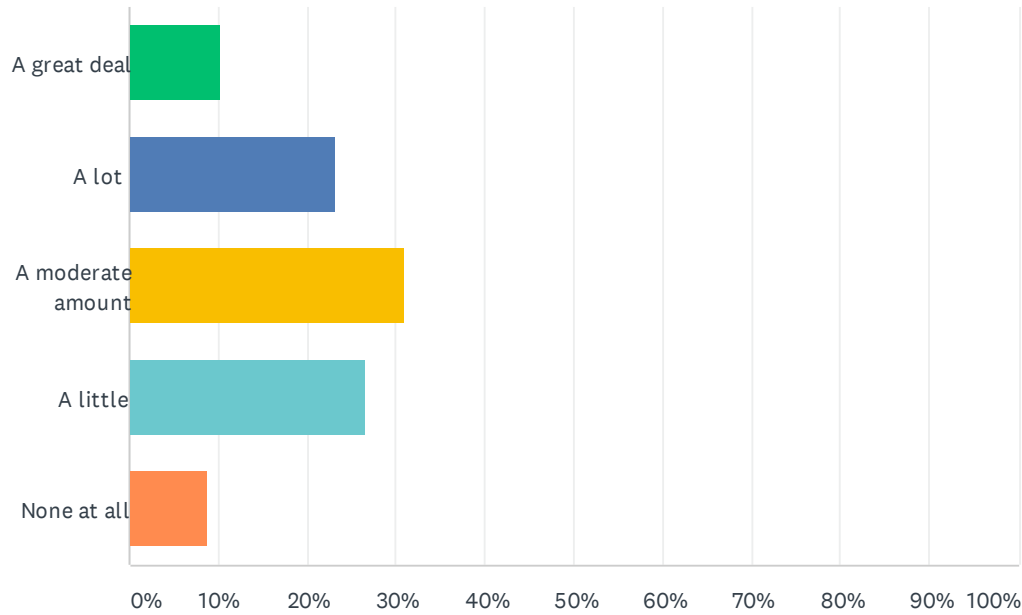
Answered: 203 Skipped: 3



ANSWER CHOICES	RESPONSES	
A great deal	12.32%	25
A lot	20.69%	42
A moderate amount	36.95%	75
A little	22.17%	45
None at all	8.37%	17
Total Respondents: 203		

Q2 To what extent does your law enforcement agency regularly communicate with community members (e.g., websites, e-mails, or public meetings)?

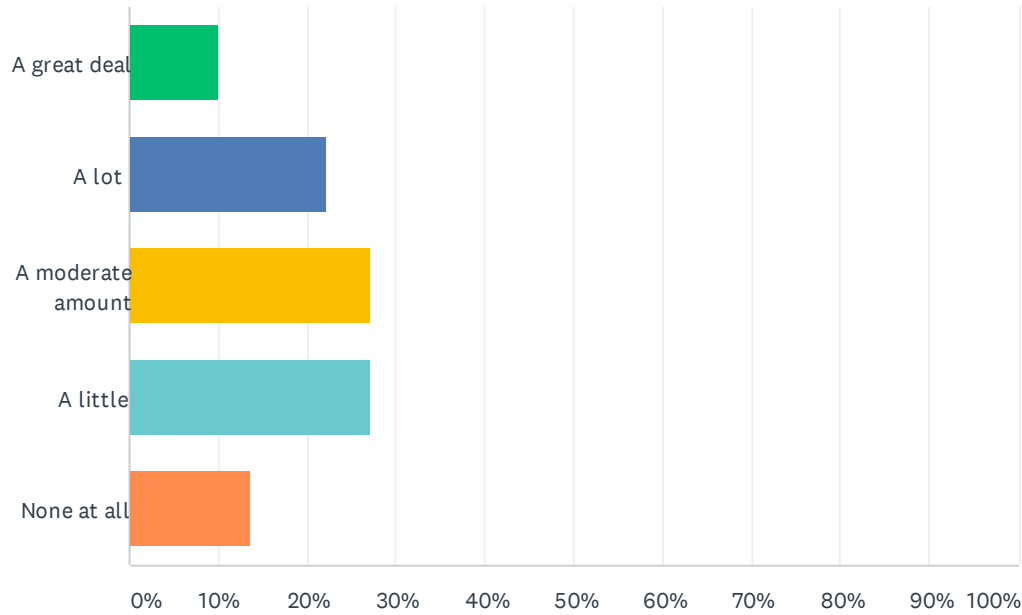
Answered: 203 Skipped: 3



ANSWER CHOICES	RESPONSES	
A great deal	10.34%	21
A lot	23.15%	47
A moderate amount	31.03%	63
A little	26.60%	54
None at all	8.87%	18
TOTAL		203

Q3 To what extent does your law enforcement agency make it easy for community members to provide input (e.g., comments, suggestions, and concerns)?

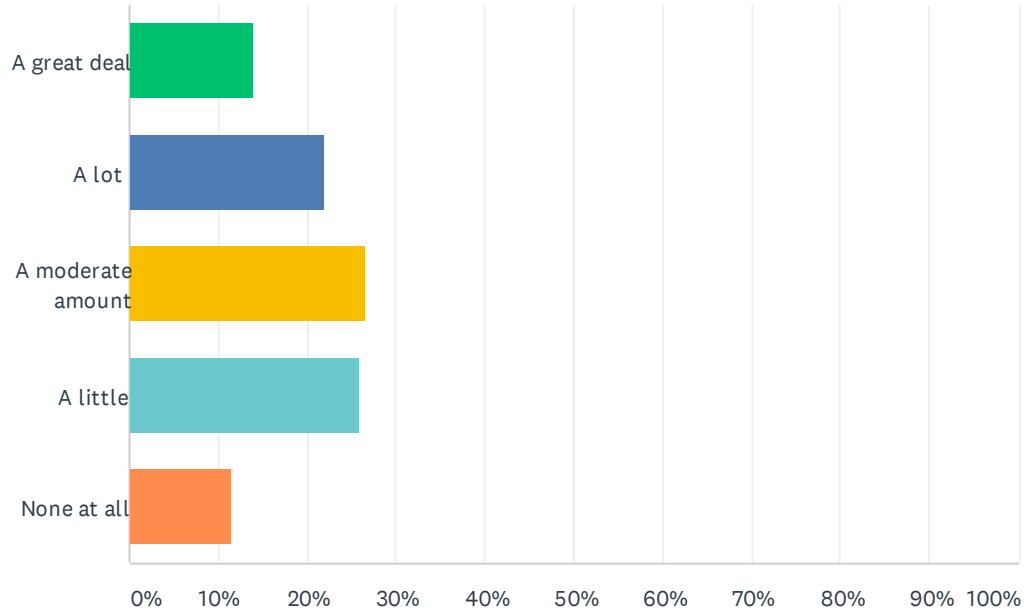
Answered: 199 Skipped: 7



ANSWER CHOICES	RESPONSES	
A great deal	10.05%	20
A lot	22.11%	44
A moderate amount	27.14%	54
A little	27.14%	54
None at all	13.57%	27
TOTAL		199

Q4 To what extent does your law enforcement agency work together with community members to solve local problems?

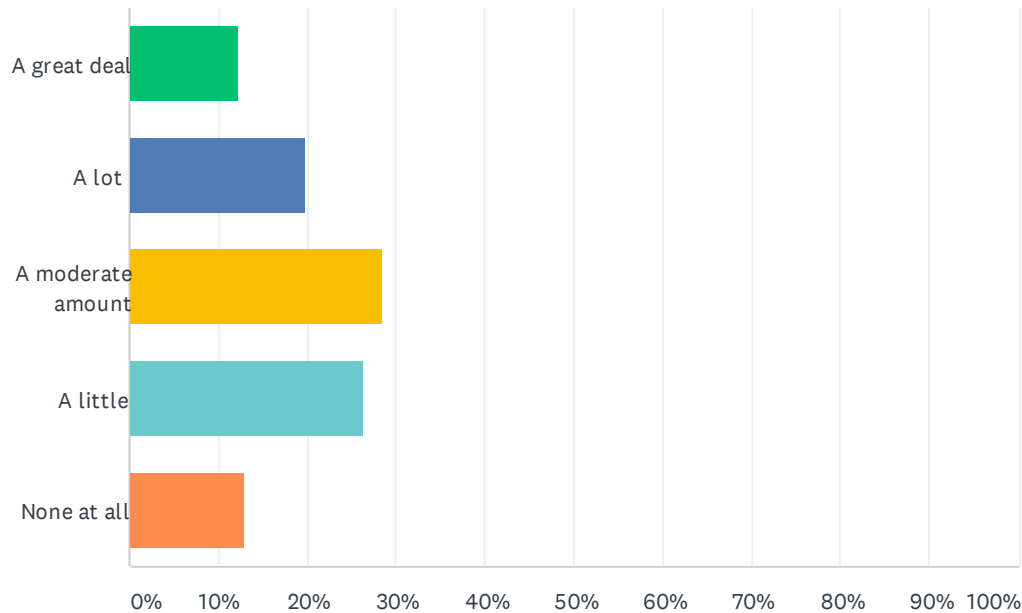
Answered: 200 Skipped: 6



ANSWER CHOICES	RESPONSES	
A great deal	14.00%	28
A lot	22.00%	44
A moderate amount	26.50%	53
A little	26.00%	52
None at all	11.50%	23
TOTAL		200

Q5 Community policing involves officers in your law enforcement agency working with the community to address the causes of crime in an effort to reduce the problems themselves through a wide range of activities. Based on this definition, to what extent do you think your law enforcement agency practices community policing?

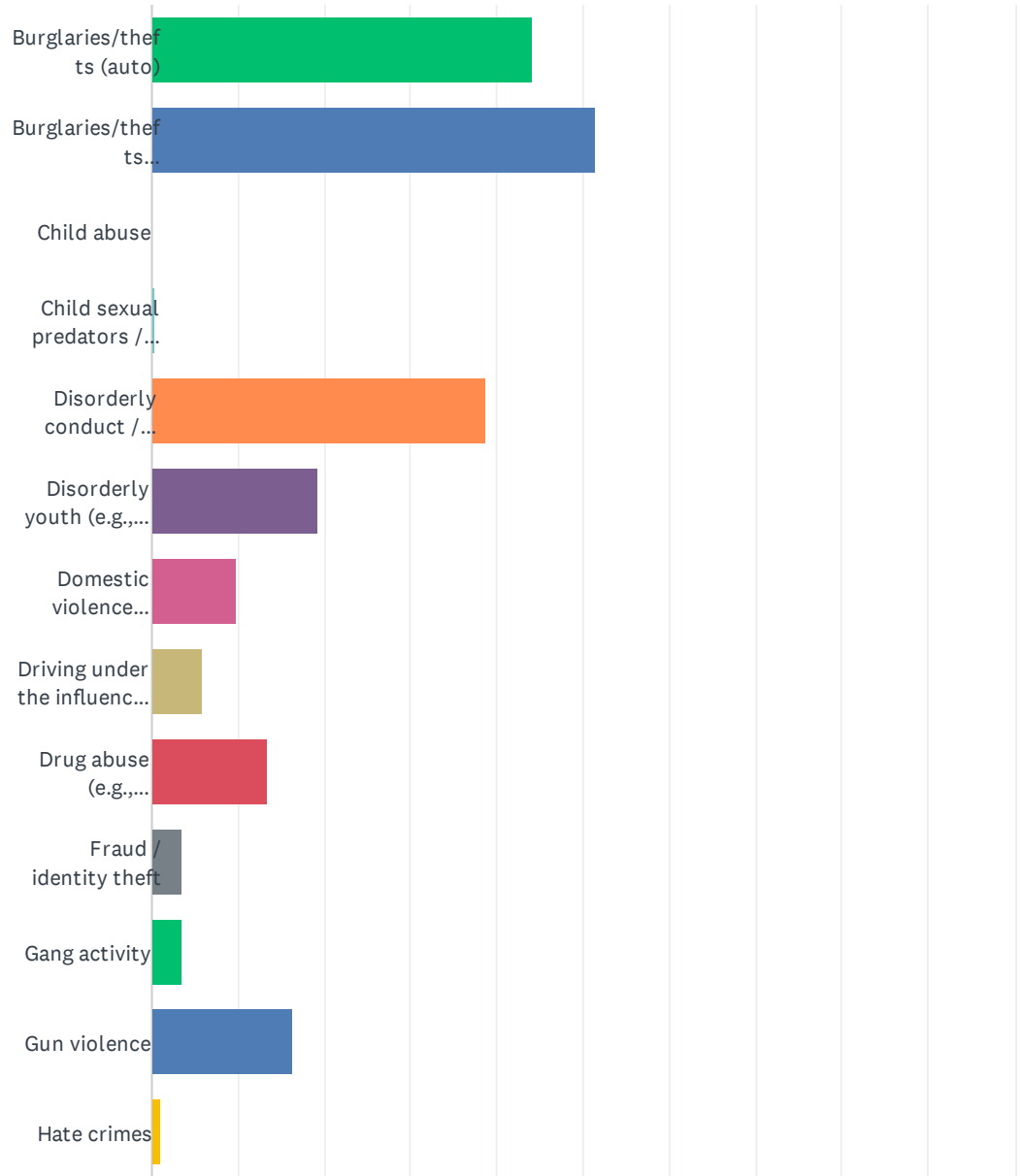
Answered: 201 Skipped: 5



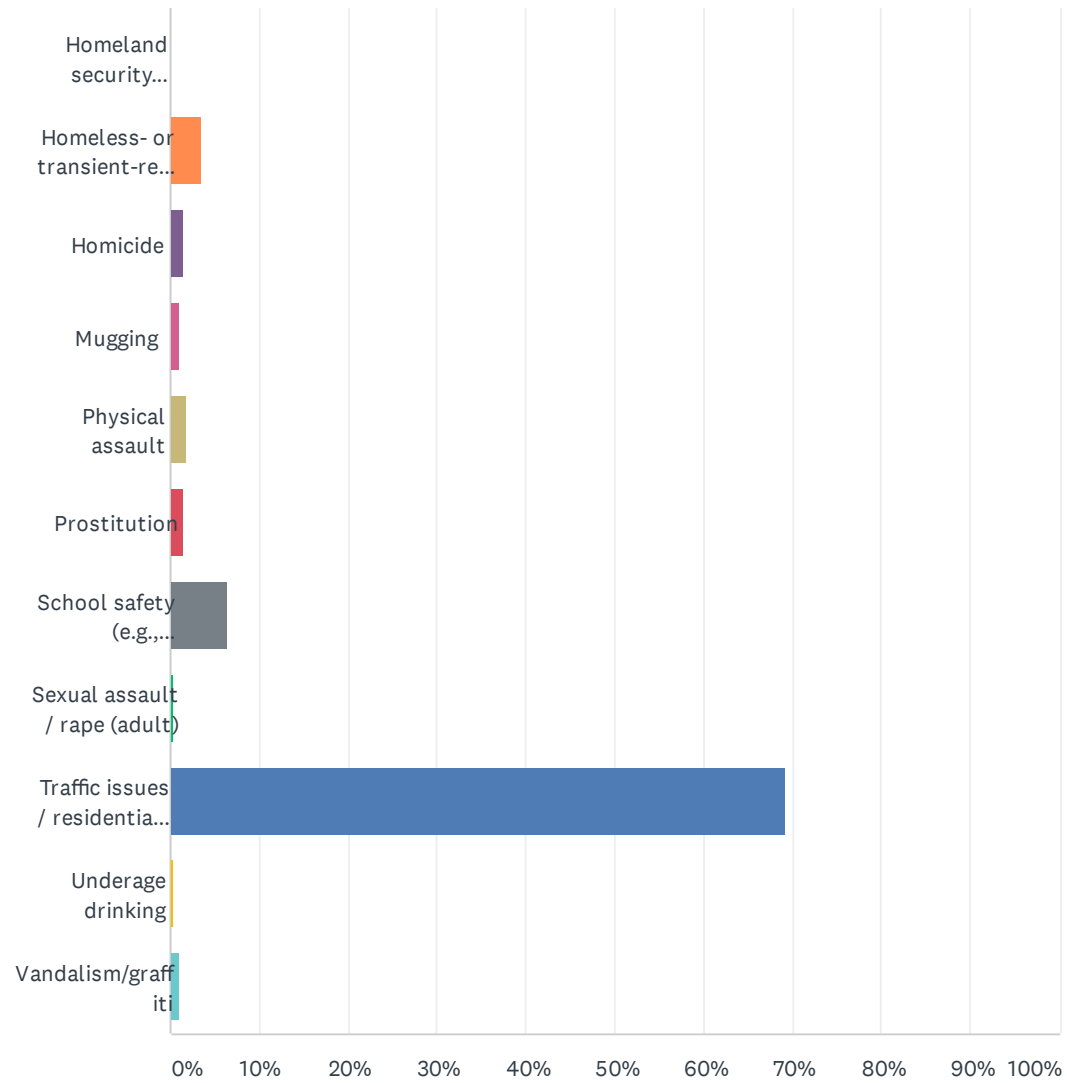
ANSWER CHOICES	RESPONSES	
A great deal	12.44%	25
A lot	19.90%	40
A moderate amount	28.36%	57
A little	26.37%	53
None at all	12.94%	26
TOTAL		201

Q6 Please select the three (3) issues you think are the greatest problems within your community.

Answered: 202 Skipped: 4



Community Survey - Public Safety



Community Survey - Public Safety

ANSWER CHOICES	RESPONSES	
Burglaries/thefts (auto)	44.06%	89
Burglaries/thefts (residential)	51.49%	104
Child abuse	0.00%	0
Child sexual predators / Internet safety	0.50%	1
Disorderly conduct / public intoxication / noise violations	38.61%	78
Disorderly youth (e.g., cruising or gathering)	19.31%	39
Domestic violence (adult)	9.90%	20
Driving under the influence (i.e., alcohol or drugs)	5.94%	12
Drug abuse (e.g., manufacture, sale, or use of illegal/prescription drugs)	13.37%	27
Fraud / identity theft	3.47%	7
Gang activity	3.47%	7
Gun violence	16.34%	33
Hate crimes	0.99%	2
Homeland security problems	0.00%	0
Homeless- or transient-related problems (panhandling)	3.47%	7
Homicide	1.49%	3
Mugging	0.99%	2
Physical assault	1.98%	4
Prostitution	1.49%	3
School safety (e.g., bullying, fighting, or weapons)	6.44%	13
Sexual assault / rape (adult)	0.50%	1
Traffic issues / residential speeding	69.31%	140
Underage drinking	0.50%	1

Community Survey - Public Safety

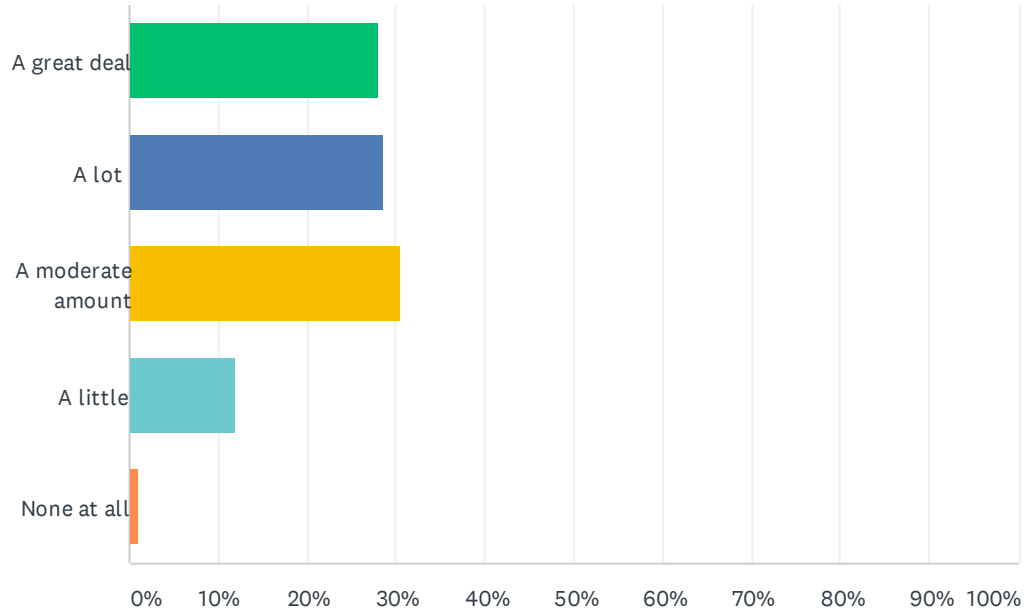
Vandalism/graffiti
Total Respondents: 202

0.99%

2

Q7 To what extent do you feel safe in your community when you are outside alone during the day?

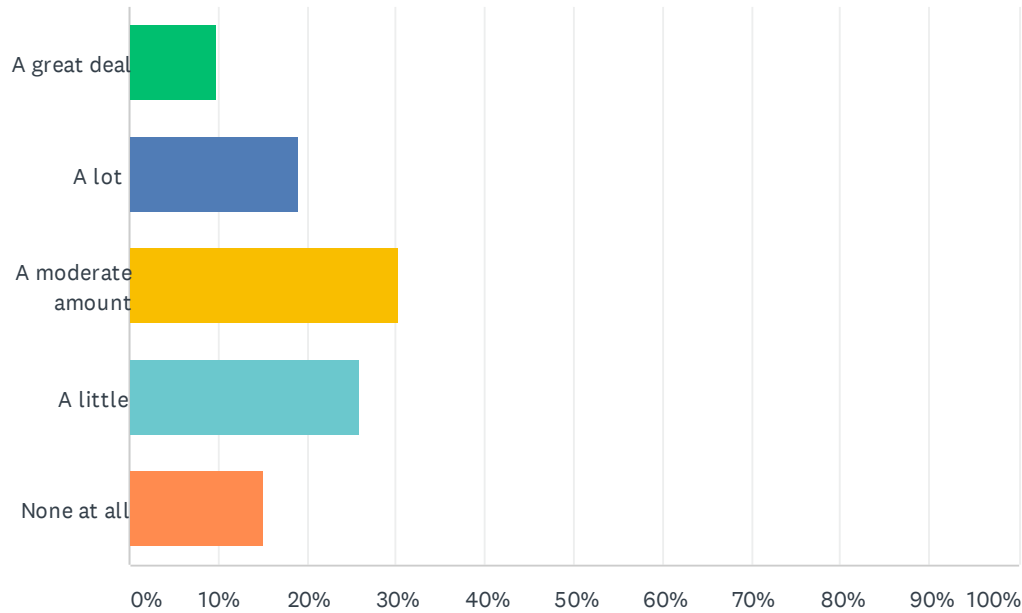
Answered: 203 Skipped: 3



ANSWER CHOICES	RESPONSES	
A great deal	28.08%	57
A lot	28.57%	58
A moderate amount	30.54%	62
A little	11.82%	24
None at all	0.99%	2
TOTAL		203

Q8 To what extent do you feel safe in your community when you are outside alone at night?

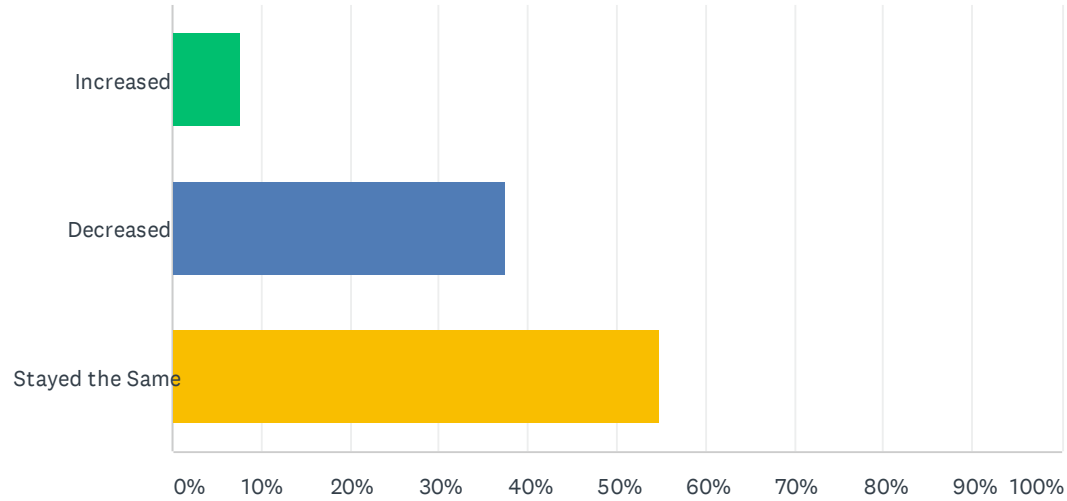
Answered: 205 Skipped: 1



ANSWER CHOICES	RESPONSES	
A great deal	9.76%	20
A lot	19.02%	39
A moderate amount	30.24%	62
A little	25.85%	53
None at all	15.12%	31
TOTAL		205

Q9 Over the last 12 months, to what extent have your feelings of safety in your community increased, decreased, or stayed the same?

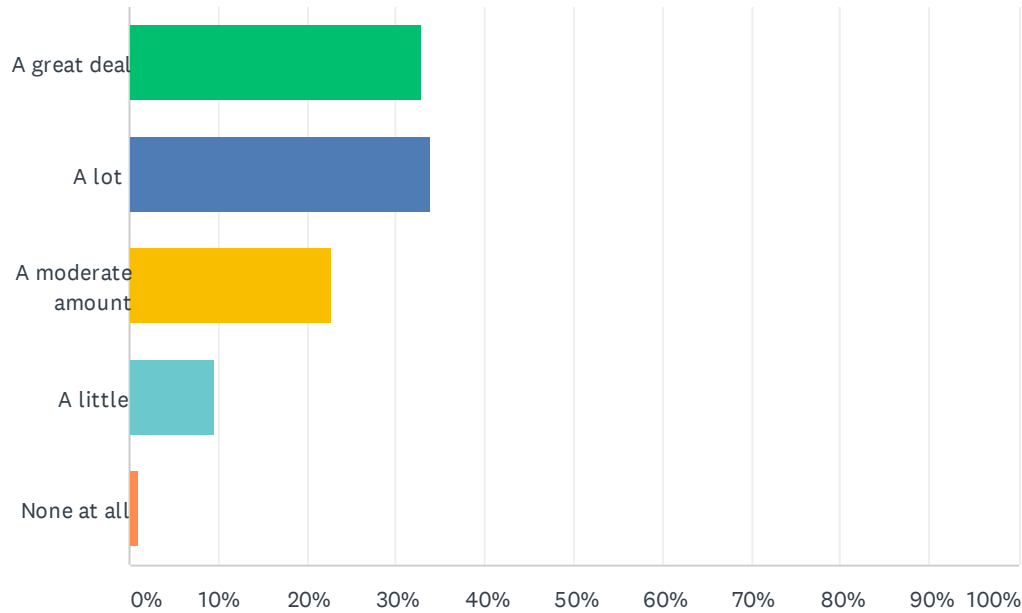
Answered: 206 Skipped: 0



ANSWER CHOICES	RESPONSES	
Increased	7.77%	16
Decreased	37.38%	77
Stayed the Same	54.85%	113
TOTAL		206

Q10 To what extent do officers in your law enforcement agency treat people fairly?

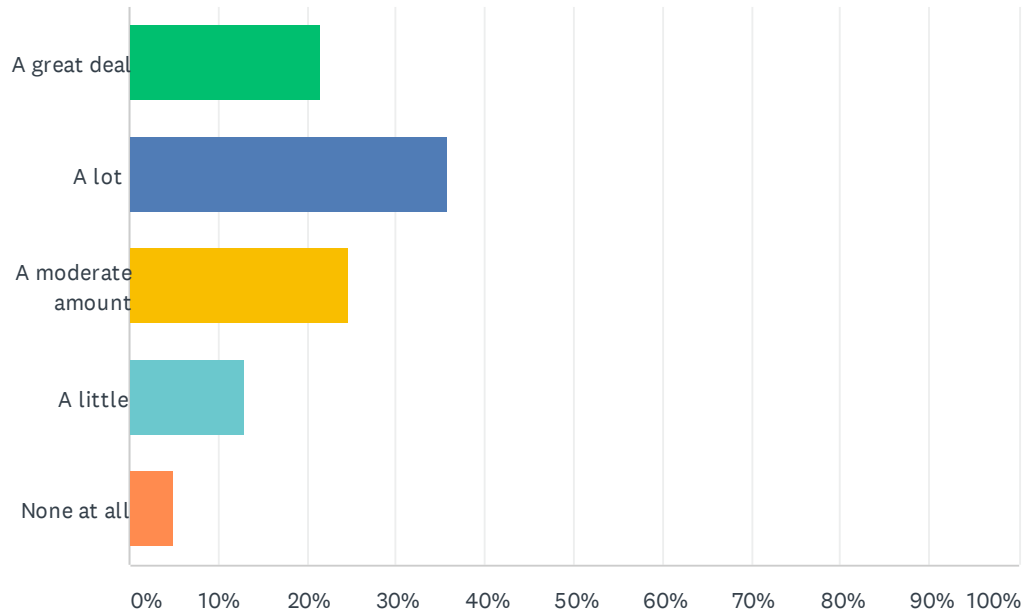
Answered: 198 Skipped: 8



ANSWER CHOICES	RESPONSES	
A great deal	32.83%	65
A lot	33.84%	67
A moderate amount	22.73%	45
A little	9.60%	19
None at all	1.01%	2
TOTAL		198

Q11 To what extent do officers in your law enforcement agency show concern for community members?

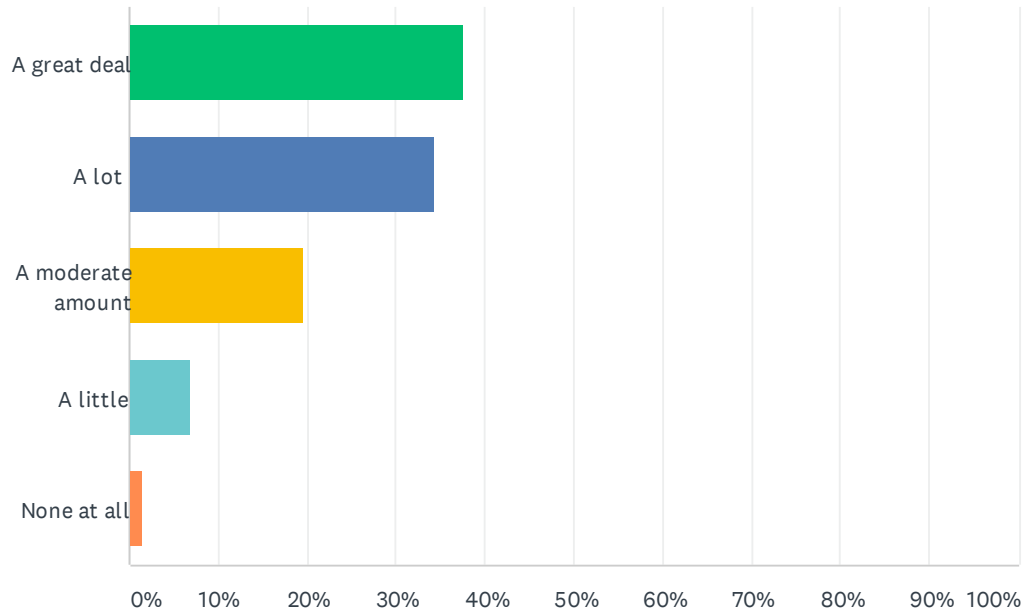
Answered: 199 Skipped: 7



ANSWER CHOICES	RESPONSES	
A great deal	21.61%	43
A lot	35.68%	71
A moderate amount	24.62%	49
A little	13.07%	26
None at all	5.03%	10
TOTAL		199

Q12 To what extent are officers in your law enforcement agency respectful?

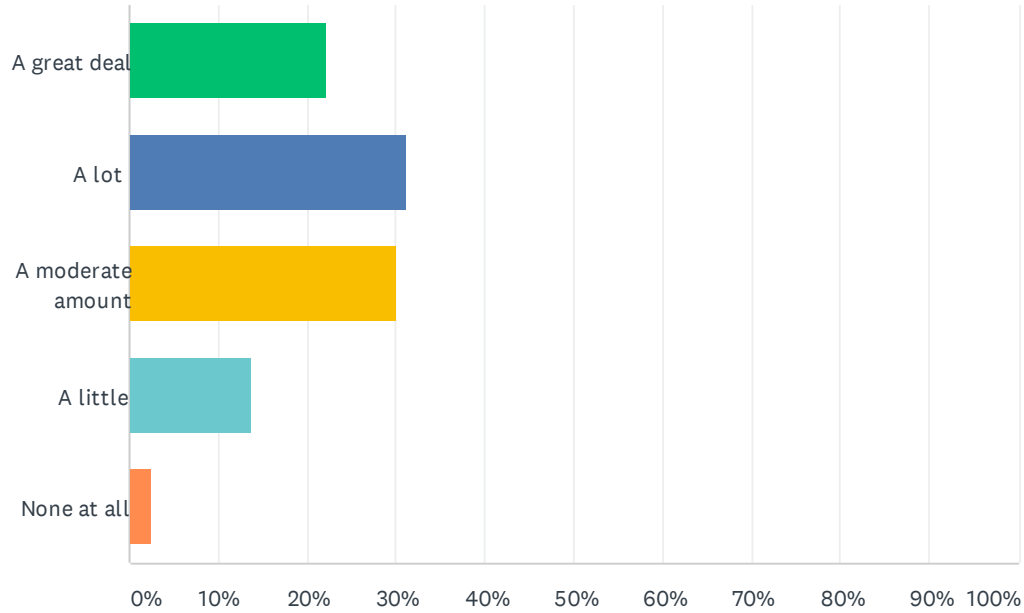
Answered: 204 Skipped: 2



ANSWER CHOICES	RESPONSES	
A great deal	37.75%	77
A lot	34.31%	70
A moderate amount	19.61%	40
A little	6.86%	14
None at all	1.47%	3
TOTAL		204

Q13 To what extent is your law enforcement agency responsive to the concerns of community members?

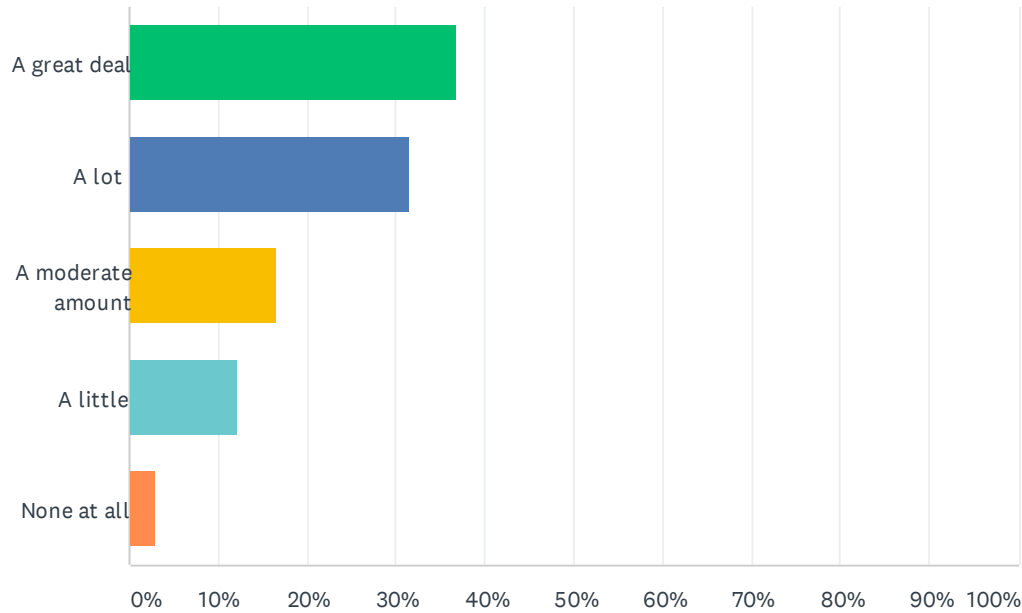
Answered: 202 Skipped: 4



ANSWER CHOICES	RESPONSES	
A great deal	22.28%	45
A lot	31.19%	63
A moderate amount	30.20%	61
A little	13.86%	28
None at all	2.48%	5
TOTAL		202

Q14 To what extent do you trust your law enforcement agency?

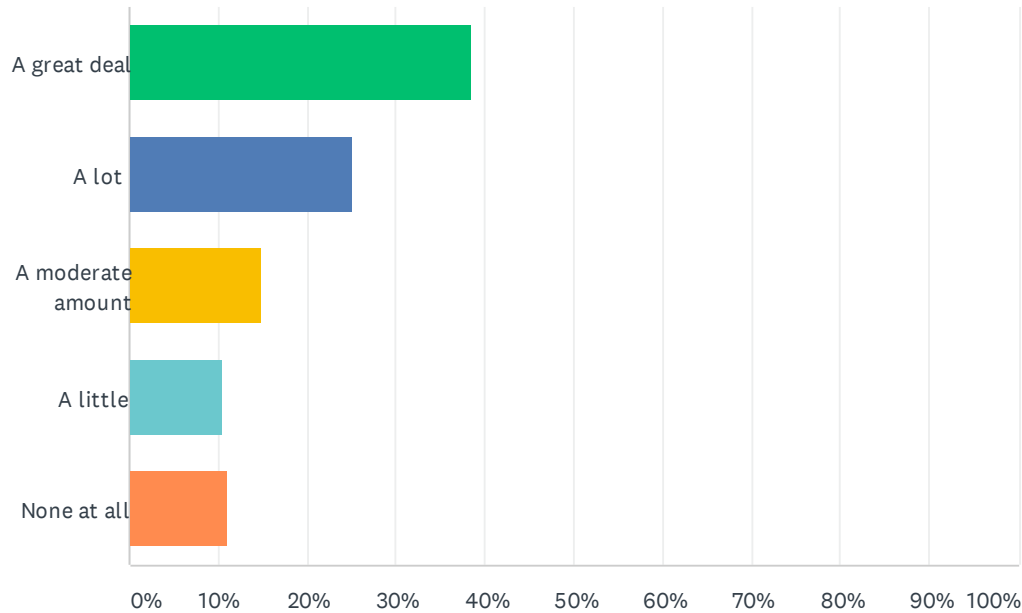
Answered: 206 Skipped: 0



ANSWER CHOICES	RESPONSES	
A great deal	36.89%	76
A lot	31.55%	65
A moderate amount	16.50%	34
A little	12.14%	25
None at all	2.91%	6
TOTAL		206

Q15 If you had contact with an officer in your law enforcement agency during the past 12 months, to what extent did the officer sufficiently explain his or her actions and procedures?

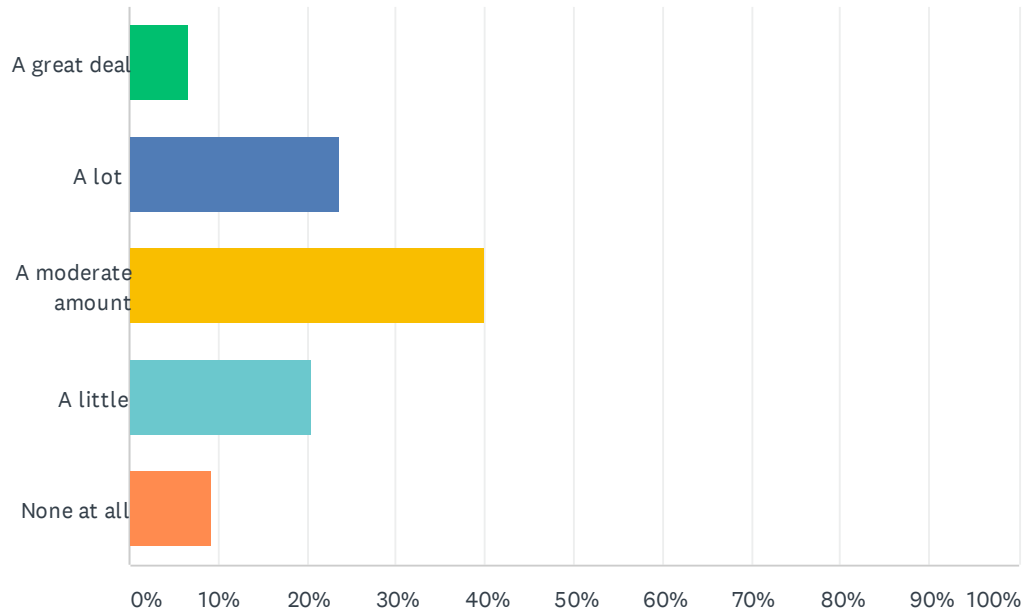
Answered: 135 Skipped: 71



ANSWER CHOICES	RESPONSES	
A great deal	38.52%	52
A lot	25.19%	34
A moderate amount	14.81%	20
A little	10.37%	14
None at all	11.11%	15
TOTAL		135

Q16 To what extent is your law enforcement agency effective at proactively preventing crime?

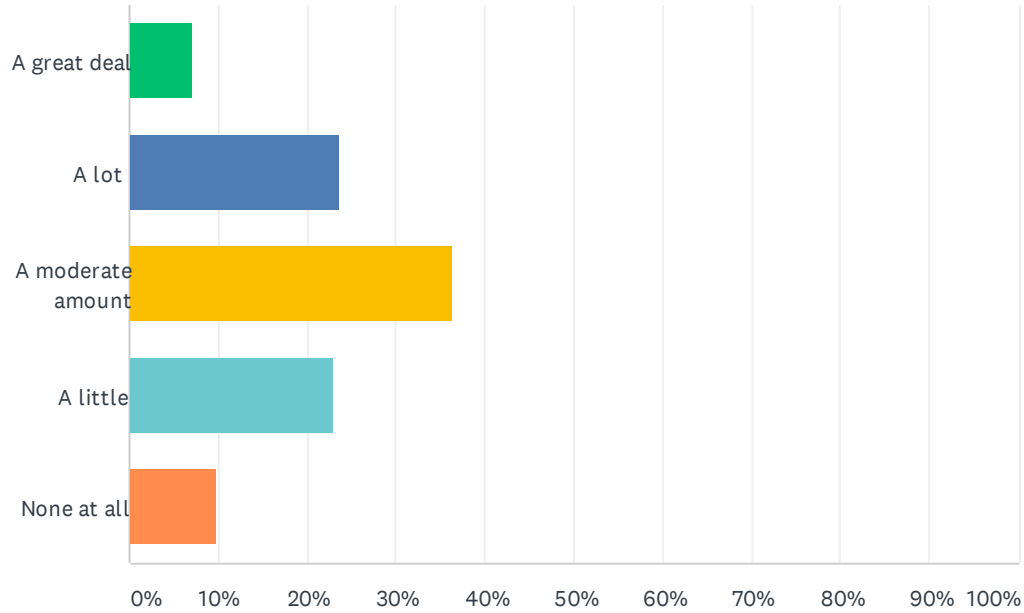
Answered: 195 Skipped: 11



ANSWER CHOICES	RESPONSES	
A great deal	6.67%	13
A lot	23.59%	46
A moderate amount	40.00%	78
A little	20.51%	40
None at all	9.23%	18
TOTAL		195

Q17 To what extent is your law enforcement agency addressing the problems that really concern you?

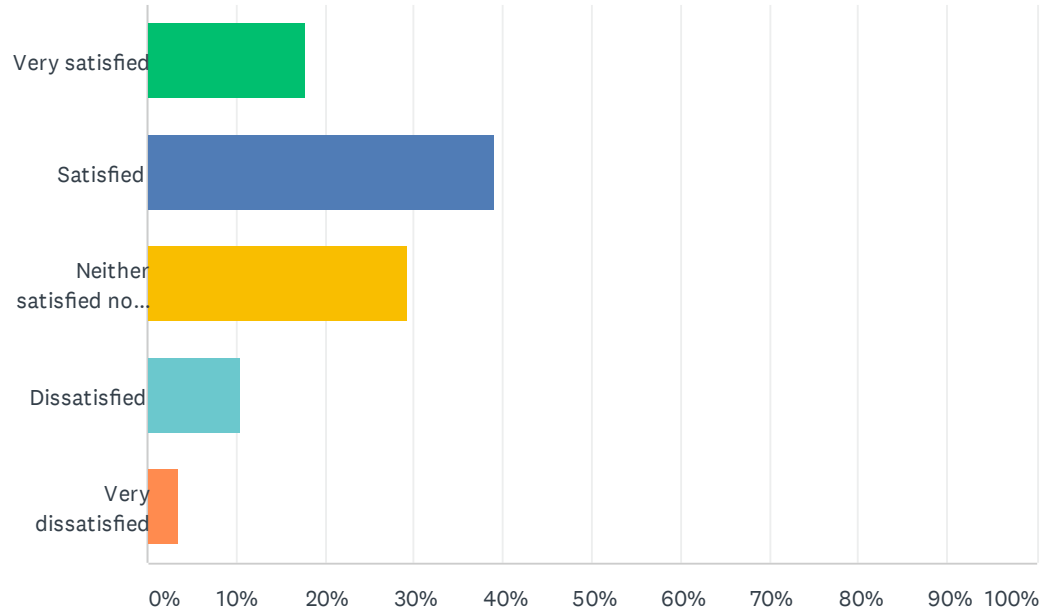
Answered: 195 Skipped: 11



ANSWER CHOICES	RESPONSES	
A great deal	7.18%	14
A lot	23.59%	46
A moderate amount	36.41%	71
A little	23.08%	45
None at all	9.74%	19
TOTAL		195

Q18 To what extent are you satisfied with the overall performance of your law enforcement agency?

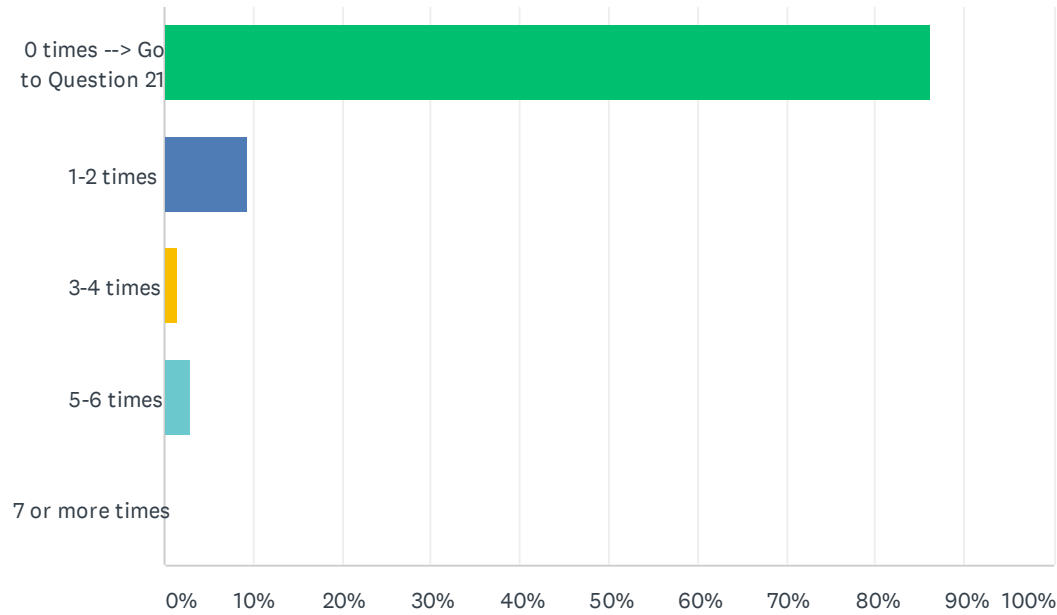
Answered: 202 Skipped: 4



ANSWER CHOICES	RESPONSES	
Very satisfied	17.82%	36
Satisfied	39.11%	79
Neither satisfied nor dissatisfied	29.21%	59
Dissatisfied	10.40%	21
Very dissatisfied	3.47%	7
TOTAL		202

Q19 How many times in the past 12 months have you had contact with your law enforcement agency for traffic issues (e.g., citation, warning, or vehicle crash)?

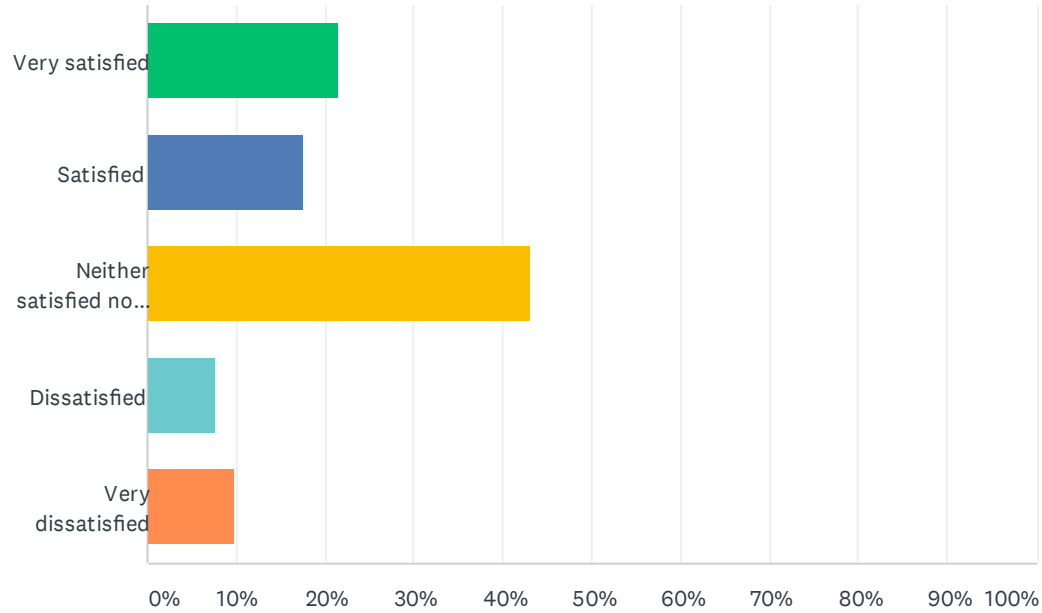
Answered: 204 Skipped: 2



ANSWER CHOICES	RESPONSES	
0 times --> Go to Question 21	86.27%	176
1-2 times	9.31%	19
3-4 times	1.47%	3
5-6 times	2.94%	6
7 or more times	0.00%	0
TOTAL		204

Q20 To what extent are you satisfied with your interaction(s) with your law enforcement agency for traffic issues?

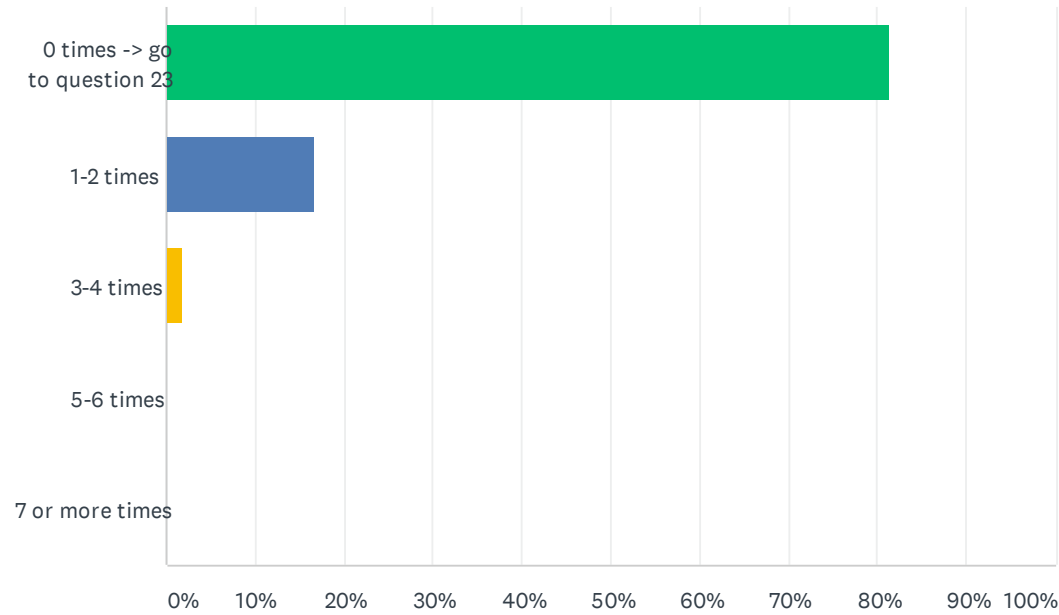
Answered: 51 Skipped: 155



ANSWER CHOICES	RESPONSES	
Very satisfied	21.57%	11
Satisfied	17.65%	9
Neither satisfied nor dissatisfied	43.14%	22
Dissatisfied	7.84%	4
Very dissatisfied	9.80%	5
TOTAL		51

Q21 How many times in the past 12 months have you had contact with your law enforcement agency for 911 emergency calls?

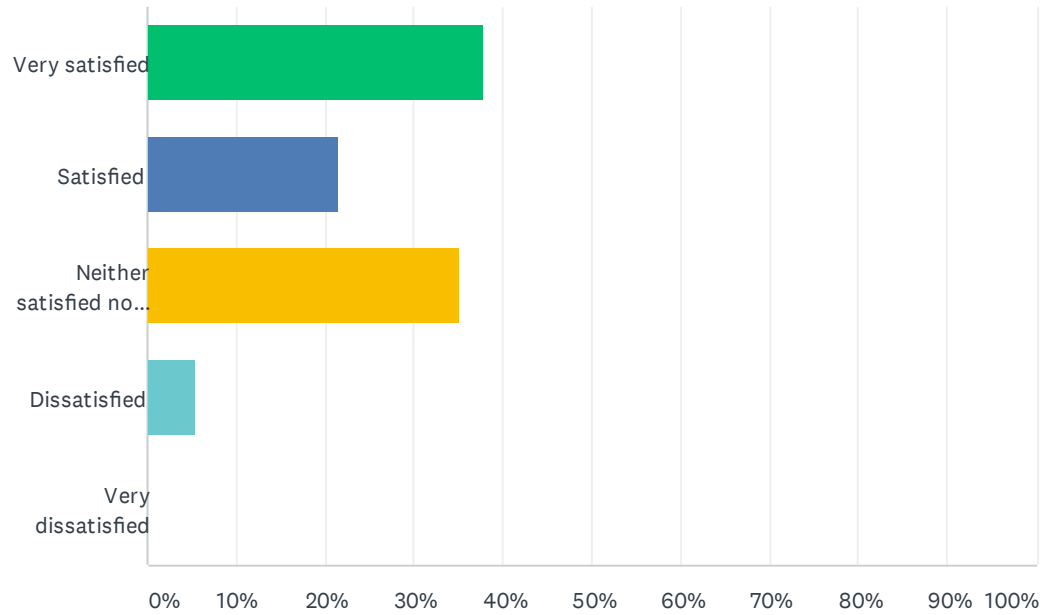
Answered: 203 Skipped: 3



ANSWER CHOICES	RESPONSES	
0 times -> go to question 23	81.28%	165
1-2 times	16.75%	34
3-4 times	1.97%	4
5-6 times	0.00%	0
7 or more times	0.00%	0
TOTAL		203

Q22 To what extent are you satisfied with your interaction(s) with your law enforcement agency for 911 emergency calls?

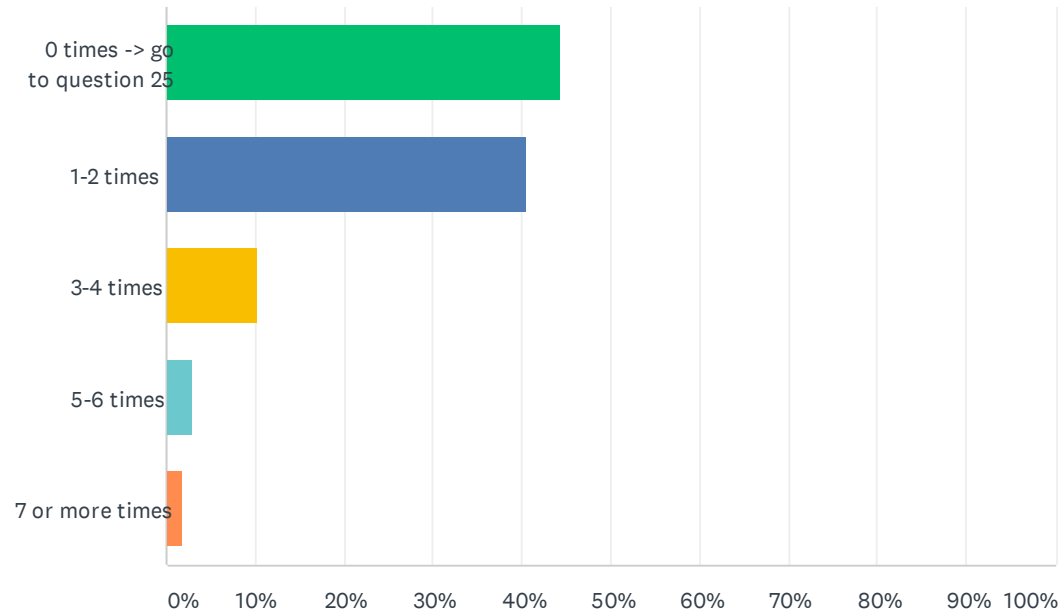
Answered: 74 Skipped: 132



ANSWER CHOICES	RESPONSES	
Very satisfied	37.84%	28
Satisfied	21.62%	16
Neither satisfied nor dissatisfied	35.14%	26
Dissatisfied	5.41%	4
Very dissatisfied	0.00%	0
TOTAL		74

Q23 How many times in the past 12 months have you had contact with your law enforcement agency for non-emergency calls (e.g., to report a crime or suspicious activity)?

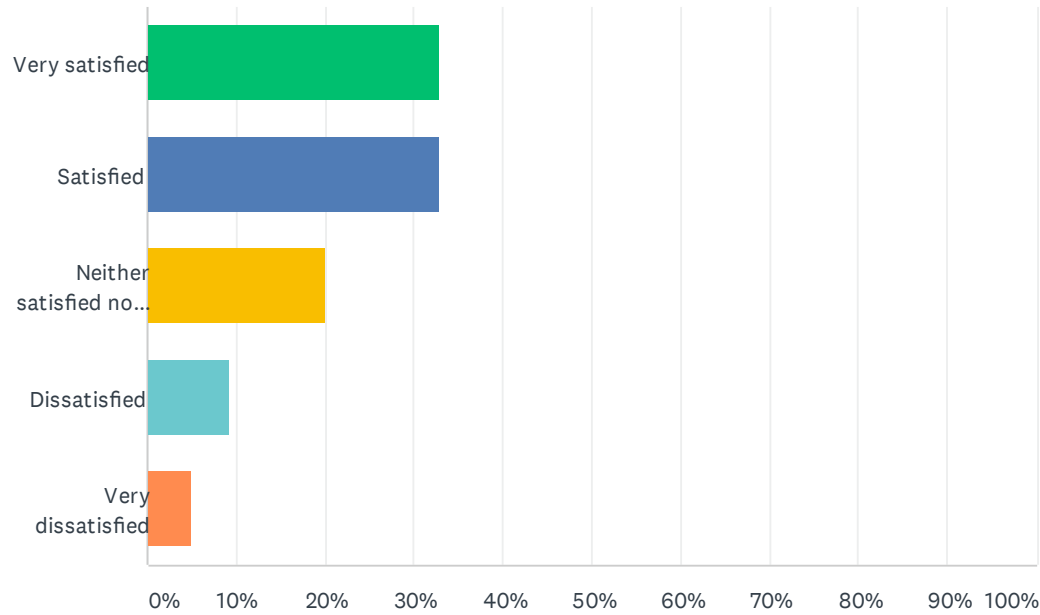
Answered: 205 Skipped: 1



ANSWER CHOICES	RESPONSES	
0 times -> go to question 25	44.39%	91
1-2 times	40.49%	83
3-4 times	10.24%	21
5-6 times	2.93%	6
7 or more times	1.95%	4
TOTAL		205

Q24 To what extent are you satisfied with your interaction(s) with your law enforcement agency for non-emergency calls?

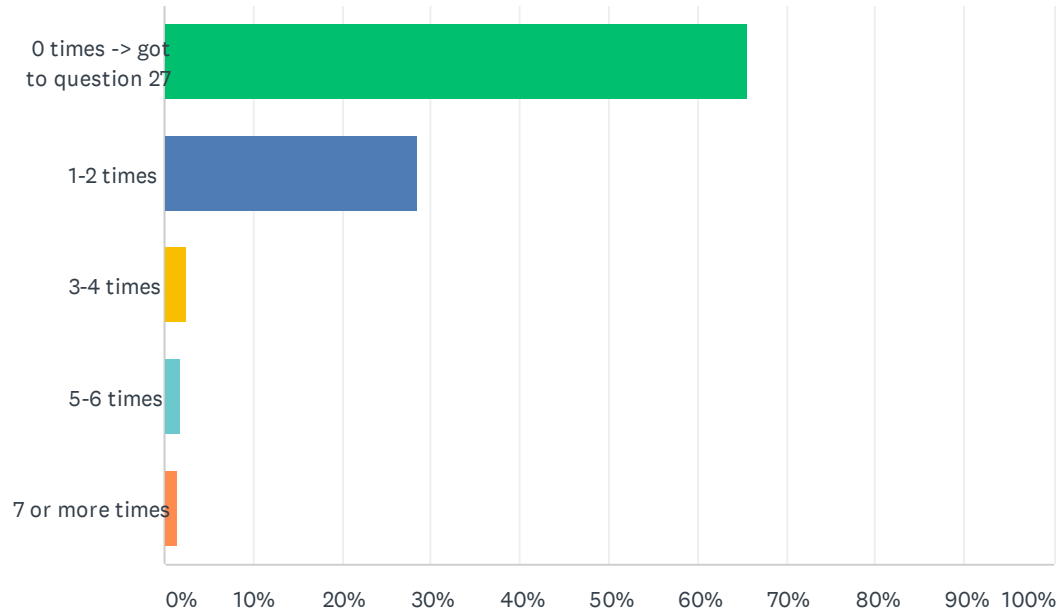
Answered: 140 Skipped: 66



ANSWER CHOICES	RESPONSES	
Very satisfied	32.86%	46
Satisfied	32.86%	46
Neither satisfied nor dissatisfied	20.00%	28
Dissatisfied	9.29%	13
Very dissatisfied	5.00%	7
TOTAL		140

Q25 How many times in the past 12 months have you had contact with your law enforcement agency for other contacts or interactions (e.g., attend a community meeting or talk to an officer on patrol)?

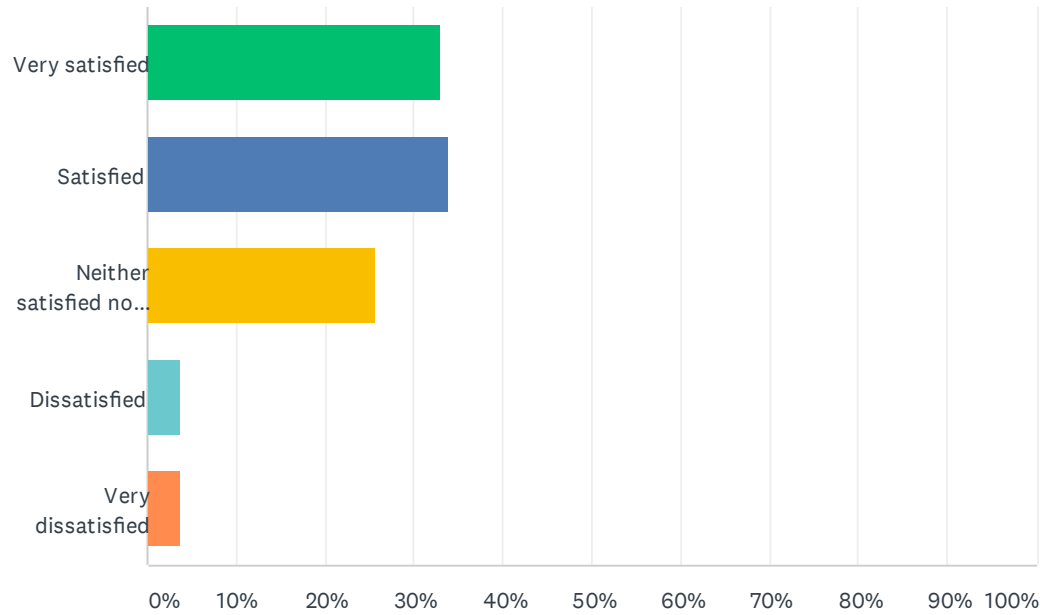
Answered: 204 Skipped: 2



ANSWER CHOICES	RESPONSES	
0 times -> got to question 27	65.69%	134
1-2 times	28.43%	58
3-4 times	2.45%	5
5-6 times	1.96%	4
7 or more times	1.47%	3
TOTAL		204

Q26 To what extent are you satisfied with your interaction(s) with your law enforcement agency for other contacts or interactions?

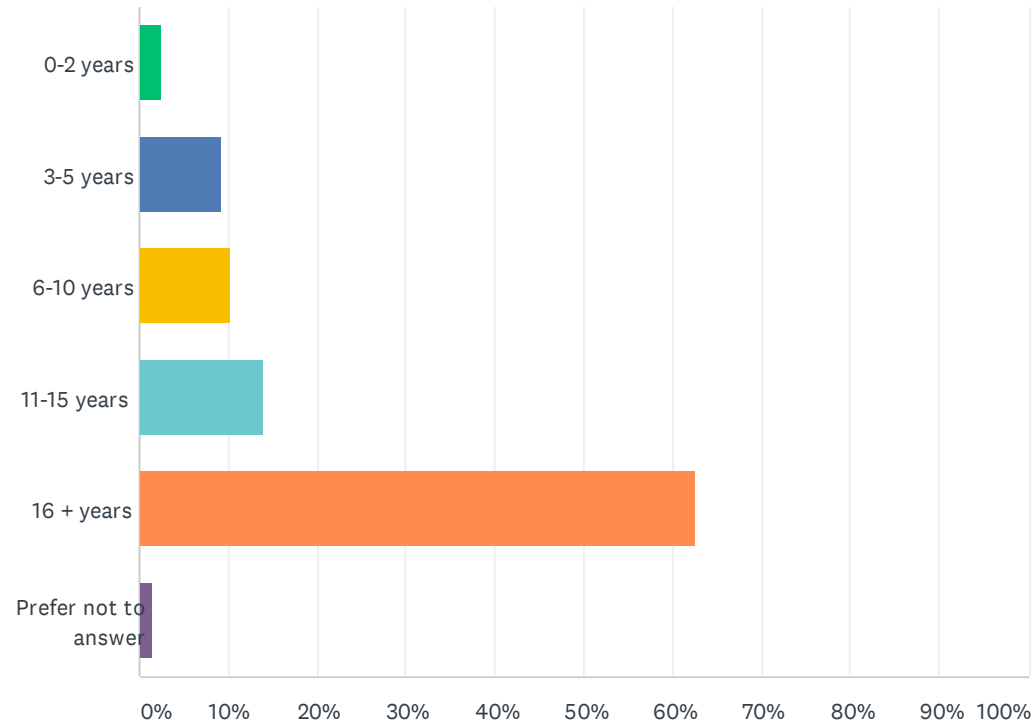
Answered: 109 Skipped: 97



ANSWER CHOICES	RESPONSES	
Very satisfied	33.03%	36
Satisfied	33.94%	37
Neither satisfied nor dissatisfied	25.69%	28
Dissatisfied	3.67%	4
Very dissatisfied	3.67%	4
TOTAL		109

Q27 How many years have you lived in your community?

Answered: 206 Skipped: 0

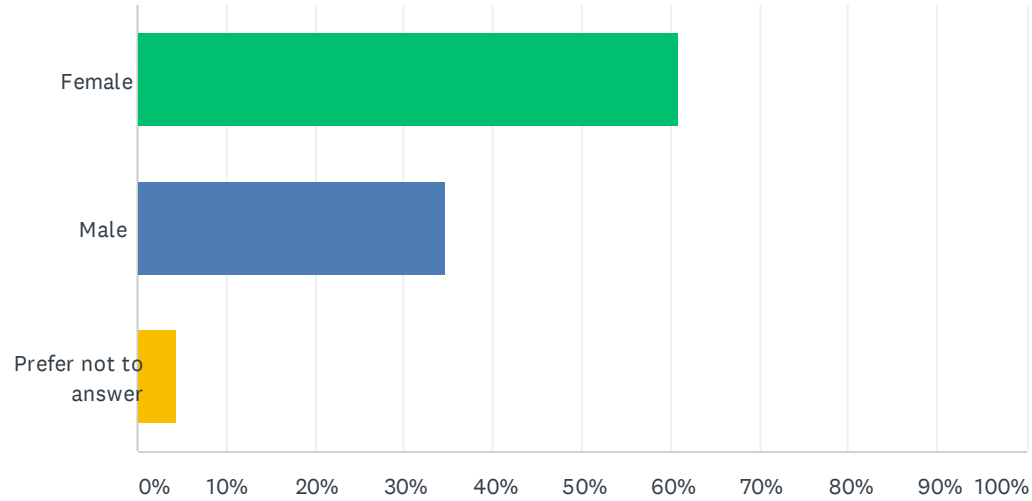


Community Survey - Public Safety

ANSWER CHOICES	RESPONSES	
0-2 years	2.43%	5
3-5 years	9.22%	19
6-10 years	10.19%	21
11-15 years	14.08%	29
16 + years	62.62%	129
Prefer not to answer	1.46%	3
TOTAL		206

Q28 What is your gender?

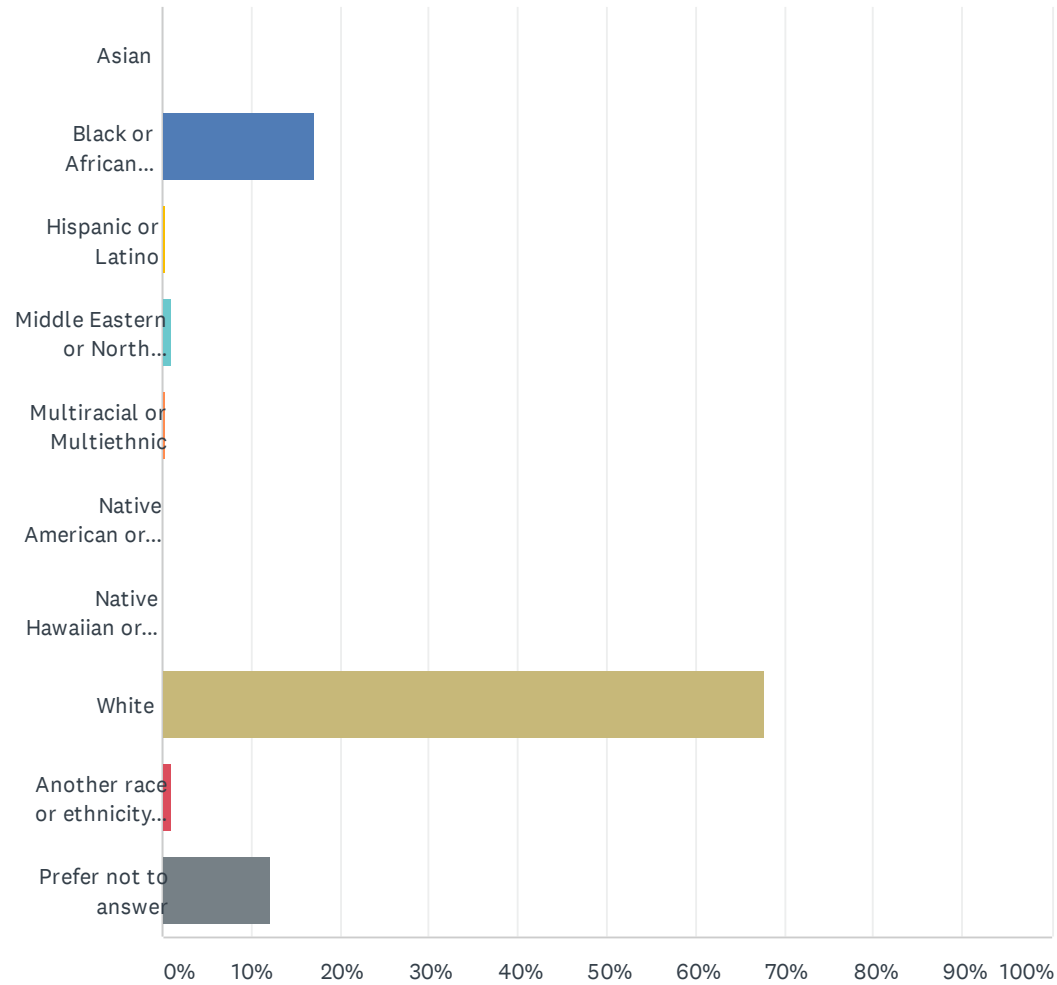
Answered: 205 Skipped: 1



ANSWER CHOICES	RESPONSES	
Female	60.98%	125
Male	34.63%	71
Prefer not to answer	4.39%	9
TOTAL		205

Q29 What is your race or ethnicity?

Answered: 205 Skipped: 1



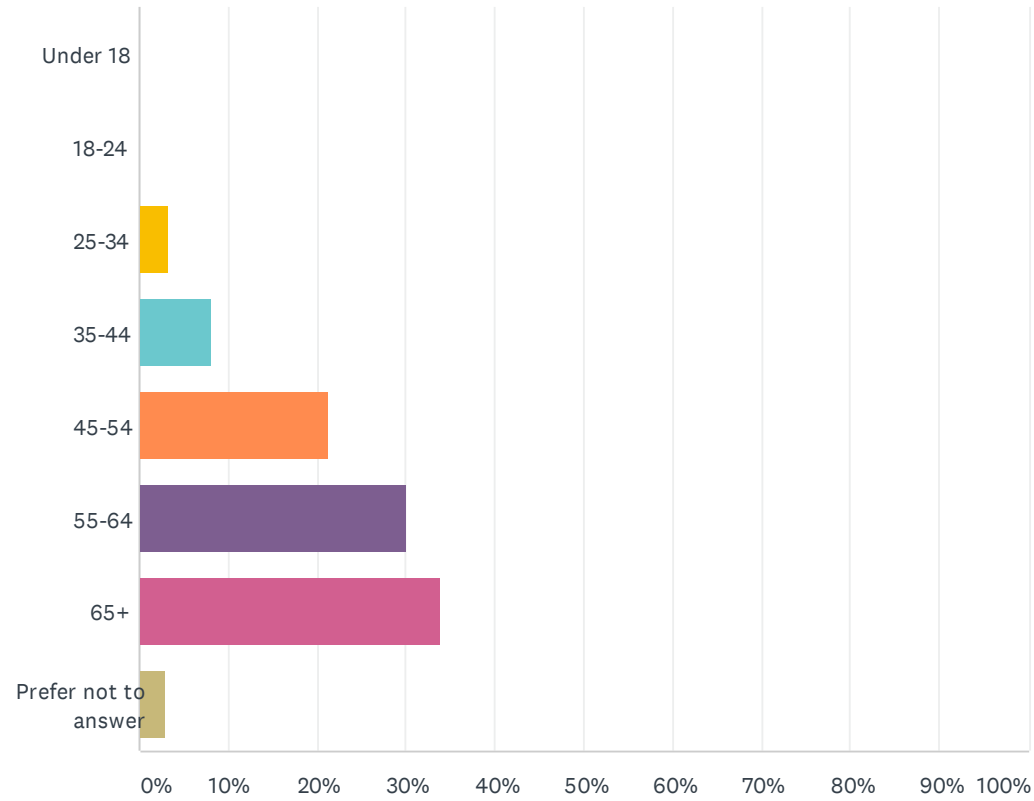
Community Survey - Public Safety

ANSWER CHOICES	RESPONSES	
Asian	0.00%	0
Black or African American	17.07%	35
Hispanic or Latino	0.49%	1
Middle Eastern or North African	0.98%	2
Multiracial or Multiethnic	0.49%	1
Native American or Alaska Native	0.00%	0
Native Hawaiian or other Pacific Islander	0.00%	0
White	67.80%	139
Another race or ethnicity, please describe below	0.98%	2
Prefer not to answer	12.20%	25
TOTAL		205

#	SELF-DESCRIBE BELOW:	DATE
1	White and Native American	8/15/2021 7:26 AM
2	Biracial whit and black	8/14/2021 3:34 PM
3	Human	8/14/2021 1:23 PM
4	American, no just American	8/14/2021 1:21 PM
5	Father, husband	7/9/2021 2:48 PM

Q30 What is your age group?

Answered: 206 Skipped: 0



Community Survey - Public Safety

ANSWER CHOICES	RESPONSES	
Under 18	0.00%	0
18-24	0.00%	0
25-34	3.40%	7
35-44	8.25%	17
45-54	21.36%	44
55-64	30.10%	62
65+	33.98%	70
Prefer not to answer	2.91%	6
TOTAL		206