



## CHOOSE YOUR DOOR: FULL OVERLAY.

Full-overlay doors are shown here, with available drawer options. For true color on your chosen wood species, please order a sample.



Apex Arcadia Ardmore 2 Arlington 1 Charleston 1 Hampton 1 Jamestown 1 Jefferson 1 Nantucket 1 Northbrook Savannah 1 Sedgfield 1 Summerfield 1 Trenton 1 Wentworth 1 Wilmington 1 Winston 1

- O Oak
- B Birch
- M Maple
- C Cherry
- P Paintable Hardwood
- CB Captiv8™

**Construction:** Solid wood, full-overlay frames with veneer or MDF center panel, 1/2" engineered wood end panels

**Hinges:** Concealed, 6-way, adjustable with integrated soft-close function

**Drawers:** Wooden, dovetailed 4-sided box with full-extension and soft-close, rated for 75 lbs.

**Options:** Plywood construction


All full overlay styles available in:

- M
- C
- P

Stained doors shown in Maple Drift.

Winston only available in:

- CB



Savannah 2 Sedgfield 2 Summerfield 2 Trenton 3 Winston 2 Atlanta 2 Brunswick 2 Cambridge Florence Fulton

## CHOOSE YOUR DOOR: STANDARD OVERLAY.

Standard overlay doors are shown here, with available drawer options. For true color on your chosen wood species, please order a sample.



Atlanta 2 Brunswick 2 Cambridge Florence Fulton

**Construction:** Solid wood, standard-overlay (1/2") frames with veneer or MDF center panel, 1/2" engineered wood end panels

**Hinges:** Concealed, 6-way, adjustable with integrated soft-close function

**Drawers:** Four-sided box with epoxy-coated guides, side-mounted and self-aligning, rated for 75 lbs.


**Options:** Plywood upgrade, including drawer box; or dovetailed wood drawer, full-extension, soft-close

Atlanta, Brunswick, Cambridge and Florence available in:

- M
- C
- O
- B
- P

Fulton only available in:

- CB



## PICK YOUR: DRAWER.

**Finish:** Natural.

**Weight capacity:** 75 lbs. per drawer.

**Wood thickness:** 5/8".

- 1 STANDARD
- 2 PLYWOOD
- 3 FX



## OPTIONS

	Included on Standard Overlay	Included with Plywood Upgrade	Included on Full Overlay
	Option w/ Full Overlay	Order as PC; option w/ Full or Standard Overlay	Option w/ Standard Overlay
Box	Particleboard	Veneer Plywood	Wooden Dovetail
Guides	Side-mounted, epoxy-coated steel, 3/4 extension	Side-mounted, epoxy-coated steel, 3/4 extension	Undermount, soft close, full extension
Soft Close	No	No	Yes

# FIND YOUR: FINISH.

Get inspired and choose from stains, paints, glazes, or laminate technology to bring your vision to life.

## STAINS



Unfinished **BOMC** Natural **BOMC** Drift **BOMC** Nutmeg **BOMC** Tuscany **BOMC** Cocoa **BOMC** Café **BOMC**



Cordovan **BOMC** Autumn **BOMC** Graphite **BOMC** Saddle **BOMC** Clove **BOMC** Espresso **BOMC**

## GLAZES




Alabaster Caramel Slate Chocolate Mocha (on paint only)

- O** Oak
- B** Birch
- M** Maple
- C** Cherry
- P** Paintable Hardwood
- CB** Captiv8™

## PAINTS



Alpine **P** Salt **P** Linen **P**




Hatteras **P** Midnight **P** Canvas **P**



Greystone **P** Cloud **P** Storm **P**

## CAPTIV8™

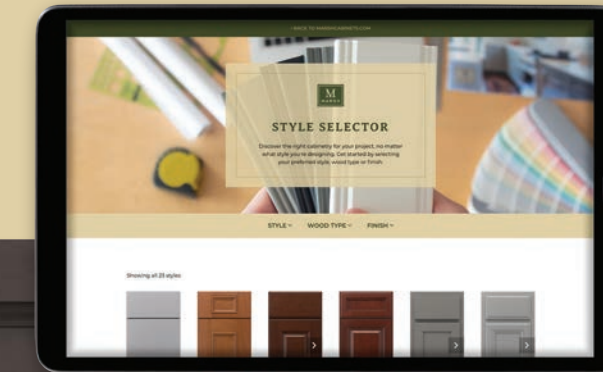


Sugar **CB** Shadow **CB**

## VISIT OUR STYLE SELECTOR.

View our entire line and visualize your choices on our Style Selector at: [styles.marshcabinets.com](http://styles.marshcabinets.com)

Feeling inspired? After you visit the Style Selector, ask your dealer for a sample block. Before finalizing your designs, ordering a sample door is suggested for the most accurate color.



[www.marshcabinets.com](http://www.marshcabinets.com)

Marsh Furniture Company  
P.O. Box 870  
1001 S. Centennial St.  
High Point NC 27261  
1.800.756.2774

MADE IN THE USA  
Proudly serving the Eastern U.S.

Revised 03/2021

