

• **N**ORTHERN CALIFORNIA QUILT COUNCIL ISSUE 77 2025

# NCQC Quilting

**THE ORIGINAL  
MTT WITH NCQC  
IN PERSON  
MEET THE TEACHERS  
TUES APRIL 8 2025  
10-NOON**

**THE BEST  
MTT PLANS  
visit websites  
meet teachers,  
see their work,  
match a new technique  
that fits your guild's culture**

**Guild of Quilters of  
Contra Costa County  
Cleopatra's Wallpaper  
Opportunity Quilt  
Show April 5 and 6  
Walnut Creek  
<https://www.gqccc.org/>**

**See the roster of shows at the  
[NCQC.net](https://www.ncqc.net) website**



Special MTT Spring edition NCQC 2025

Dear NCQC members,

This issue features... teachers, for whom in-person means personal.

A classroom format allows for a direct instructional approach. It provides a creative space when art trumps your daily challenges.

Build a scaffold for success with professional connections that further your artistry. Personal encouragement pulls your artwork forward.

Get to know these teachers. It can take 50 hours or more to prepare to teach a new 6-hour class. Choose teachers for courses on topics they specialize in vs. having the online pressure to move on to a different technique. The in-person class offers depth.

Good quilts make great shows. As I travel to quilt shows, rising artists push my notion of norm and seem to say, "Give it a try."

Inevitably, featured master quilters visibly illustrate powers way beyond a lone screen. Sincere thanks to these quilters who take pride in next-step learning, practice their techniques, and earn virtuosity.

Quilters can commemorate their work in the National Quilt Index (p38.) I would love to show you these stunning quilts on our pages, but please visit these quilt shows in-person.

Don't mistake fantasy for your wise, deliberate plan to be personally engaged. Because just maybe at that quilt show, as you stare at the workmanship details, baffled by the how-tos, you notice "the quilter" nearby.

That quilt artist savors their own work too, quietly honoring teachers who brought peace to their process.

Be prepared as they lean toward you, and in a respectful tone, share a tip that, in turn, unlocks a new idea for you.

Warm thanks and appreciation to all who inspire us.

Roberta Burke, Editor

STITCHED IN

NCQC Director, Jenny Lyon is a MTT teacher

6 Meet the Teachers In Person

TUESDAY April 8TH

320 Civic Dr., Pleasant Hill, CA 94523

ARTICLES

7 Meet the Teachers WALL OF FAME.

8 A page about each of the 16 teachers.

GUILD ACTIVITIES

26 Let the Shows Begin: Quilt Shows & Opportunity Quilts for member guilds as noted on the NCQC website

OUR HERITAGE AS QUILT MAKERS

38 CHQP is Alive and Moving Forward-

Register your quilt in the Quilt Index online-It is easy.

41 Join the Fun-NCQC

Congratulations to Director Jenny Lyon, Social Media Chair April Sproule, and Colleen Pelfrey. All are NCQC board members who are also teachers in this Spring NCQC line-up.

Sincere thanks to Linda Schmidt, Karren Lusignan and Colleen Voet for sharing the wonderful MEET THE TEACHERS content and Vicki our Copy Editor. Congratulations to the quilt guilds who are publishing their events on the NCQC website. Thank you all so much and hope to see you all soon. rdb

Our Cover

Cleopatra's Wallpaper is the Opportunity Quilt of the Guild of Quilters of Contra Costa County. Visit this show April 5 & 6, buy raffle tickets and see all the quilt shows this year.

Kindly submit items for potential publication by May 5 to Editor, [newsletter@ncqc.net](mailto:newsletter@ncqc.net)

# Meet the Teachers In Person

## Tues, April 8, Pleasant Hill Community Ctr. 10-Noon

### YOUR ORIGINAL NCQC EVENT

IN Person- no preregistration required for ncqc Guild members

Three-minute presentations of our “MEET THE TEACHERS” program give a FLAVOR of our NCQC Teachers and a TASTE of their methods. Chat with them at their table and bring a contract for securing a date and time. Linda Schmidt and Karren Lusignan have spearheaded this Spring MTT event.

This a great way to experience the personalities & teaching styles each teacher will bring to your store or guild!

Invite a friend over to enjoy the program & prompt a conversation about who you’ll want to book first! You’ll have your workshops & programs for the upcoming year well in hand by the time you get home.

Meeting begins at 10, ends at Noon. This in-person meetings is held at the Pleasant Hill Community Center, 320 Civic Dr, Pleasant Hill, CA, 94523 FIND TEACHER LINKS ON [WWW.NCQC.NET](http://WWW.NCQC.NET)

All members of NCQC, including representatives and members of any of our member guilds, are welcome to attend.



**Sue Fox has made her living stitching textiles for close to 50 years... primarily stitching quilts during the last 25. She’s been teaching “all things sewing” since 1989 and long-arm quilting since 1999.**

**All of Fox’s quilts are made using Rescued Materials (aka: Materials that are “Salvaged to Stitch” ... primarily using Silk, Linen, & Wool.) Her sewing workroom is in Oakland CA.**

See Fox’s projects on Instagram [https://www.instagram.com/fox.quilts\\_salvaged\\_stitched/?hl=en](https://www.instagram.com/fox.quilts_salvaged_stitched/?hl=en) or on Facebook ([Sue Fox Quilts](#))



Comments from Sue Fox  
(NCQC board Alumni )



- [heritageoaksquilts@gmail.com](mailto:heritageoaksquilts@gmail.com)
- [abquiltteacher@gmail.com](mailto:abquiltteacher@gmail.com)
- [patricia@okanarts.com](mailto:patricia@okanarts.com)
- [karenbolandesigns@gmail.com](mailto:karenbolandesigns@gmail.com)
- [kimbrownell@sbcglobal.net](mailto:kimbrownell@sbcglobal.net)
- [www.sewlittletimequilting.com](http://www.sewlittletimequilting.com)
- [hello@fatstitch.com](mailto:hello@fatstitch.com)
- [dianakarna@yahoo.com](mailto:dianakarna@yahoo.com)
- [patty9308@att.net](mailto:patty9308@att.net)
- [jenny@aqlyon.com](mailto:jenny@aqlyon.com)
- [leonaof@aol.com](mailto:leonaof@aol.com)
- [colleenpelfreyquilts@gmail.com](mailto:colleenpelfreyquilts@gmail.com)
- [yphenicie@yahoo.com](mailto:yphenicie@yahoo.com)
- [aprilsp@sproulestudios.com](mailto:aprilsp@sproulestudios.com)
- [sewhappymemories@aol.com](mailto:sewhappymemories@aol.com)
- [Quilting.chemistry@gmail.com](mailto:Quilting.chemistry@gmail.com)
- [vahlfamily@cs.com](mailto:vahlfamily@cs.com)
- [addquilter@sbcglobal.net](mailto:addquilter@sbcglobal.net)

# MEET THE TEACHERS



# MEET THE TEACHERS Spring 2025 WALL OF FAME



## the GREAT QUILT REVIVAL

WITH  
ARLENE ARNOLD



## Explore! Modern Dresdens & a BARN QUILT TRAIL

WITH  
ANELIE BELDEN



## the UNKNOWNING of CREATIVITY

WITH  
PATRICIA BELYEA



## EXPLORE DESIGN & COLOR

WITH  
KAREN BOLAN



## FROM ORPHAN TO ART

WITH  
KIM BROWNELL



## FOR THE LOVE of SEW TIME

WITH  
COLLEEN GRANGER



## QUILTING NATURALLY

WITH  
ALANA HOPE



## SEW TOGETHER A CUSTOM QUILTED COAT

WITH  
DIANA KARNA



## HAND QUILTING IS NOT A FORGOTTEN ART

WITH  
PATTIE KLIMEK



## FREE MOTION FILLS, FEATHERS +

WITH  
JENNY LYON



## WHERE MAGIC HAPPENS IN FABRIC & THREAD

WITH  
LEONA MCCANN



## TAKING OUT THE DYE

WITH  
COLLEEN PELFREY



## SEW MANY CURVES WITH YVONNE PHENICIE



## THE MYTH OF CREATIVE GENIUS

WITH  
APRIL SPROULE



## SCRAPPY APPLIQUE FUN & EASY...

WITH  
GAIL TENNIS



## Stunning Improv Sunbursts

WITH  
MICHELLE TRIMBLE



## CREATE LANDSCAPE

WITH  
MERI HENRIQUES VAHL



## Borders that Amaze

WITH  
LINDA WAGNER



**ARLENE L. ARNOLD**  
Heritage Oaks Quilts  
Speaker, Teacher, Judge and Laugh Maker



Arlene Arnold came to the world of quilting in 1975 with millions of others in the Great Quilt Revival for our nation’s Bicentennial. With her degree in art, Arlene entered the fabric world with enthusiasm. Her goal is to make sure that quilting is fun for everyone, “If making one more flying goose is a chore, we need to talk!” If she doesn't get her audience laughing within five minutes of her lecture, something is wrong. Arlene also has a passion for history but not the dry facts kind. She likes the intimate information of what women were doing during the early decades of our country. While we know the general history, we can also appreciate the day-to-day events of our lady ancestors.

Arlene’s focus on quilting moves through the eras of the Revolutionary War, to the Great Depression. She has a collection of antique and vintage quilts that she uses to illustrate her lectures. She also makes her own patterns using these quilts for inspiration. And yes, she still uses graph paper and a pencil! Arlene offers four lectures and several classes. Soon she will be a published author.

Arlene has won Best of Show and many blue ribbons for her work and now uses those experiences when judging quilts for guild shows and county fairs. She loves open judging because when the judging is finished, the spectators can ask her questions.

When not playing in the quilting world, Arlene enjoys life working in her walnut orchard and raising her beloved English Springer Spaniels on the ranch in Colusa, CA.

Informative. Funny. Memorable. This describes Arlene and if you see a red Durango filled to the brim with quilts and a Springer hanging out the window you know that the fun has arrived.

facebook-Heritage Oaks Quilts  
[heritageoaksquilts@gmail.com](mailto:heritageoaksquilts@gmail.com)


My creative new beginning ... making my own blanks for turning seam rippers on a lathe. I have always just bought a block of wood to turn, but last week I tried cutting up wood at an angle and gluing it back together to make my own fancy block of wood.



**Anelie Belden**  
Author  
Quilt Instructor  
Quilt Pattern Designer  
Entrepreneur  
abquiltteacher@gmail.com    www.abquilt.com



**Teaching experience**  
Anelie is an experienced, informative, and fun teacher. Her knowledge comes from over 30 years of quilting and teaching experience. She has had the privilege of teaching at Houston Quilt Show, Pacific International Quilt Show, Empty Spools Seminar at Asilomar, Multiple Quilt Cruises and Internationally.



**Thoroughly Modern Dresden**  
This old favorite became fresh and new when Anelie wrote her book using a modern piecing technique. This allows the blades to be sewn to the fabric with a stitch and flip technique which eliminates using applique. A large variety of quilt designs are available for class.



**Free Motion Quilting on a Domestic Machine**  
Anelie offers a variety of Free Motion Classes. Beginning Free Motion, Ruler work Quilting, Creating Quilting Designs.



**Multiple Quilt Designs**  
The variety of techniques and quilt designs that Anelie has taught over the years allows her to teach many different techniques. Landscape, Stained Glass Window, Paper Piecing, Applique in Everyday, and much more.



▪ **Anelie Belden- Barn Trails to Dresden Quilts**

<https://abquilt.com/>








**patricia  
belyea**  
[patricia@okanarts.com](mailto:patricia@okanarts.com)  
[Okanarts.com](http://Okanarts.com)  
[patricia@okanarts.com](mailto:patricia@okanarts.com)  
**okanarts.com**

one-day  
Zoom workshop




make curved  
templates of your  
own design  
 \$600 for 12 students.  
 \$50 per additional student.  
 24 students max.


FOR QUILT GUILDS  
 Zoom presentations  
 1-hour talk includes Q&A  
 \$400



**the allure of  
japanese quilt shows**  
 Patricia takes your guild to Japan to see the now defunct Tokyo Quilt Festival and see what's happening with the new Yokohama Quilt Festival. Plus a trunk show.



**spirit quilts: when  
a quilt is more than  
a quilt**  
 Working with people's clothing, Patricia stitches memories into quilts that completely transform their meaning and power.



**the unknowing of  
creativity**  
 Patricia shares her creative approach for developing new ideas for original quilt designs—taking your quilt guild on an exciting journey of exploration.

## Meet Karen Bolan

Hi!

I am Karen Bolan, a quilt teacher and lecturer based in Santa Rosa who would love to present for your guild. Email me at [karen@karenbolan.com](mailto:karen@karenbolan.com) to schedule your next event.



I am a civil engineer-turned-quilter in northern California, USA. As a former engineer, my quilting philosophy centers around exploration and experimentation. I also bring in a love of geometry and efficient methodology, but that doesn't stop us from having creative quilting fun in a supportive environment.

My trunk-show lectures showcase my award-winning quilts, but each features a bigger theme: community building and personal growth both have a place in passionate quiltmaking.

My classes blend lecture, demonstration, and discussion, and include ample hands-on time for students to experience and practice new techniques with individual instruction. I carefully and compassionately guide students beyond their comfort zones to new levels of enjoyment, creativity, and skill.


[KarenBolan.com](http://KarenBolan.com)

[karenbolan.com](http://karenbolan.com)

[@Karen.Bolan](https://www.instagram.com/Karen.Bolan)


[karen@karenbolan.com](mailto:karen@karenbolan.com)

## Interactive Trunk Shows



### Collaboration is Fun

Over 25 collaborative quilts  
 Tips to design, manage, and participate  
 Different types of projects  
 Difficult situations



### Learn with Every Quilt

Over 20 quilts  
 My journey as a quilter  
 Advice and tips  
 Laugh with me



### Engineer your Quilts

Over 20 original quilts  
 Engineering process applied to quilting  
 Inspiration and improvisation  
 Software and tools

## Hands-on Workshops




### Mixed Box

Use those Jelly Rolls  
 Design a color transparency effect



### Curves and Transparency

Design a color transparency effect  
 Piece large curves



### Design an Original Quilt

Design a creative quilt block  
 Learn freezer paper



### Special Effects with Color\*

Learn foundations of color and vision  
 Create three color illusions



### Design a Quilting Plan\*

Analyze and strategize  
 Make a custom quilting plan



### Begin Free Motion Quilting

Start with the basics  
 Learn 5 motifs



### Next Steps Free Motion Quilting

Refine quilting techniques  
 Learn 5 motifs





[www.thewackydoodlequilter.com](http://www.thewackydoodlequilter.com)

## KIM BROWNELL

[www.thewackydoodlequilter.com](http://www.thewackydoodlequilter.com)

[kimbrownell@sbcglobal.net](mailto:kimbrownell@sbcglobal.net)

916-539-5516

**LECTURES:** All lectures approx. 1 hour, both in person and virtual

The Wackydoodle Trunk Show

Challenges: What to do?

Wacky Organizing

Take it to the Next Level

Wackydoodle Demos

**3 HOUR WORKSHOPS:** Both in person and virtual

Collage Notebook Cover

Fabric Scrap Ornament

Collage Needle case

From Orphan to Art

**6 HOUR WORKSHOPS:** Both in person and virtual

Quilted Jigsaw Puzzle Technique – Sunrise/Sunset and Mountain Majesty

Fun and Stress-Free Art Quilts

Take it to the Next Level

Let's Get Scrolling



<https://www.sewlittletimequilting.com/index.php>



### How Do You Do That?

Colleen presents tips, tricks and techniques to accomplish her designs.

### A Bodacious Trunk Show

The Bodacious Trunk Show features quilts from Colleen's book and so much more!

### Quilting is Cheaper than Therapy A look at the lighter side of Quilting

The discussion includes: Why would anyone want to be a quilter, it is such a waste of good

- Making the transition from sewer to quilter.
- Needles don't have to break to be changed.
- How to become a long-arm quilter in less than a month.
- Preparing your quilt to be machine quilted.
- Selecting the right batting for your quilt and see the results.
- Where to find motivation for an original quilting design.
- There is no such thing as the Quilt Police.

## Welcome to Sew Little Time Quilting

For those who don't know me, my name is Colleen Granger and I am a quilt-aholic. I am also one of those people who love what they do...I am a quilter! I am an author, designer, teacher, quilt maker, and long arm machine quilter. You can usually find me playing with fabric somewhere between Alaska and California and beyond. I travel to teach and I get to meet the nicest people. In 2020 I began Zooming! So for now I travel virtually. It's been interesting to say the least.

As an instructor and designer it is my goal to break projects down to their easiest form of construction so that everyone can be successful. While I am sure that I am not 100%, I do strive to make my books and projects easy to construct, but to make them look difficult.

I would like to welcome you to my website. If you have any questions please feel free to contact me at [colleen@sewlittletimequilting.com](mailto:colleen@sewlittletimequilting.com), or click on the Contact Us button above.



ALANA HOPE

I've always been in love with nature. Fabrics made from natural fibers like cotton, linen, and wool are beautiful and long lasting. Nowadays, plastic and polyester are everywhere, making it hard for quilters to find quality materials. So what did I do? I made the store I wished I had.

I founded Fat Stitch to give you 100% natural fabrics and non-toxic machine quilting services. Here I obsessively curate colors, textures, and patterns to save you time hunting for those gorgeous styles to quilt with. Plus, I curate a selection of notions where new or seasoned quilters can easily discover their tools. For a casual project or an heirloom gift, my goal is provide you with the supplies to create something worth keeping.

- Alana Hope

CATEGORIES

- FABRIC
- KITS
- PATTERNS
- NOTIONS
- LONGARM MACHINE QUILTING
- HANDMADE QUILTS
- BOOKS
- GIFTS.





WORKSHOP & LECTURE

CUSTOM QUILTED COAT

LET'S SEW TOGETHER

STITCHINGSTYLE.ORG



STITCHINGSTYLE.ORG  
DIANA KARNA  
818-935-1352

YOU ARE SO CREATIVE



PATTIE KLIMEK  
EMAIL: [patty9308@att.net](mailto:patty9308@att.net)  
PHONE: 415-681-9473  
WEBSITE: [pattiehandquilts.net](http://pattiehandquilts.net)  
INSTAGRAM: #pattieklimek  
WEEKLY NEWSLETTER: [pattiehandquilts.substack.com](http://pattiehandquilts.substack.com)



Fee: \$600 for a 6 hour class and \$350 for a 3 hour class. Travel fee is \$0.535 per mile  
I am available for both Zoom and in person classes. A Six hour class can be split into two days if that is more convenient. I can accommodate up to 25 students in a class.

I am a proponent of the “Slow Stitch Movement” and love to do handwork. My aim is to remind quilters of the joy of handwork. Sometimes we get so caught up with trying to make so many patterns and projects that we forget how much we enjoy just getting a needle and thread in our hands and create using only our hands and minds. These workshops will remind you of those times. This is my Slow Stitching journey.

WORKSHOPS AVAILABLE:

**BIG STITCH HAND QUILTING.** In this class, you will be introduced to the basics of Big Stitch hand quilting, the materials needed, how to baste, how to tie and set a knot, and the modified rocking stitch used for Big Stitch quilting. Also, I will cover variations of the rocking stitch, how to mark your quilt, and we will have a practice session. Throughout the class, we will talk about how Big Stitch hand quilting can be incorporated into your quilting design or used to highlight your quilt top. Pattie will also show the many examples she used in her own quilts. No hand quilting experience needed, you’ll learn everything you need in this class. This is a 6 hour class. Fee: \$600 plus \$10 fee per student required for a premarked top.

**HAND QUILTING IS NOT A FORGOTTEN ART.** It is a fast, easy, and relaxing way to embellish a quilt and can be combined with machine quilting to accent a quilt in many ways. You will be introduced to the basics of hand quilting, the materials needed, how to baste, how to tie and set a knot, and the rocking stitch. The skills I teach in the Big Stitch Hand Quilting class are also taught in this class with an emphasis on traditional hand quilting. This is a 6 hour class. Fee: \$600.00 and \$10 fee per student required for a premarked top

**BEGINNING SASHIKO:** Learn to do the traditional and beautiful Japanese art of Sashiko. This is a functional embroidery that started as a practical mending stitch for textiles and became an art into itself. Learn the running stitch technique and how to use the patterns, threads and supplies used by Japanese stitchers. We will start on a set of 3 coasters that use the basic patterns that can be adapted to decorate garments, quilts, or decorative projects for the home. We will do the stitching in class and Pattie will give you instructions to follow so you can finish the project at home. This is a 3 hour class with a \$15.00 kit fee payable to the teacher.

**VISIBLE MENDING THE BORO WAY:** This is the companion workshop to my Visible Mending the Boro Way lecture. Thread bare jeans, a hole in your favorite jacket, a worn spot in your tote bag, all these can be the springboard for creativity. Mend your garments and accessories with simple embroidery and Sashiko stitches. Learn to do inside and outside applique along with other darning techniques using the running stitch, buttonhole stitch, and simple Sashiko stitches. This can be a 3 hour or 6 hour class. The 6 hour class will include making 3 beginning Sashiko patches and requires a \$15.00 kit fee payable to the teacher.

**MAKE A JAPANESE RICE BAG, KOMEBUKURO:** This simple bag has been used for centuries to carry rice from the market to the table. Anyone with basic sewing skills can learn to make one. The first part of the class will concentrate on tracing some traditional Sashiko patterns and embellishing them with Sashiko stitching. In the second part we will sew together the outside of the bag, the lining and the tabs to thread with rope handles. This can be done by hand or by machine. If you are new to Sashiko or need a brush up in your skills, Pattie will go over the stitches for you and will teach you how to trace and stitch the Sashiko pattern. This is a 6 hour class and the patterns are included.

**JAPANESE HAND CLOTHS, HANA FUKIN:** In Japan you will not see napkins in restaurants nor paper towels in restrooms. Japanese carry around a Hana Fukin, a small cloth used for this. Learn to make a traditional hand cloth and decorate it with simple Sashiko stitches to create a flower and fan design. If you have basic sewing skills, you will be able to stitch this easy and useful item. This is a 3 hour class and requires a \$15.00 kit fee payable to the teacher.

Jenny K. Lyon  
[Quiltskipper.com](http://Quiltskipper.com)



I teach free motion quilting on a domestic machine. I offer both process and project classes: intro to free motion quilting, various types of fills classes, feathers, ruler work, grids, garment and home décor projects, and a fun project using sheer fabric.

My classes are encouraging and light hearted and I use tech gear so that every student can see exactly what I am doing. I love to teach and inspire students to find their own way to joyful and confident free motion quilting.

I also offer 4 lectures. I am in the Roseville/Folsom area and I am happy to teach and lecture online or in person. All of my class and lecture offerings and pricing are available on my website: [quiltskipper.com](http://quiltskipper.com).

Bio

Jenny is a fiber artist, [author](#) and teacher. Her work focuses on free motion quilting on whole cloth and has juried into international quilt shows, art shows and galleries. Jenny teaches and lectures on free motion quilting wherever she is invited. She claims the title “Encourager-in-Chief” as she believes that every quilter has the skills to free motion quilt some of their own work. She lives in northern California with her husband and Australian Shepherdess. Her boys have left the nest and she now has a fine 2-room studio.

[Website](#) [Blog](#) [Facebook](#) [Instagram](#) [Pinterest](#)  
[On demand course](#) [Book](#) [Newsletter](#) [The Quilt Show](#)  
[BERNINA Ambassador](#) [LAURASTAR Ambassador](#)



[leonaof@aol.com](mailto:leonaof@aol.com)

## About Tír na nÓg Studio

*Tír na nÓg Studio*

*Where magic happens with fabric and thread.*

The story Tír na nÓg is one of my favorite from Irish mythology.

Tír na nÓg is a place of eternal youth and beauty where time stand still, no one grows old or gets sick, flowers bloom perpetually, there is no sorrow or pain and where love is eternal. I loved this story growing up and imagined Tír na nÓg to be like heaven. When in the creative process of making a quilt, I can get so engrossed that it does seem like time stands still and all the cares and troubles of the world are no longer present – my little slice of heaven on earth!



18



## Colleen Pelfrey Quilt Lectures and Workshops

9917 O Street, Live Oak, CA Cell: 530-713-0274

Website: [colleenpelfreyquilts.com](http://colleenpelfreyquilts.com) Email: [colleenpelfreyquilts@gmail.com](mailto:colleenpelfreyquilts@gmail.com)

Lecture Fees: \$300 + mileage at the current rate

Workshop Fees: \$350 for 1-10 plus mileage Each additional participant \$25.

### LECTURE

#### Life With a Border Around It

In this lecture, I share a very eclectic collection of quilts. I start with some quilts from my great grandmother, grandmother, and mom, and then move on to my own quilting and designing journey. As I share my quilts, I also share stories about the quilts or stories that inspired the quilts. If I can teach you something or make you smile, all the better. And don't be surprised if I throw in a song or two.



### WORKSHOP

#### Taking Out the Dye

This workshop is a little different in that you don't need to bring your sewing machine (unless you want to) and there isn't a project you need to finish. I teach a variety of techniques for using DeColourant on fabric and demonstrate how to use all the different tools I have acquired. I then let you play with my toys and give you any assistance you might need or want for the rest of the workshop.

I provide all the DeColourant you need during the workshop, and send you home with a small container at the end.



### WORKSHOP

#### Notan Design

Notan in Japanese means light dark harmony. The technique taught in this workshop is based on a version of Notan involving cut paper. We'll be using the same technique, only with fabric. After the initial instruction, participants will experiment first with paper, and then with fabric to create Notan designs. Participants can choose whether to just play making blocks, or to choose a pattern and create a small quilt using blocks they have made. This works really well with fabrics that basically look the same on both sides like batiks; however it can be done with fabrics that have a right side and a wrong side.



19

[colleenpelfreyquilts.com](http://colleenpelfreyquilts.com) [colleenpelfreyquilts@gmail.com](mailto:colleenpelfreyquilts@gmail.com)



## YVONNE PHENICIE Inspire Quilts



I enjoy sharing my love of quilting with others, I do this through the variety of different classes. My most popular is the Ombre Bargello, which only uses two pieces of fabric, a ombre and a print, I also offer a couple of paper piecing classes, a Spring Wreath with a twisted ribbon border and a Log Cabin Star. Also in the line up is a 5 color Lone Star, which makes a great wall hanging as it is not very large. I am a certified teacher of the Sew Kind of Wonderful patterns and curved rulers. I love the modern take on a traditional pattern that the curve rules give you. Using these rulers and patterns you will find that doing curves is easy. You just Cut-Sew-Square Up, Oh , and did I mention, no pins are used to sew your curves. There are many patterns to choose from, or you can choose one of the free patterns. I love to see quilters go outside the box and try new things.

I also offer programs for guilds, Here are the three that I have, This is Me and My Quilts, I Love a Challenge and Sew Many Curves. I am happy to work with you to find the right fit for your group, whether you are small or large guild.

I live in Northern California, in the rural town of Colusa, with my husband Mike and our newly aquired dog Indigo. I would love to come to your guild. You can contact me at [yphenicie@yahoo.com](mailto:yphenicie@yahoo.com) Check out my Facebook page, just look for Inspire Quilts.

[aprilsp@sroulestudios.com](mailto:aprilsp@sroulestudios.com)

## April Sproule

358 Main Street  
Fortuna, CA 95540  
(707) 725-9124

[aprilsp@sroulestudios.com](mailto:aprilsp@sroulestudios.com)  
<https://sroulestudios.com>



### Lecture(s):

- New Directions in Mixed Media Textiles
- The Myth of Creative Genius
- Transformations: From Technician to Artist

### Workshop(s):

- Improv Textile Collage
- Japanese Boro, Mending in Mind
- Freeform Mixed Media Mandala



Ombre Bargello



Sew Kind of Wonderful  
Mod Journey



Chic Picnic



Spring Wreath



Paper Piecing  
Log Cabin Star



Lone Star

20



[yphenicie@yahoo.com](mailto:yphenicie@yahoo.com)

21



# SCRAPPY APPLIQUE®

Certified Instructor: Gail Tennis



## Class Description

- This class is perfect for beginner quilters as well as more advanced students interested in learning this raw-edge applique technique.
- Students will learn Shannon Brinkley's simple and fun raw-edge applique technique, basic quilting techniques, and basic free motion quilting.
- Students will take away the finished or nearly finished quilt top!
- Students will be able to choose from a variety of templates (purchased the day of the workshop from Gail, or ordered/downloaded and printed beforehand [from her website, http://bit.ly/3zcvsFU](http://bit.ly/3zcvsFU) or <https://shannon-brinkley-studio.myshopify.com#ref=57.com>
- Students will have a blast choosing beautiful fabric that, once collaged together, will create a really striking and modern look.
- YOU get to choose WHAT YOU want to make, your pattern, your color palette, your top-stitching and finishing techniques.
- **SCRAPPY APPLIQUE® is so easy, fun and forgiving!**
- Class Length 4-6 hours

Thank you,

Gail and Kinney Tennis

Sew Happy Memories - Long Arm Service, Quilting, Commissioned Quilts

104 Leverton Dr.

Patterson, CA 95363

Gail 925-360-9255

Kinney 925-360-9258



# Workshops & Lectures

## lectures

Adventures in Improv (45 min + Q&A)

## workshops

Stunning Improv Sunbursts (6 hr)

Curves with Confidence (6 hr)

Planning Improv with Dramatic Negative Space (3 hr)

Color Theory for Quilters (3 hr)

## bio

Michelle Trimble is a quilter, pattern designer, and educator based in San Francisco with 20 years of teaching experience, including teaching at regional and national conventions. She enjoys experimenting with new techniques, dramatic layouts with bold saturated colors, and adding texture to her quilts with free motion quilting. Her work has been featured in magazines and hung at local and international quilt shows including Houston International Quilt Festival and QuiltCon. You can find out more about her on her website: [quiltingchemistry.com](http://quiltingchemistry.com).

## contact


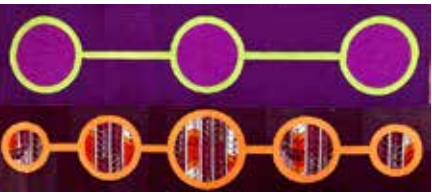

Michelle Trimble

[quilting.chemistry@gmail.com](mailto:quilting.chemistry@gmail.com)

[quiltingchemistry.com](http://quiltingchemistry.com)

IG & Facebook: [@quiltingchemistry](https://www.instagram.com/quiltingchemistry)

Bluesky: [@quiltingchemistry.bsky.social](https://bsky.app/profile/quiltingchemistry.bsky.social)







Linda Wagner

Lecturer: Zoom or in person  
Workshops

WEBSITE: [lindawagnerquilts.com](http://lindawagnerquilts.com)

Lectures: Color is NOT a 4 Letter Word  
Games this Quilter Plays (to finish UFO's)  
Edgy (increase the WOW factor extra piecing includes Borders)  
If I had only Known (easier ways learned the hard way)  
Make Mine Scrappy  
So you Want to be a Sunday night stripper, but you're in love  
With Layer Cakes (pre-cuts)

Workshops: Borders  
Puzzled Nines  
Get it Done  
Color Exploration Ohio Stars

## Meri Henriques Vahl - Layered Landscape Collage

Website: [www.meriartquilts.com](http://www.meriartquilts.com)

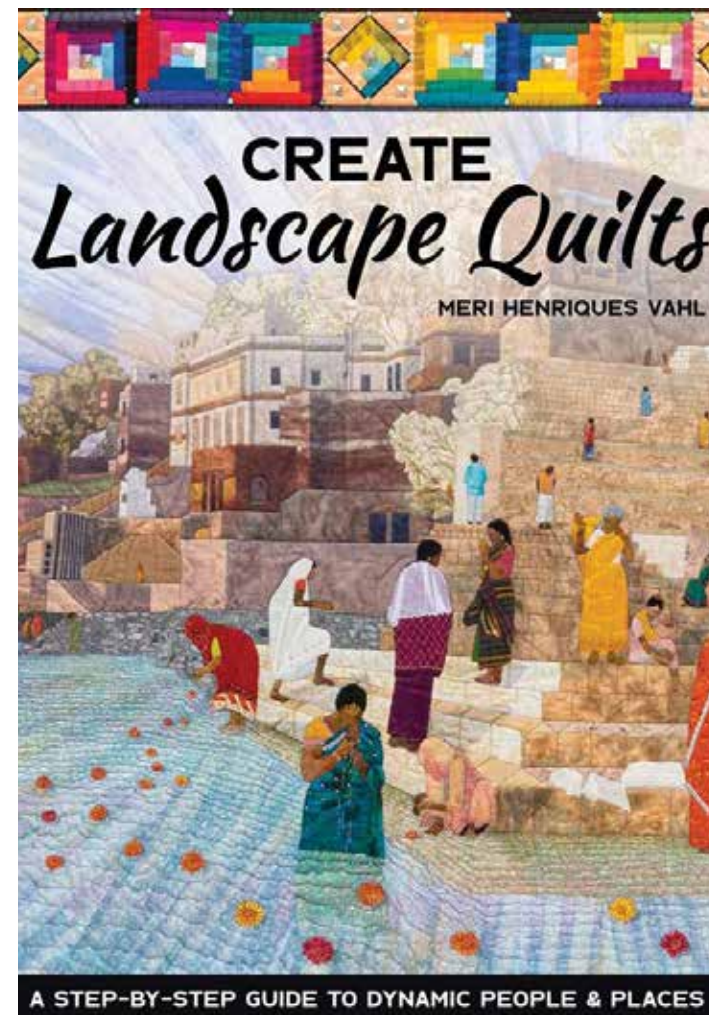


I am a multiple award winning quilt artist who regularly teaches at Empty Spools Seminars, internationally (France & Australia), at quilt guilds in California & Nevada, and was the guest artist on Alex Anderson's and Ricky Timm's 'The Quilt Show', episode #2908. My book, 'Create Landscape Quilts: A Step-by-Step Guide to Dynamic People and Places', was published by C&T Publishers in 2021.

Fees:

- Teaching: \$700/1 day class (discount for multiple days)
- Lecture: \$500 if with a class; \$550 for lecture only
- plus mileage

Students will design and construct a fabric collage landscape



art quilt with a fine tulle overlay, inspired by a photograph they will bring to class, plus supplies from home (a materials handout will be supplied). Sewing machines are not necessary for this very easy and fun one-day class. Since I am well-known for my unique method of creating people for my quilts, I can also teach a one day people-making class - both classes for any level student.





Opportunity Tickets for this "Lucy Boston Quilt" through April 4th, 2025 from the Santa Rosa Quilt Guild. It was made by member, Sue Gragg with help from Kathy Rathbun, Barbara Southard, Vivian Valencia and Elizabeth McDonnell. It is hand-sewn English paper pieced. Contact <https://www.santarosaquiltguild.org/contact.php>

26

# Guild of Quilters of Contra Costa County 2025 ANNUAL QUILT SHOW

**April 5 & 6, 2025 10 am - 4 pm**  
Elks Lodge, 1475 Creekside Dr, Walnut Creek, CA



The Opportunity Quilt is Brimfield Awakening's *Cleopatra's Wallpaper* 63"x 84"  
Artfully crafted by many members of the guild and custom free motion longarm machine quilted by Roberta DeLuz



**Featured Artist**  
**Jackie Seidell**

Vendors offering fabric, kits, notions, collectibles, photos, clothing, jewelry, accessories, books, and food/kitchen items.

Door prizes, treasure hunt

Visit the **Chef's Touch** food truck for lunch, snacks, water and soda or take home dinner.

**Entry Fee for Weekend —**  
**\$12 at door, \$10 in advance**

Opportunity Quilt Drawing on April 6 at 3:30 pm

## COUNTRY STORE & FABRIC SALE

**June 7 & 8, 2025**

**Saturday 10 am - 3 pm / Sunday 10 am - 2 pm**

at **The Farmhouse**, Contra Costa County Farm Bureau Building  
5554 Clayton Rd. Concord, CA 94521

<https://www.gqccc.org/quilt-show>

27



**Sun Country Quilters Guild Presents...**  
**2025 Quilt Show 'Sun Country in Bloom'**  
**Saturday, April 5, 10-5 & Sunday, April 6, 10-3**  
**BOUTIQUE — DEMONSTRATIONS — RAFFLE BASKETS**



**Featured Quilter: Angela Birkeland**  
**VENDORS:** Blue Iris, Fantabulous Backs  
 Hokema's Sewing, Kalimba Baskets  
 Quilt Corral & The Sewing Room

Food concession by RBHS Sober Grad Committee  
 \$8 Entry fee for both days  
 Tehama District Fairgrounds—650 Antelope Blvd.,  
 Red Bluff, CA 96080  
 For more information: [www.suncountryquilters.com](http://www.suncountryquilters.com)

**Sun Country In Bloom" Quilt Show - April 5 & 6, 2025**  
**at Tehama District Fairgrounds, 650 Antelope Blvd., Red**  
**Bluff, CA 96080**

10-5 Saturday  
 10-3 Sunday  
[www.suncountryquilters.com](http://www.suncountryquilters.com)



**Our 2025 Opportunity Quilt**  
**"Modern Dance"**

96" x 96"  
 an original design by the Mods Mini-Group  
 Christine Barnes, Sandra Bruce, Sophia Day, Helena Heinzelman, Robi Holmen  
 Sue Marshall, Holly Miner and Rachel Peña  
 Quilted by Sandra Bruce

**Springtime in the Pines**  
**Nevada County Fairgrounds**  
**Saturday, April 26 and Sunday, 27, 2025 • 10 to 4 both days**

Over 250 Quilts on Display • Vendors • Baskets • Silent Auction  
 Country Store • Café • Mountain Art Quilters Display

Our 2025 Featured Quilter: Deirdre Campbell  
 Our 2025 Theme is: "Quilting is My Happy Place"





LOOMIS QUILT  
& FIBER GUILD

## Country Marketplace

**SAVE THE DATE**

Open to the public

Saturday, May 3, 2025 10am - 4pm

Loomis Veteran's Memorial Hall

5945 Horseshoe Bar Rd.


\*Fabric\* \*Yarn\* \*Patterns\*

\*Handcrafted Items\*

\*Live Demos\*

\*Art Pieces\* \*Notions\*

\*Door Prizes\*



Loomis Quilt & Fiber Guild  
2025 Opportunity Quilt



"Red and White Quilt Extravaganza," will be held on May 9-10, 2024, at William Jessup University. We feature Quilts, Vendors, our Boutique, Raffle Baskets, a Country Store we call "Second Time Around," and quilts for sale. Lunch and snacks will be available. The show is 10-5 on Friday and 10-4 on Saturday. Admission is \$10, good for both days.



The Amador Valley Quilters will sponsor a fabric sale from 1:30 to 3:30 PM on Saturday, May 10, 2025 in the Multipurpose Room at Pleasanton Middle School, 5001 Case Avenue, Pleasanton, CA 94566.

In addition to fabric; notions, patterns, and yarn will also be for sale. Items will be sold by the pound. Cash, checks, and credit cards accepted. Stop by and bring your friends. There's something for everyone!

Sierra Mountain Quilters Association  
*“Mountain Magic”*  
**Quilt Show**

Saturday - May 17, 2025 10am - 5pm

Sunday - May 18, 2025 10am - 3pm

Admission \$10

Age 12 and under Free!



Featured Quilter:  
Mary-Louise “Mel” Peters



*Vendors—Raffle Baskets—Opportunity Quilt Raffle*



Oakhurst Community Center  
39800 Road 425B, Oakhurst, CA

*“24 Minutes from  
Yosemite National Park”*

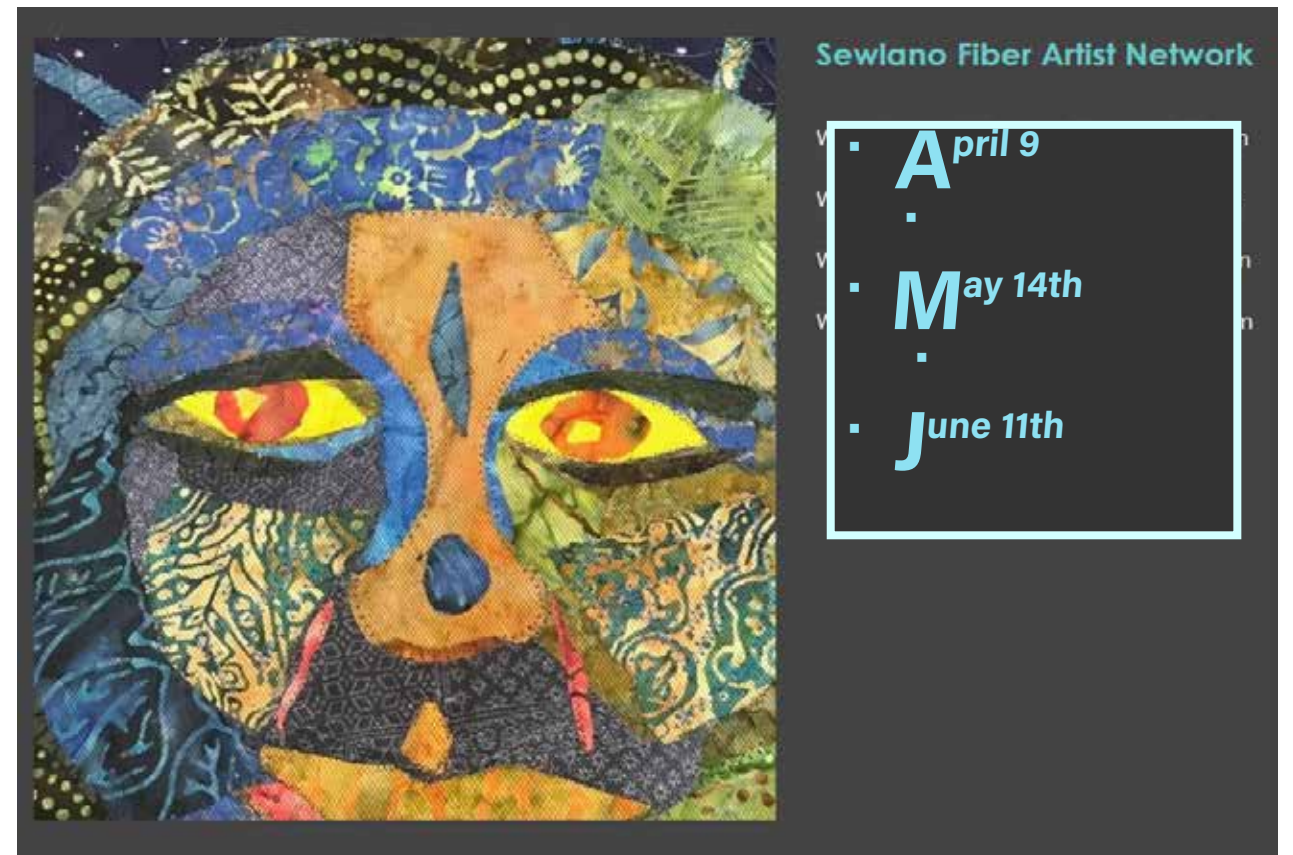






## HOUSTON

- [INTERNATIONAL QUILT FESTIVAL/HOUSTON](#)
- 2025
- INTERNATIONAL QUILT FESTIVAL/HOUSTON
- October 9-12, 2025
- George R. Brown Convention Center
- Houston, Texas
- Preview Night October 8 (5-9 pm class enrollees, 6-9 pm general)
- Classes/Events Begin October 6



**Sewlano Fiber Artist Network** are traditional quilters who have discovered art quilting. The purpose of the group is to explore and learn Art Quilt Design techniques, encourage each other, share information and create a body of work.

The group meets on the 2nd Wednesday of the month with the goal of sharing a new technique each meeting.

The Sewlano group volunteers at the community quilt building workshops in support of the Social Justice Sewing Academy.

For more information and to RSVP please contact:

Coordinator: Teri Green

Email: [sewlano@aol.com](mailto:sewlano@aol.com)

Text/Call: 707-631-2273



<https://www.clothcarousel.com/module/class/444399/sewlano-fiber-artist-network>



**CARQUINEZ STRAIT STITCHERS OPPORTUNITY QUILT  
FOR RAFFLE OF "TAKING FLIGHT"- [INFO@CSSQUILTER.ORG](mailto:INFO@CSSQUILTER.ORG)**




**The raffle winner will be drawn at the  
Peddlers Fair, 1st Street, Benicia, on  
Saturday, August 9th, at 3:00 PM**





**Document your own prize quilts or other quilt heirlooms NOW using directions in the last paragraph. Many thanks to these regional volunteers.**

**Scarlett Rose,  
Arlene Arnold, Stephanie Kenney,  
Nancy Bavor and  
Julie Silber  
are CHQP board members.**



**The Annie's Star Quilt Guild's (ASQG) biannual quilt April meeting will feature a speaker, [Arlene Arnold](#) on the California Heritage Quilt Project (CHQP)**

**[Scarlett Rose](#), reports, " As a CHQP board member, I'm currently working with my local city museum in Anderson to document the 12 quilts they have in their collection. I'm always encouraging local quilters to use Quilt Index's online submission form to document their own quilts!"**

**Both ARLENE AND SCARLETT are quilt teachers in AND MEMBERS OF NORTHERN CALIFORNIA QUILT COUNCIL-WE ARE PROUD OF THEIR DEDICATION.**

**Any California quilter/collector can now directly electronically self-submit their own quilts to the Index now (quilts that live in CA, they don't have to be made here). At the end of the self-submit on-line form, you can pick any of the projects listed, but to make sure your CA quilt is listed under CHQP, click on CHQP.**

**[www.quiltindex.org](http://www.quiltindex.org)**



**Arlene Stevens, Zena Thorpe, Rebecca Blosser, and Pat Masterson are Board Members attending Road to California**





## NCQC WANTS YOU TO JOIN OUR BOARD!

<input type="checkbox"/>	We're a fun bunch! No cliques here!
<input type="checkbox"/>	ZOOM meetings are short and focused!
<input type="checkbox"/>	Give back to the quilting community!
<input type="checkbox"/>	Quarterly one-hour meetings!
<input type="checkbox"/>	We value YOUR skills!
<input type="checkbox"/>	You can influence the quilting community!

The Board of NCQC would love to have you join us. We're a fun group with a wide variety of talents. Among the talents of your Board:

- We Zumba and practice Yoga
- Ride unicycles
- Idea generation/Creativity Midwife
- Fluent in French and Italian
- Play flute, guitar and piano
- Able to write a song about anything at all
- Write bad poetry
- Can figure out anything
- Hitchhike from Texas to California and back...alone
- Ability to detect slight changes in fonts
- At least one of our Board members is always right! Once, anyway.

What talent could you bring to the Board? You can write any Board member to find out more or just [click here](#) and to submit an application. Help us get to know you, through a connection with other members we know.

You can connect through by Jenny Lyon, Director NCQC

**Director:** [Jenny Lyon](#)

**Assistant Director:** Jeanne Brophy

**Secretary:** Linda Schmidt

**Treasurer:** [Kris Cisse](#)

**Membership:** [Karren Lusignan](#)

**Calendar & Webmaster:** Colleen Voet

**Newsletter:** [Roberta Burke](#)

**Parliamentarian:** Vicki Walter

**Facilities:** April Sproule

**Meet the Teachers:** Team

**New Quilts:** Linda Schmidt & Sue Fox

**Members At Large:**  
Sue Fox, Colleen Pelfrey, Kris Cisse,  
Cathy Medich

[calendar@ncqc.net](mailto:calendar@ncqc.net)

[database@ncqc.net](mailto:database@ncqc.net)

[director@ncqc.net](mailto:director@ncqc.net)

[media@ncqc.net](mailto:media@ncqc.net)

[membership@ncqc.net](mailto:membership@ncqc.net)

[mtt@ncqc.net](mailto:mtt@ncqc.net)

[newsletter@ncqc.net](mailto:newsletter@ncqc.net)

[treasurer@ncqc.net](mailto:treasurer@ncqc.net)

[webmaster@ncqc.net](mailto:webmaster@ncqc.net)

[April Sproule](#)  
posts our social  
media NCQC  
[Instagram](#) and  
[Facebook](#).



detail from Kathy Donaldson's  
*Cat and Mouse*

**Use the links to  
connect to the  
board.**