


NCQC Quilting

Newsletter of the
Northern California Quilt Council
2023 Issue 73



Julie Silber,
Lecturer,
Appraiser, Dealer
of Antique &
Vintage Quilts



Nevermore, The Raven
Quilt Artist, Kathy Donaldson

NCQC 2023

- 4** NCQC Directors Message, Jeanne Brophy
- 6** January Jumpstart-Demo Time, Sue Fox
- 7** April Sproule, *Stitching Bits in Hand; A Healing Mandala*
- 8** Jenny Lyon, *Scraps Line Up To Get Into my Quilts Too!*
- 10** Linda Schmidt, *Baby Quilts Revisited*
- 16** Michael Sirois, *If A Butterfly*
- 18** *Quilts for Kids in Ukraine*
- 22** *The Quilter's Code, and the Cipher of the Knights Templar* by Roberta Burke featuring s "Baby" quilt from Julie Silber
- 30** News from Guild of Quilters Contra Costa County
- 34** Quilt Shows and Events for member guilds.
- 39** *Join the NCQC Board* by Jenny Lyon
- 40** Thank You to Artist Kathy Donaldson
- 41** Cindy Needham, what is new
- 42** New Quilts of Northern Cal at PIQF by Linda Schmidt
- 46** By Colleen Voet, Element3
- 48** NCQC April Meeting: Demo Divas
- 49** 1800's Quilt Study Group
- 50** CHQP is Alive and Moving Forward
- 54** Folsom History Museum- Two Hundred Quilts Calling You
- 56** Heard about Artful Insights, Diane Murtha, Marjan Kluepfel's latest offering
- 58** Colleen Pelfrey, new board member, and NCQC board members
- 60** Vicki Walter, The Parliamentarian for NCQC

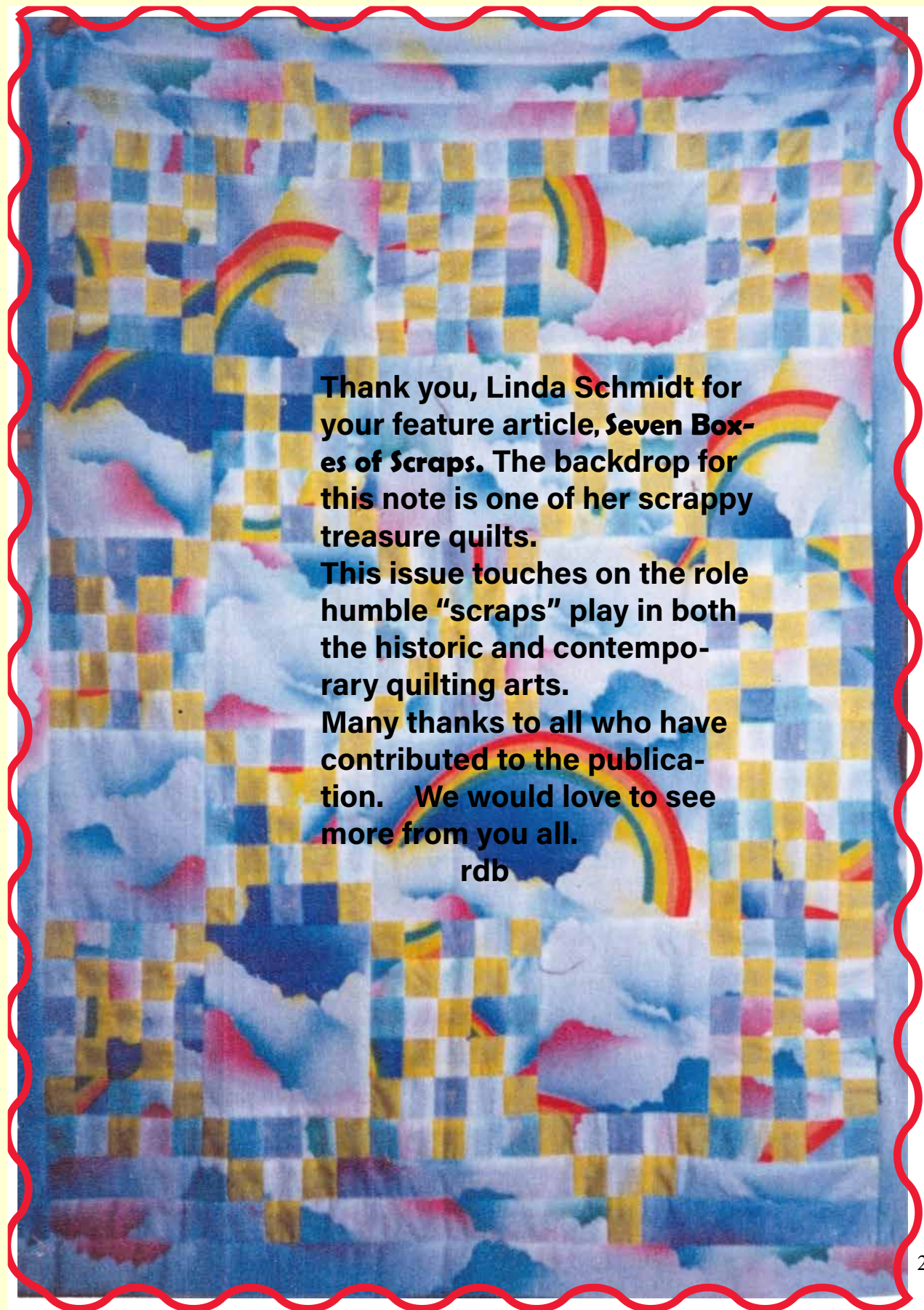
Sincere thanks for sharing the wonderful article about Pavel Tkachuk, owner of Woodland Sew and Vac, to Pavel, Diane the President of the Woodland/Davis chapter of Project Linus, and the Newsletter Editor for Project Linus, Mara Aditajs, for giving us permission to bring this story to you.

Our Cover Quilts

Nevermore, The Raven and AHK the Quilt

Artist, Kathy Donaldson, for *Nevermore* and Julie Silber for the *Baby Quilt*. Both are inspirational to the article, *The Quilter's Code*, and *the Cipher of the Knights Templar*.

Please submit items for potential publication by December 5th to Editor, [Roberta Burke](#).



Thank you, Linda Schmidt for your feature article, **Seven Boxes of Scraps**. The backdrop for this note is one of her scrappy treasure quilts.

This issue touches on the role humble "scraps" play in both the historic and contemporary quilting arts.

Many thanks to all who have contributed to the publication. We would love to see more from you all.

rdb



Welcome Fall and The Holicays

NCQC Director, Jeanne Brophy

Welcome Fall and the Holidays,

It's that time of year that we look forward to the upcoming holidays and look back on our accomplishments. I'm looking forward to healing after my recent back surgery and look back how this miracle has changed my life, for the better. I've had to learn to be patient with myself and my body, now that was and is a very hard lesson. I'm able to load my longarm and do a few Community Quilts for my guild, Amador Valley Quilters, but for now I can only do simple quilting and that's okay to do a little good for my community. I'm taking what I am learning and applying it to my quilting and giving myself permission to take time and enjoy what I love to do. Don't get me wrong, I am far from perfect but I'm trying.

Do you have a goal to accomplish before the end of the year? If you do, have you started making plans of how you are going to make it happen? Start by making the goals attainable and soon you will find that you have met your goals and can sit back and feel proud of yourself. One of my first goals was to quilt on my longarm and I did it by setting limits to how long I would stand at my longarm and quilt a few swirls or circles into the quilt that a member has sewn together with love. As time goes on, I am able to spend a little more time and get a few more quilts completed and all without bending. Set those attainable goals and then stretch just a little and I bet you will soon meet those goals too.

I'm looking forward to the Fall because hopefully the weather will cool a bit (better walking weather) and I seem to have more energy than when it's in the 90's. Soon we will start decorating the house for the holidays and that always brings a smile to my face. I love seeing

the holiday quilts that come out once a year to remind me of past holidays with friends and family.

We have a new NCQC Board member, her name is Sue Fox. I know many of you know Sue. Sue is bringing energy and ideas to make NCQC even better. Don't miss her article in this newsletter. There will be an article on our January Jump Start that I know you won't want to miss out on.

We welcome you to join our board. If you want more information on what we do, make sure you check out the article in this newsletter. You can also contact me and I would love to share what I know with you.

There are some great quilt shows coming up, so check on our website and if you have an event coming up send us the info and we will post it on our website.

Happy Holidays and keep on quilting, Jeanne

Happy Quilting,

Jeanne

jeannebrophy@gmail.com



"A quilt is a thing of beauty and joy forever"

Mark your calendars for upcoming NCQC events:

See your quilts in the New Quilts of Northern CA at PIQF

January Jumpstart Demo Time For a New Crop of NCQC Teachers

Submitted by:

Sue Fox (NCQC board 'member at large')

While the 3-minute presentations of our April & July "MEET THE TEACHERS" programs give a Flavor of our NCQC Teachers... Our January 10th 2024 "Jumpstart" Meeting gives you an actual TASTE of their classroom methods.

These 10-minute "Class Tastings" are fast & fun and we'll have time for about 7 or 8 rounds. Plus, this a great way to experience the personalities & teaching styles each teacher will bring to your store or guild!

Bring a friend along to enjoy the program & drive home together in conversation about who you'll want to book first! You'll have your workshops & programs for the upcoming year well in hand by the time you get home.

Meeting begins at 10, ends at Noon. See you there. In person meetings are held at the Pleasant Hill Community Center.


Sue Fox has made her living stitching textiles for close to 50 years... primarily stitching quilts during the last 25. She's been teaching "all things sewing" since 1989 and long-arm quilting since 1999.

All of Fox's quilts are made using Rescued Materials (aka: Materials that are "Salvaged to Stitch" ... primarily using Silk, Linen, & Wool.) Her sewing workroom is in Oakland CA.

See Fox's projects on Instagram https://www.instagram.com/fox.quilts_salvaged.stitched/?hl=en or on Facebook ([Sue Fox Quilts](#))



6



Stitching Bits in Hand for a Healing Mandala

"As a mixed media textile artist who uses many diverse techniques in my work, it can be challenging to decide which methods to include in a piece of art.

Because I love adding in lots of embellishment with painting and stitching, it can be easy to overwork a piece. I try to settle on two or three ideas that will best represent my idea or support the theme for the finished product.

One of the most valuable lessons I have learned is when to stop; deciding when a piece is finished is a great skill to develop. If the piece is hand embroidered, my tendency is to keep stitching on it only because I enjoy the process so much. I stitch for two to three hours every evening, and if I don't have something else to pick up and start, I'll stitch a piece until it can't possibly hold one more stitch.

One way I've learned to overcome this tendency is to work in a series and have another piece cut out and ready to go. More is not always better, as it can overwhelm the maker as well as the viewer of an art piece. I am still learning this lesson, so far it has been a big help."



Boro Mending

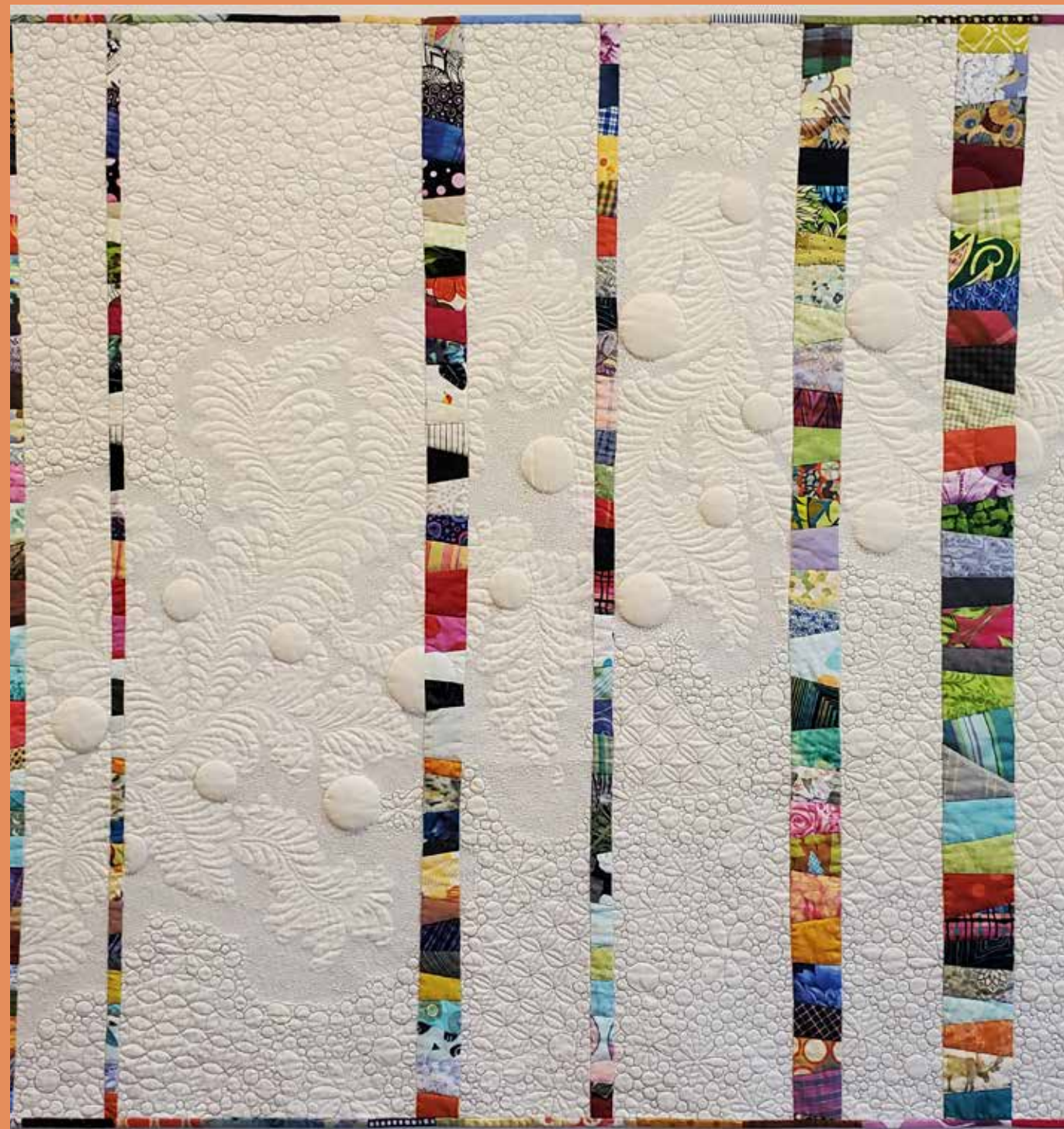
April Sproule, Artist & Educator

<https://sproulestudios.com>



Jenny Lyon, Artist and Teacher

Beyond All That
Scraps line up to get
into my quilts too!



Beyond All That is all about the contrast of the “flourish” with the concept of ending strong after a battle. This quilt was in the making for 2 years. Shortly after I started it, the lockdowns came. It languished, then I’d pick it up and work on it, languish, work, languish, work... It started out as a “pretty” quilt; yet in my heart, there was an underlying message: persevere, break through, look for what is beyond all that hinders me now. Perspective is the hardest thing. Most pain comes to an end. There IS something beyond the pain. Look for it!

I showed this quilt to a friend as it was in the making. At that point, it was a “pretty” quilt in my mind, with a subtle underlying message. She saw Covid in it. I was dumbfounded. Covid? In my pretty quilt? That’s when my message became clear. This is about getting beyond Covid, beyond that which hinders, moving forward, seeking that which is beyond the pain and difficulty, persevering and looking “beyond all that”!



Baby Quilts Revisited...

by
Linda S. Schmidt

*"...quilters...
fill empty hands with comfort
and
fill empty spaces with beauty."*




The first time I held my first child was the first time I heard The Pachelbel Canon in D Major on the radio, in the hospital room after my Caesarean. As everyone who has ever held their first child knows, he was a miracle, a gift from God; and when I held that child,

and heard that marvelous music, I saw the light of dawn over the sea and swooping birds and glory of the miracle in my head, so I had to make this quilt. My first baby quilt. It's not a typical baby quilt, I know, but I didn't have to make a regular baby quilt, because

my mom did that; Grandmothers like to do that stuff.

Making baby quilts for close relatives and friends is almost required, I think, if you know how to quilt. Comparatively speaking, quilters make

up about 15% of the population, so a mother's chance of having a near relative capable of and willing to make a baby quilt for her child are not that great; so, if you can, do it. I think one of our greatest responsibilities as quilters, I think, is to fill empty hands



with comfort and fill empty spaces with beauty; a baby quilt fulfills that responsibility; teenager quilts, not so much. (A teenager would probably rather have \$50 than a quilt. Just ask them.)

Be careful, though, when a quilter thinks about babies, they sometimes go into cuteness overdrive. Something happens in the brain that shuts off the cerebral cortex, and all you can think about is soft, cuddly, cute things, like this baby quilt I made for my sister's child, *The Teddy Bears' Picnic*.

I designed it based on the old song that starts, "If you go out in the woods today, you're in for a big surprise. If you go out in the woods today, you won't believe your eyes, 'cause today is the day the teddy bears have their picnic...."


Yes, I know. It's so sweet it makes your teeth hurt, AND it was a lot of work.

After making a few baby quilts and seeing how much wear and tear they go through, you might eventually realize that an actual baby is going to spit up on, drag around and generally destroy their quilt, so maybe you don't want to put that much effort into it. My other sister was having a baby boy, and the theme for that baby's room was rainbows, so this is what I came up with, *"Some Rain Must Fall to Make a Rainbow."*

This one did get dragged around a lot, and I never even tried to see it again, because I'm pretty sure it got worn to shreds.

NCQC BOARD SECRETARY
LINDA SCHMIDT
SHARES QUOTES THAT
INSPIRE HER

The journey between what you once were and who you are now becoming is where the dance of life really takes place.



"Art is a monster - you don't know where it comes from or indeed where it is exactly, but as an artist you have the responsibility of entering the labyrinth and bringing back its head."

Sandra Chia



I've made several other baby quilts, but one of my favorites is the one I made for my first grandchild, Tico. I had a great time, using Alexander Henry fabric to make this wonky log cabin piece, with quotations from *All I Really Need to Know I Learned in Kindergarten* in the conversation bubbles in each block.

Each of the little creatures are saying things like, "Take a nap every day at three o'clock," and "hold hands when you cross the street," and "You are made of stardust." It was fun to make, simple, and very long lasting, since his parents¹⁴ left the quilt at my house for when he came over, so it's still in very good shape in my living room.



My most recent baby quilt is this one, made for my unborn third grandchild, who is supposed to be a boy. His parents are surfers and own land on the beach in Nicaragua, so their baby shower theme revolved around surfing. So, naturally, I made a tropical beach quilt, complete with beach shacks, pirates with knives in their mouths diving down for doubloons, lots of smiling fish, mermaids, a sunken boat, a pink octopus, and sea turtles. Here is my daughter, Alana, holding the quilt at her baby shower; and I even went the ultimate mile to put Cuddles fabric (like Minky) on the back. What we do for love, aargh!!!!

I even made a matching bag to carry the quilt and the baby stuff around in. No, there was no great virtue in that since I had blocks leftover; but don't tell my daughter, because making it racked up a whole lot of Best Grandma EVER points!

Linda Schmidt

MEET NCQC BOARD SECRETARY

LINDA SCHMIDT



Contact Linda at
Linda S. Schmidt
2003 Teacher of the Year
NCQC BOARD SECRETARY

Fiber Artist
www.ShortAttention-SpanQuilting.com

shortattn@comcast.net

Nine Characters + One Butterfly = Chaos Theory



In *If a Butterfly*, by Michael Sirois, Stella Lambert is one of several characters on personal journeys. Stella, a recently widowed quilter, moved halfway across the country to get a new start. Beginning again was difficult, but Stella was determined to succeed.

This quirky, endearing, slightly sexy, two-book series is a bit like Six Degrees of Separation from Kevin Bacon (if Kevin just happened to be a butterfly). When a Monarch butterfly, during its epic migration from Canada to Mexico, intersects the paths of a few people, their lives and the lives of others are forever altered.

What do a quilter, a married couple on vacation, a woman who hears voices no one else hears, a grad student, a scientist, a radio deejay, a teacher, and an astronaut all have in common? Our butterfly, of course. They all just want what most people want, to “earn a decent living, be respected, have a good time, and get along with everyone.” Is that too much to ask? Maybe. Maybe not. Find out in this engaging modern day saga.



The books are available in both print and Kindle versions, and you can also get a free 51-page companion book to the series when you sign up to receive Michael’s newsletter. The companion book will give you some good information about the characters and the story (plus some yummy recipes), and his newsletter will give you a glimpse into the life of a working writer twice a month. You can unsubscribe from it at any time.

16

You can see all the details at <https://www.ifabutterfly.com/quilt-guild-page/>

17

Pavel with-Blankets for Kids in Ukraine

Це дітки з кризового будинку куди поселили біженців. Вони лише з мамами. Батьки на фронті.

*Translation:
These are refugees kids in special kids home where they temporarily live with mamas only, because their fathers are at the war line as a soldiers. (They are located in city called Venitza, south west of Ukraine)*

Алочка привіт. Ще раз вам дякуємо за посиочки. Хай Бог воздасть сторицею і вам і тим хто виготовляв ці чудові речі.

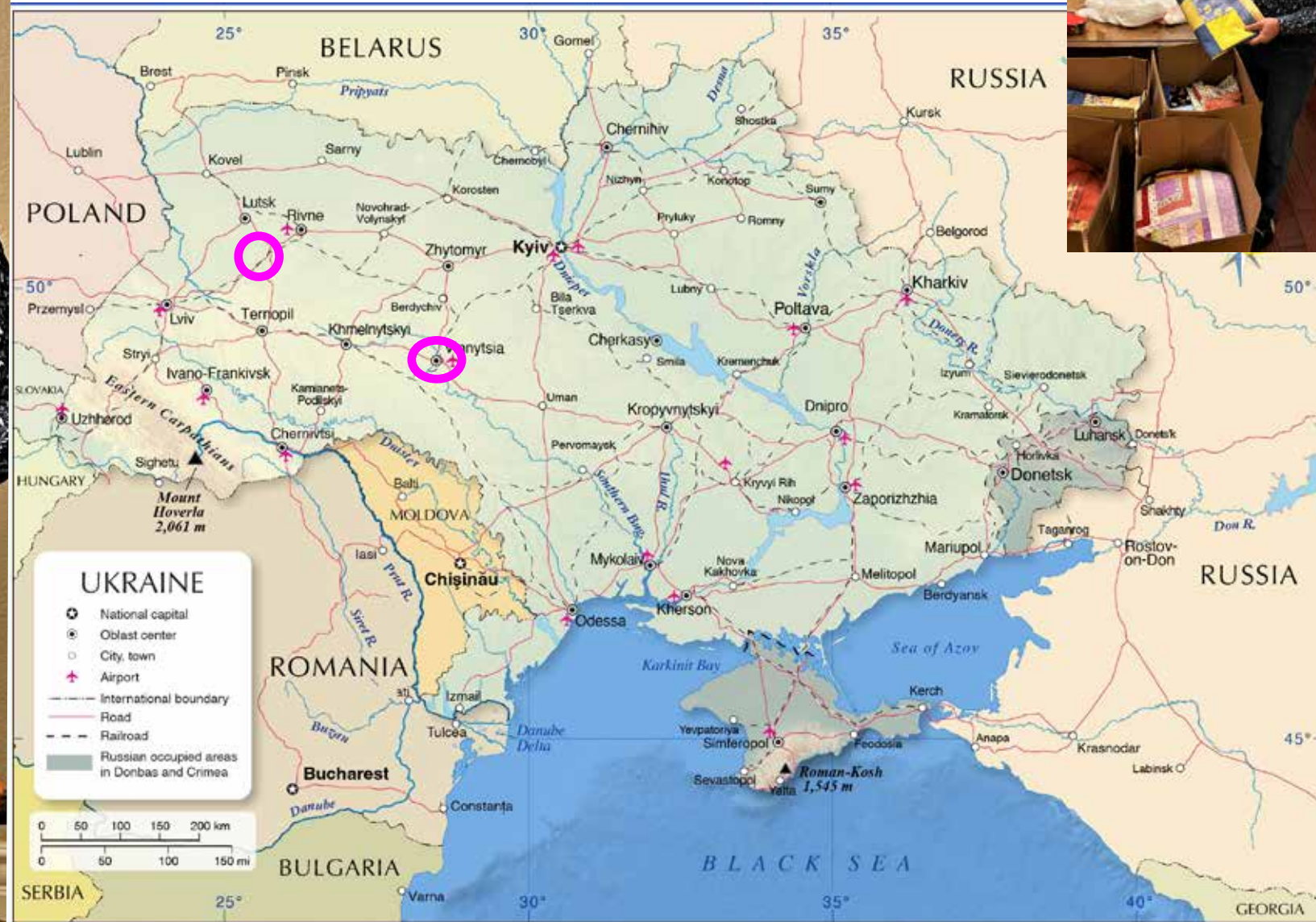
*Translation:
Hello Alla. Once again thank you for sent donations. May God bless in 100 times you and those people who made these beautiful things (quilts).*


Thank you so so very much everyone who made and donated these beautiful blankets for Ukrainian kids! May God Bless you and your families abundantly! It is a joy to see these kids have at least some fun and warm feelings from quilts and people who made them!

*Sincerely with love
Pavel Tkachuk*



Pavel is packing the quilts made by Linus members. He and his wife Alta are owner-operators of the Woodland Sewing and Vacuum Center for over 15 years.



 Linus Quilts delivered to Zolochiv and Vinnytsia, Ukraine

Did the quilts make it to the children as hoped? Smile and flip the page.





Ukraine photos with the Project Linus Quilts in the best of hands. Quilt artist Kathy Donaldson, member of the Flying Needles (an NCQC Guild in Woodland,) says "few things as satisfying as seeing your quilt comfort a child."



The “simple” nine-patch block is a keystone to this mystery. Witness the quilt’s deliberate engineering. Both the material used and the cutting result in a quilt whose corners remain square, 170 years after completion.

The nine-patch field fabric is woven white dimity.

- o The weave pattern varies from piece to piece within the nine-patch
- o Within each block, the weave pattern is repeated in the side-center pieces of each nine patch, and warp grain (the tightest weave direction) always runs parallel to the strong warp grain of the sashing.
- o The corners of the nine-patch within each block are of the same dimity.

The sashing appears to be red linen, thicker and stronger than cotton.

- o The vertical and horizontal sashing strips were cut with the warp of the fabric.
- o The applique was laid over the field fabric, and needle turned without cutting the background fabric.
- o The linear pieces are cut from straight strips. Line-angle combinations are made with tucks at the angle points.
- o Curved pieces are cut to maximizing the bias flexibility.

The undulating curved border drapes well because the dimity is cut on the bias The curves meet at the corners of the quilt but don’t overlap. This allows the curved edge to fall gently over the edge of a pedestal.

The next time a quilt judge says corners should be 90 degrees, think of AHK.



The Quilter’s Code;
Cipher of the Knights Templar
by Roberta Burke

Featuring NCQC member and Quilt Dealer,
Julie Silber

We are in Berkely, California, at the shop of quilt curator, Julie Silber. She dangles a quilt, upside down, by its toes.

Readying this story for adoption, I named the quilt, AHK, after the bold applique on the quilt. Sadly, AHK is without provenance, so we haven’t a record of its use in its prime.

To get closer to its origin story, we search an eon of quilt references, hoping to find a quilt with a familiar resemblance.

Draped over the other mid-19th century quilts on display, its differences are camouflaged.

Julie Silber a renowned quilt expert has curated many collections. “Keepin’ ‘em in stitches, America’s funniest quilts”

is one of Julie’s lectures, and hijinks are part of her package.

I asked her for a peek an 1800’s baby quilt, and AHK was her pick.

The little quilt stood still posing for an intense blast of iPhone snapshots. As this happens, I begin to wonder about the whole “baby quilt” ID for AHK. The scale wanders a bit from “crib-size.”

They say you can coax a quilt to talk about their past, but a baby quilt might just babble.

The rhythmic applique, however alluring, wouldn’t play well with children. The shapes seem like a script that I should recognize but don’t.

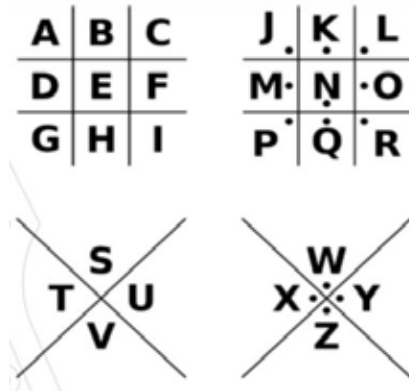

We accept inconsistencies with baby quilts. The unique nature of



AHK doesn't make it any less intriguing.

Will these differences reveal how this quilt has survived over a century and bring life to the maker?

Let's look for a few historical references within the window of time leading up to the civil war. The war populated a field of quilts that have their own look, and those quilts are dedicated to a different purpose. So, 1840 to 1860 is



the target circa range for AHK. Frightful, divisive issues faced the nation. Coding secured the privacy of a message.

In 1841 Edger Allan Poe published, *A Few Words on Secret Writing*, and asked his readers to submit their own ciphers, which he thought he could solve. In 1845, *The Gold-Bug* was published featuring a decoding challenge. His stories invigorated ciphers to "game" status, inspiring generations of decoders. Now, of course, hackers still lust for access to our coded secrets, and we load up on passwords.

A tick tack toe layout, used for the Masonic or Freemason Cipher, is a

well-known encryption method of the time. The cipher exchanges letters for symbols which are fragments of a grid. The geometric cipher layout resembles the humble 9-patch quilt block, and when on point, the hour-glass quilt block.

A mystery is taking shape.

A search of [The Quilt Index](#) produces a suspect within its cache of masonic quilt photographs. Only one, the Freeland quilt has this repetition of the curvilinear edging, hardly noticeable as its subtlety frames the brighter swag inner border. Gifted to the Indiana State Museum, the web-site image illustrates the colors are common to the mid 1850's in floral appliqued quilts. However, this quilt's motifs celebrate masonic themes. The stitched areas use broderie purse, piping, buttonhole, needle turn and chain stitches, commonly attributed to dressmakers. But the bold inked inscription on the front of the quilt says the quilt was designed by Dr. J.T. Freeland of Freelandville, Ind., a Captain in the Civil War for his Indiana regiment, and a 33rd degree mason.

I was struck by the revelation that Dr. Freeland was a charter member of the Vincennes Commandery of Knights Templar, a venerable achievement, in a swashbuckling fraternity romantically tied to the crusades. Action films and games have reaffirmed the star status of the Knights Templar. The most well known is Dan Brown's, *The DaVinci Code*.



The Knights Templar emblematic colors spin from a prominent symbol of a red cross on a white field, the key colors of AHK, the quilt.

Julie Silber's advice to her clients:
"Look first at a quilt's condition." AHK is very sturdily made. Look again at the nine-patch blocks of AHK, thinking as we go about how the maker's skills added durability. Be ready to set aside cliché because this little quilt is fascinating.



Dr. Freeland had a “gentleman’s college education,” including an awareness of classical architecture and Palladianism, art by reason. The Greek revival style was popular in Indiana from 1840-1860. Columns, simple forms, substantial plain moldings, evenly spaced multi pain windows, and symmetry are markers of the style. The dimensions of the exterior determine the geometry of the interior.

The simplicity of the style was philosophically sympathetic to the Masonic democratic principles of ancient Greece. For the design of AHK one can reason that first the columns (sashing layout lines) are chosen and then the blocks in the central design are calibrated to fit.

Dr. Freeland designed the quilt, and fortunately his wife had the skills of an amanuensis, someone who could communicate with the designer, knew how to manage the process, and had the skills to take the quilt in hand and get it completed.

We only know Sarah Culbertson Freeland from her work on these quilts. Sarah was born in 1816 and passed the year the Freeland quilt was finished, 1849. The symbolic butterflies underscore her prowess as a classically trained needlewoman; the butterflies are embellished with a buttonhole stitch used as shading, a blackwork technique on garments seen in 16th century portraits of European nobility.


Dr. Freeland designed the center motif of The Freeland Quilt to be twice the size of the other motif blocks, all of which are centered and on-point. All the motifs are evenly spaced within the bright swags on the inner border. The swag colors move from light to dark, visually lifting the center of the quilt off its neutral background used for the outer border.

Here we discover the tell-tale bound curvilinear border, made in the same way as the AHK quilt.

It is highly unusual to find this curvilinear outline, a differentiation from the fashionable scalloped or swag

A COMPARATIVE TABLE OF ANCIENT ALPHABETS.

HEBREW.	NAME AND POWER OF THE HEBREW LETTERS.	RAB. BINNIC HEBREW	ARABIC.	SAMA-RITAN.	SYRIAC.	PHOENICIAN.	ANCIENT HEBREW.	ANCIENT GREEK.
א	Aleph a 1	א	ا	א	א	𐤀	א	Α
ב	Beth b 2	ב	ب	ב	ב	𐤁	ב	Β
ג	Gimel g 3	ג	ج	ג	ג	𐤂	ג	Γ
ד	Daleth d 4	ד	ד	ד	ד	𐤃	ד	Δ
ה	He h 5	ה	ه	ה	ה	𐤄	ה	Ε
ו	Vav v 6	ו	و	ו	ו	𐤅	ו	Ϝ
ז	Zain z 7	ז	ز	ז	ז	𐤆	ז	Ζ
ח	Cheth ch 8	ח	ح	ח	ח	𐤇	ח	Η
ט	Teth t 9	ט	ط	ט	ט	𐤈	ט	Θ
י	Yod y 10	י	ي	י	י	𐤉	י	Ϛ
כ	Caph k 20	כ	ك	כ	כ	𐤊	כ	Χ
ל	Lamed l 30	ל	ل	ל	ל	𐤋	ל	Λ
מ	Mem m 40	מ	م	מ	מ	𐤌	מ	Μ
נ	Nun n 50	נ	ن	נ	נ	𐤍	נ	Ν
ס	Samech s 60	ס	س	ס	ס	𐤎	ס	Ξ
ע	Ain e 70	ע	ع	ע	ע	𐤏	ע	Ο
פ	Pe p 80	פ	ف	פ	פ	𐤐	פ	Ρ
צ	Tzade tz 90	צ	ص	צ	צ	𐤑	צ	Ζ
ק	Koph k 100	ק	ق	ק	ק	𐤒	ק	Φ
ר	Resh r 200	ר	ر	ר	ר	𐤓	ר	Ρ
ש	Shin sh 300	ש	ش	ש	ש	𐤔	ש	Μ
ת	Tau t 400	ת	ت	ת	ת	𐤕	ת	Τ



Many Kuba Quilts from the Congo celebrate ancient symbolism.



Julie Silber





borders. Examining again that edging, the design, the maker's talents, the age, the period links and the masonic references, it is time for us to ask The Freeland Quilt, if it is willing to reunite with a sister quilt, AHK.

"If Sarah is the needlewoman and he, the designer, what really is "baby quilt" AHK? Is her tale scary? Knights of Templar too, eh?"

These little proofs are not the binding chains of DNA, but they are not nothing either.

The layout of a masonic temple is stipulated to include a pedestal or altar which would have a covering. That covering approximates the dimensions of AHK. The curvilinear border would drape gently over the edge of the pedestal.

Atop the covered altar lay books of worship respectively chosen for the attending membership. The books might include the Quran (Islam), the Bible, the Jewish Torah (Hebrew and Aramaic), the Lotus Sutra (Buddhist) and/or the Bhagavad Gita (Hindu.)

Looking at *A Comparative Table of Ancient Alphabets*, one can see aspects of these symbols tucked into the blocks of AHK. You can also see the potential abstract motifs the Kuba quilts perhaps brought forward from Egyptian antiquity. The iconography and symbolism can be too simplistically treated as aspects of the Templar organizations, inviting misinterpretation.

The quilt maker was discrete and intentionally obscure.

Maybe these broken symbols express a bond between reality and perception, a portrayal of communication links through a textile. Isn't that real? Something we believe in?

Positioned to one side of the cloth, the applied AHK, would be clearly visible, even with a holy book upon the altar.



I foraged for genealogical references for A.H.K., and then sought out special interest areas which might have used A.H.K. as an anachronism like those common to our time. No promising linkage came from this clear lettering cornerstone of the quilt.

But then, the simple, unembellished search for AHK finds it to be a "word." Ahk is an Arabic and Hebrew term for "brother," and members of the masonic Fraternity, including the Knights Templar, refer to one another as "Brother."

And so, dear Mr. Poe,
apply your cadence to this refrain,
and share our searchers' boast,
a gallant Knight's toast,
to another cipher slain."

rdB





Guild of Quilters of
Contra Costa County

2023 Quilt Show Winners

2023 OPPORTUNITY QUILT WINNER

Applique

1st—Blessings of
Summer by Cindy
Greco

2nd—Gathering
Garden by Jackie
Seidell



Art Quilt

1st—Bubbles by
Tammy Zanella

2nd—Al's Field of
Grain by Irma
Lubbe



Hand Quilted

1st—Tangled
French Cuddles
by Jill Orr

2nd—Jill's Jane
by Jill Orr



Machine Quilted Sit Down

1st—Giza Challenge by
Marguerite Chatigny

2nd—Harvest of Hope
by Cindy Greco



Original Design



Patsy Ronat and Valerie Sauban traveled with this year's opportunity quilt one last time to present the work to the raffle winner, Jeanne Myers.

The winning ticket was purchased at one of the early ticket sales events at The Ruth Bancroft Gardens & Nursery in Walnut Creek, where Jeanne and friends were celebrating a birthday. Her plans are to prominently display the quilt in her home on a wall with a cedar backdrop.


Patsy and Valerie tirelessly sold tickets at many sister guild meetings and venues in the months leading up to this year's quilt show. Ticket sales were brisk during the show. Over 12,500 tickets filled the raffle drum to near-capacity on the day of the drawing.

Congratulations, Jeanne!

1st—Year of COVID 2021
Plus by Donna Weed


2nd—Whittle by
Tara Munier

Pieced



2nd—Memories of
Grandma by Kathy
Schmitz

1st—Hayashi Canyon by Jackie Seidell



2nd—Springtime Happiness by
Taryn Doidge



Workshop or Class Quilt



Guild of Quilters of
Contra Costa County

2023 Viewers Choice Winners

Best of Show

Guild Challenge

1st—Summer Dragonflies by
Mary Pimentel Wheeler



1st—The Much Maligned
Gum Tree by Phyllis
Nishimori

2nd—Slava Ukraini
by Fran McNamee



2nd—Cattails, Cat Tales or Cat Tails by
Joan Barker



1st—Jill's Jane By Jill Orr



2nd—Year of COVID 2021 Plus By
Donna Weed



Pass the Envelope

<https://www.gqccc.org/past-quilt-shows>



Ridge Quilters' Guild <https://ridgequiltersguild.org/2023-opportunity-quilt.html>

The Ridge Quilters' Guild has hosted a Christmas Home Tour every other year since 2005. This year the tour will be on December 2nd and 3rd and will offer five homes decorated for the holidays and featuring quilts made by our members. We will also have a Boutique offering holiday décor as well as quilts. Tickets may be purchased at Honey Run Quilters in Chico, The Quilt Basket in Corning and Treasures of Paradise

OROVILLE PIECEMAKERS QUILT GUILD PRESENTS: BEAUTY ON THE RIVER 2023 QUILT SHOW

SATURDAY, NOVEMBER 4, 2023 - 10:00 A.M. TO 5:00 P.M.
SUNDAY, NOVEMBER 5, 2023 - 10:00 A.M. TO 4:00 P.M.

ADMISSION \$7.00

Featured Quilter/Artist: Shirley Scofield

New Location:

AT MOORETOWN RANCHERIA GYM,
2 ALVERDA DR., OROVILLE
(near Feather Falls Casino)

THE QUILT SHOW WILL FEATURE VENDORS, QUILT SALES, RAFFLE BASKETS, A QUILTERS' BOUTIQUE,
OPPORTUNITY QUILT DRAWING ON 11/5, AND OF COURSE, LOTS OF QUILTS.



Quilt Show: Friday & Saturday November 10-11, 2023

Mahany Fitness Center
1545 Pleasant Grove Blvd.
Roseville



Drawing Dec 2nd , 2023 Symphony of Flowers

[Vallejo Piecemakers](#)





February 4, 2024 Wine and Roses Quilt Show

[Folsom Quilt and Fiber Guild](#)

NCQC WANTS YOU TO JOIN OUR BOARD!

- We're a fun bunch! No cliques here!
- ZOOM meetings are short and focused!
- Give back to the quilting community!
- Quarterly one-hour meetings!
- We value YOUR skills!
- You can influence the quilting community!

The Board of NCQC would love to have you join us. We're a fun group with a wide variety of talents. Among the talents of your Board:

- We Zumba and practice Yoga
- Ride unicycles
- Idea generation/Creativity Midwife
- Fluent in French and Italian
- Play flute, guitar and piano
- Able to write a song about anything at all
- Write bad poetry
- Can figure out anything
- Hitchhike from Texas to California and back...alone
- Ability to detect slight changes in fonts
- And one of our Board members is always right while Hubby is wrong!

What talent could you bring to the Board? You can write any Board member to find out more or just [click here](#) and submit your application. Come join us!

Submitted by Jenny Lyon, Member at Large



Thank you to quilt artist **Kathy Donaldson** for letting us use her image on our Cover. Kathy is a member of the Flying Needles Quilt Guild in Woodland. The quilt is a collage named *Nevermore*, a perfect link to our article the Quilter's code, that highlights a work from Edger Allan Poe.



**What is Contemporary Quilting on Patchwork?
How modern can quilting get....
Next issue will feature a visit with [Cindy Needham](#) at her Meyers St. Studio in Chico, CA. Don't miss it.
Better yet, click on one of her events and see for yourself.**

New Quilts of Northern California 2023 at the Pacific International Quilt Show.

So.....PIQF almost didn't happen this year. Due to a change in management of the Santa Clara Convention Center, the Mancuso company was not able to secure their normal time slot at the Convention Center, AND the price of the rental fee had gone UP. WAY up. So, PIQF management contacted NCQC and let us know that New Quilts would not be happening in 2023.

As fate would have it, the company that had secured PIQF's space at the Convention Center withdrew their commitment, and PIQF was able to secure the Convention Center for this year, and also July for next year; however, this put everything on a time crunch, since it was already past the time NCQC would have begun the whole process. NCQC sent out a blast to the Guilds requesting submissions, posted the news on social media, posted forms on the PIQF and NCQC websites, and got the news out at the Meet the Teachers meetings and other venues. Lo and behold: If you post it, they will come.

New Quilts is a special exhibit for several reasons. PIQF will not allow quilts made by more than one maker; we do. PIQF charges \$40 per quilt; we charge \$10. PIQF requires that quilts be a certain minimum size; we don't. PIQF hangs quilts where they want to hang them; we can arrange to have groups of quilts displayed together. We could have juried the quilts





down to our stated 70 entries, but this year chose to hang a true representative sample of new quilts from our area (98 quilts) so as to encourage new quilters. (This may not always be true, because we have a limited amount of display spaces!)

So, many thanks to the quilt shops who received the quilts: New Pieces, Golden State Quilting, and In Between Stitches. Thanks to the social media posters and the e-mail blasters, the guilds for promoting entries, PIQF for having us again this year, NCQC for the ribbons and prizes for the top three quilts judged as having the most Visual Impact, and Element3 for creating a new set of three prizes for their top 3 quilts judged by them as the best quilts made Entirely by The Maker.

I once saw a poster of a prima ballerina teaching a little girl how to dance. The caption of the poster was Kahlil Gibran saying: "A candle loses nothing by sharing its flame." I think that is what quilt shows are all about, so this message goes to all of you who entered a quilt in this show:

THANK YOU FOR SHARING YOUR FLAME!

Linda S. Schmidt
 NCQC Secretary
 New Quilts Exhibition Chair

	
<p>Quilters' Tarot Cards – Audrey Vallen – 36w x 58t</p>	<p>Hayden's Keep – Sara Guyol - 68" x 68"</p>
	
<p>Miss Bossy Pants – Beverly Thompson 34"w x 37"t</p>	<p>Wedge Gradient – Benjamin Trofatter - 110"w x 68"t</p>

Element3 Health Makes Quilting A Priority in 2023

By Colleen Voet

Element3 Health is stitching together a plan that makes quilting a healthcare priority. Quilting, with its welcoming and well-established guild culture, is a perfect fit for the social fitness company, which helps guild members get their dues covered by Medicare Advantage and Supplement plans. Look out for more guilds joining Element3 Health's national network. Element3 also is the sponsor of the "Entirely by Maker" awards at NCQC's display of New Quilts of Northern California at PIQF this year.

"We look forward to finding more great sponsorship opportunities in the quilting community," said Element3 Health Founder and Chief Community Officer Spencer Morgan.

The company, which recently welcomed a fourth NCQC guild into its Club Reimbursement Program, is now offering to pay NCQC dues for any participating guilds.

In the 18 months since Roseville Quilters Guild, Pioneer Quilters Guild and Foothill Quilters Guild signed up with Element3 Health, the guilds have received \$2081.00 in passive fundraising dollars.

Element3 Health recently welcomed the Guild of Quilters of Contra Costa County (GQCCC) to its nationwide network of activity clubs. "Our board members generally

felt this was a no-brainer," said Linda Luks, president of GQCCC, which is rolling out the program in August. "Our members will appreciate this. Depending on how much revenue we bring in, we plan to use the money for bringing in more speakers and offering interesting classes and workshops."

Supporting Quilters and Quilt Guilds

Element3 Health works with Medicare Advantage and Medicare Supplement plans to reimburse people for guild dues and to encourage member participation. Health plans offer these reimbursements to combat social isolation, loneliness and cognitive decline nationwide.

In his powerful advisory on the healing effects of social connection and community, U.S. Surgeon General Dr. Vivek Murthy underscored the ways in which participating in clubs like quilting guilds can help improve people's health and quality of life.

He cited statistics that liken social isolation to smoking 15 cigarettes a day, and wrote, "Loneliness and isolation represent profound threats to our health and well-being. But we have the power to respond. By taking small steps every day to strengthen our relationships, and by supporting community efforts to rebuild social connection, we can rise to meet this moment together. We can build lives and communities that are healthier and happier."

Stitching a Community Together

Any activity related to quilting can be reimbursed. In the past year, guilds have been reimbursed for group and home quilting, creating a quilt for auction and attending informal meetings.

Morgan said quilting is an ideal partner for the company's social fitness program.

"Quilting fits our mission of encouraging healthy living through activities that build meaningful social connections and shared experiences," said the Element3 founder. "I will always have a special appreciation for the quilting community, as guilds were among the first to embrace our idea. We are excited to welcome Contra Costa Quilters Guild to our network and hope to encourage more guilds to join."

To learn more about the partnership between NCQC and Element3 Health, visit: element3health.com/quilting

Many thanks to our Webmaster, Colleen Voet. She helps us in so many ways.

In addition to her commitment to all of the roles she takes on for her quilting guilds, she also graciously helps in the copy editing and proofreading for this NCQC periodical.



How To Get Started By Colleen Voet

When I first signed up for the program, I was not sure how much time it would take or what it would entail. I have been pleasantly surprised about how easy it is to manage the benefit for all three guilds. All told, managing the record-keeping for the 3 guilds takes maybe an hour a month.

To sign up your guild:

1. Designate a coordinator for your guild.
2. Enroll your guild with Element3 Health e3hfun.com/club Have the coordinator let members know this benefit is available and help them to sign up. You can use the co-branded flyers and custom email templates that Element3 Health provides or create materials that fit your own guild.

Members then have a custom link to sign up and determine if they have a Medicare supplement or advantage plan that participates in the Element3 program. Each month, eligible participants are asked to report how many times a month they participated in a quilting activity. Their guild is given \$1 for each activity, up to a maximum of 10/month. Once a year, after enough is accrued, the guild is responsible for reimbursing their dues; the rest is a donation to the guild to help provide meaningful activities for its members.

There are companies that offer free gym memberships through Medicare supplement

plans. The difference is that, through Element3 Health, health insurance companies pay their members' quilt guild dues. They then reimburse clubs every time one of their members engages in a quilting-related activity. These can include going to guild or board or guild committee meetings; meeting with a mini-group; going to a class or quilt show; sewing at home on your own or with friends; organizing your quilting room; working on the newsletter or ... let's face it, quilting and guilds are just darned good for your health! And, thanks to Element3 Health, it's great that some health plans are now starting to recognize what we've known all along.



NCQC January Meeting- set your calendar for 2024 Demo Divas (last year)

**Roberta Burke (not shown)
Colleen Pelfrey (left)
Linda (middle)
Jenny Lyon (bottom left)**



Any member of a member guild, is welcomed at the Northern California Quilt Council Meetings. So come and see.



The 1800's quilt study group meets at the Fabric Garden Quilt Shop on the second Friday of the month. All come who are interested in quilts reflecting the 1800's like these two made by member Cathy Duley or any vintage design.



CHQP is ALIVE and Moving Forward!

The California Heritage Quilt Project, a fully functioning non-profit, has started to document California's quilts of any age and style. Information will be entered into the Quilt Index (www.quiltindex.org), an international repository, where the public has access for personal or scholarly research. We currently have board members statewide, but we still need people with a variety of skill sets to further CHQP's efforts. For more information, contact us via the website (www.chqp.org) or admin@chqp.org. Spread the word!

California Heritage Quilt Project Mission

- To seek out and record the history of California quilts and their makers/owners
- To foster conservation/preservation of the California quilt heritage
- To increase public awareness & appreciation of quilts
- To encourage the art of quilt making

What has California Heritage Quilt Project (CHQP) done over the last 38 years?

1. CHQP was established in 1984, thousands of quilts were registered, many featured in the book "Ho, For California! Pioneer Women and Their Quilts" written by Jean Ray Laury and the CHQP and was first published in 1989. Records are currently archived at Los Angeles County Museum of Art.
2. In 1989, CHQP started doing Oral Histories of California quiltmakers, over 700 have been transcribed and donated to the University of Nebraska - Lincoln, for safe keeping, with a copy at UC Berkley – Bancroft Library (known for its oral history projects).
3. In 1996, The Commission for the California Sesquicentennial Celebration, asked CHQP to create a tribute quilt to California history. This magnificent quilt can be seen at the California Museum on permanent exhibit. Sixty-seven applique artists across CA, designed the 10 x 10 ft quilt and over 150 select quilters helped quilt it. It toured the state, from 1998-2000, where over 4 million people were able to see it. You can see it online at
4. <https://chqp.org/home> through the kiosk we maintain at the California Museum in Sacramento.
5. In the early 2000's, reaching a new generation was a priority of CHQP, a children's program was developed, and local guilds learned how they could help students "make history". Lesson plans were produced and sold to local guilds who offered to schools for 4th grade students to learn CA history and hand quilt on a quilt supplied by the local guild.

Board of Directors

President: Arlene Stevens – Jurupa Valley, CA
Vice President: Rebecca Blosser – Banning, CA
Secretary: Judy Block- Cathedral City, CA
Treasurer: Leah Zieber, Temecula, CA
Member at Large: Scarlette Rose– Anderson, CA
Member at Large: Arlene Arnold – Colusa, CA
Member at Large: Cheryl Johnson – Tehachapi, CA
Member at Large: Patti Goodman - Encinitas, CA
Member at Large: Michelle Hesse - Riverside, CA

Advisory Board

Advisory Board: Stephanie Kenney – Granite Bay, CA
Advisory Board: Pat Masterson - Ventura, CA
Advisory Board: Zena Thorpe – Chatsworth, CA
Advisory Board: Claire McKarns - Encinitas, CA
Advisory Board: Nancy Bavor – Los Altos, CA
Advisory Board: Julie Silber – Berkley, CA

Thank you to Scarlett Rose, Arlene Arnold, Stephanie Kenney, Nancy Bavor and Julie Silber for being the California Heritage Quilt Project board members from our region.

Scarlett Rose

5844 Deschutes Road
Anderson, CA 96007
(530) 365-1402 home or 530-945-2224 cell
Please leave message – calls screened!
SRoseQlter@gmail.com
www.scarlettrose.com

Lecture(s):

- What is Modern? My Viewpoint
- Modern Celtic: Bias and Beyond
- Celtic Quilts Around the World
- A History of Celtic Quilting
- Scarlett's Celtic Quilt Journey
- Memories of My Grandmother
- Quilts + Genealogy = Family Stories
- Friendship Quilts – My Way
- Round Robin Quilts
- Quirky Quiltmaking
- My Life As A Quilt Artist
- A View From Both Sides – Competition and Judging

Workshop(s):

- Bold Line hand embroidery
- Bias and Beyond – how to make bias tape by several methods
- Celtic & Raw Edge Applique – Elements Series
- Triple Celtic Crosses
- Celtic and Sashiko – embroidery/appliqué
- Follow the Wind – Foundation Piecing
- Patience Puzzle
- Lucky Four Patch
- San Kamon • Celtic Circuits
- My Hearts Desire
- Baskets Celtic Style Appliqué (by hand or machine)
- Celtic Rose Appliqué (by hand or machine)
- Celtic Star Appliqué (by hand or machine)
- Interlaced Crane



Update on CHQP – California Heritage Quilt Project

Update on CHQP – California Heritage Quilt Project

Exciting news! We are starting to enter quilts into the Quilt Index www.quiltindex.org and any California quilter/collector can now directly electronically self-submit their own quilts to the Index now, just mention CHQP at the beginning of the electronic entry form and they will include it in our CA State Project. We are also developing a technical assistance plan/process for assisting California quilt guilds, museums, and others in working with their members/volunteers on entering their quilts in the Index. Look for us at the Long Beach International Quilt Festival July 6-8th at the Long Beach Convention Center.

CHQP is nonprofit 501(c)(3) organization does rely on generous donations from individuals, guilds, and grant programs. If you or your group would like to donate, our mailing address is PO Box 241, Jurupa Valley, CA 91752.

Questions? Contact Arlene Stevens -CHQP President at caheritagequiltproject@gmail.com / or call 951-660-9690

The Quilt Index was instrumental in the research for the Article in this periodical on the Quilter's Code.

A search for Masonic Quilts gave a great clue.

Many thanks to these volunteers.

Remember to document your own prize quilts or other quilt heirlooms in the same manner.

Scarlett Rose, Arlene Arnold, Stephanie Kenney, Nancy Bavor and Julie Silber are the California Heritage Quilt Project board members from our region.



Arlene Stevens, Zena Thorpe, Rebecca Blosser, and Pat Masterson are Board Members attending Road to California

FOLSOM HISTORY MUSEUM



The front and back of this '40s quilt are joined together by a decorative feather stitch.

The curated collection of 200 quilts, is the largest in the Sacramento region.

An archival record is made as the quilt is accessioned.

This quilt is hand-pieced and tied with a combination of pink and blue threads. The ties are about two to three inches apart.

The fabric "spoke" pieces of the dresden plate block differ throughout the quilt.

The centers of the quilt and the edge of the "plate" have a black thread running stitch.



Curator Ann Barrow is looking for volunteers to help with the collection. She is also looking for a regional quilt to feature in an upcoming event.

The Grandmother's Flower garden might have been done in the late Thirties also, based on the prints used. The quilt and the quilting are done by hand; all of the hexagon shaped pieces are quilted approximately 1/4 inch from the edges of each hexagon. The deep red centers are distinctive in this layout.



Diane L Murtha
Quilter, Fiber Artist, Instructor
& Motivational Speaker
www.dianeLmurtha.com
www.instagram.com/dianelmurtha

Marjan Kluepfel's latest class offering.

<https://www.marjankluepfel.com/>

Make 3D quilted fabric sculptures. Students will use all the usual sewing and quilting techniques, but instead of making a 2D (Art)quilt, they will learn how to make a 3D sculpture, see images below.





Colleen Pelfrey

Joining the NCQC Board

When I retired over 5 years ago, a couple things happened. I became more active in my quilt guild and I was encouraged to start presenting to quilt guilds. I didn't know much about either, but I found out pretty fast that NCQC was a huge help in both of my newfound endeavors. Through NCQC, I was able to connect with potential speakers and get a little bit of a feel for if they were a match to speak to my guild. It made the process of finding speakers easy. NCQC also helped me connect with guilds that might be looking for what I had to offer. Without NCQC, I wouldn't have had the opportunity to connect with so many

guilds, and do something that brings me much joy. A few months ago, I joined the board of NCQC. Sometimes it's a good thing to help out others as you have been helped. NCQC doesn't run by itself, it takes a dedicated group of volunteers. I'm just a member at large, still figuring out the big picture. Since becoming a member I've shared ideas, helped set up the New Quilts exhibit at PIQF, and helped present a demonstration program at the January NCQC meeting. I've also gotten to know some amazing, fun and talented people who are also on the board. Since I've joined, a couple people on the board have left, for various reasons. Being on the board isn't a lifetime commitment, but for NCQC to exist, there does have to be a board. Whether you are a teacher or a guild member, have you benefitted from NCQC? Is it perhaps time to give back? I'm both inviting and encouraging you to at least ask questions and see if joining the board is a way to contribute to this amazing quilting world. You are needed. And you might get to wear a tiara!

Colleen

<https://www.colleenpelfreyquilts.com/>

58

2023 NCQC Board

Director: Jeanne Brophy

Assistant Director/Facilities: April Sproule

Secretary: Linda Schmidt

Treasurer: Karren Lusignan

Calendar & Webmaster: Colleen Voet

Newsletter: [Roberta Burke](#)

Parliamentarian: Vicki Walter

Meet the Teachers: Karren Lusignan

New Quilts: Linda Schmidt

Members At Large: Jenny Lyon,

Sue Fox, Colleen Pelfrey

[April Sproule](#) posts our social media NCQC [Instagram](#) and [Facebook](#).

Teacher Youngmin Lee



NCQC board member Vicki Walter is a registered parliamentarian. A parliamentarian is trained and certified to help nonprofits run efficient meetings and follow their rules. They also train board members in proper meeting procedure and also help groups amend their bylaws.

From Vicki Walter, Parliamentarian for NCQC



BYLAWS AND PROCEDURES... WHAT INFORMATION GOES IN EACH ONE

In previous newsletters I've stressed the importance of reviewing your governing documents regularly. Now we're going to detail what information goes into each document.

Bylaws

Bylaws are the basic rules that your organization makes for itself regarding its structure and function and how it is governed. They should be easy to read and understand. They should contain the following information:

- Name
- Object
- Members (who are eligible, basic rights and responsibilities, etc.)
- Officers (how many required, eligibility, etc.)
- Meetings (when and where—if consistent)
- Executive Board (smaller subset of your full board, if wanted; who is on it; duties)
- Committees (required, ability to appoint others—standing or special)
- Parliamentary Authority
- Amendment (process for amending)

60

They should be written in general terms, so they don't need constant updating.

Procedures (or standing rules)

Your procedures are the details of how your "rules" are carried out within your organization. A few examples: your bylaws say who can be a member; your procedures will detail payment of dues, who is in charge of membership, who keeps the membership roster current, etc. Your bylaws say you meet the fourth Thursday of the month; your procedures will detail what time, where you meet, who sets up at what time, etc. Your bylaws say what officers you have; your procedures will detail the duties of each officer.

Your procedures can be as detailed as you want them to be. They are easier to update (and should be) and approve than your bylaws are.

**Vicki Walter
Professional Registered Parliamentarian**

If you have any questions about minutes or anything else about meetings, please contact me!

61