



Drawing February 13, 2022 "Friendships Woven With Thread," Folsom Quilt and Fiber Guild



Quilting Keynotes

From the Northern California Quilt Council
Your [link](#) to the Quilting Arts

Guilds  Quilt Education  Teachers

2022 Volume 18 Issue 1

Jeanne Brophy's,
Note, NCQC Director

New Quilts of Northern California
Ribbon Winners
at Pacific International Quilt Show

"2022 Budget: Stay on the Mark", Roberta Burke

Karren Lusignan Exhibitor: Houston International Quilt Festival

"Sew Me!" Mel Beach & UFO Exchange Gathering Ideas

Vicki Walter, Parliamentarian, Meeting Tips

Scarlett Rose Simple Sixes

Colleen Voet & Day Camp

April Sproule
Hand Embroidered Quilts

Kathryn Pellman
and Word Salad Fun

Opportunity Quilts
January Jump Start
Board Notes



Letter from the NCQC Director,
Jeanne Brophy ★

As we prepare for the holidays and get ready to welcome in 2022, I find it's a good time to reflect on accomplishments made in 2021. The New Quilts of Northern California was a big success. A big thank you to all that entered. My team managed to get all the quilts hung and then returned to their proper owners. Another team of mine hung and took down quilts at the Alameda County Fairgrounds. I went to PIQF several times and although there were fewer vendors and visitors, I really enjoyed being able to take pictures without unfamiliar people in them. You've got to find that silver lining where you can.

I have managed to survive surgery 4 times (2 life threatening) this summer. I have learned all about limits and to listen to my body. I have learned to take breaks and give myself a pat on the back sometimes, as I would a friend. I am humbled by the outpouring of friends and their generosity. It shouldn't take an emergency to be a good friend, so I am trying to do little acts of kindness for no reason. Give that a try and see how much better you will feel and your friends will feel special at the same time.

I'm looking forward to making 2022 the year that I finish some (not all, I'm not a dreamer) of my UFQ's, Unfinished Quilts. I'm looking forward to being indoors or outdoors with friends and family as more people are getting vaccinated. I am also looking forward to NCQC's Jump Start program in January.

This past year has taught me more about the technical side of the internet, which I thought would never happen. I can now upload photos to a Google Drive, who knew that was a possibility? In fact, here is a link (provided by April Sproule) to the photos of the 2021 New Quilts at PIQF:
<https://drive.google.com/drive/folders/1B0DZM1P9rjmiP937UUzo8ahL8ZO0Id-Y?usp=sharing>

The 3 winners are:

1st Place Kathrin Brown - Modern Bullseye

2nd Place Sharlene Van Rooy - To the Moon and Back

3rd Place Denise Schmidt - Isolation

I'm looking for a few more Board members to help NCQC grow. We meet a few times a year on Zoom and together we manage to keep you updated on the latest info out there to help your guild and yourself improve your skills and answer some of those questions like, "What are the rules regarding a raffle in California?" From the NCQC website go to Information and click on Governance from the drop-down menu or go to: <https://ncqc.net/ncqc-board> Scroll down until you see "To Become a Board".

Fill out the form and you will be hearing from me soon.

Highlights of Jeanne's Letter:

- Find the silver lining
- Kindness for all seasons
- See the entire NEW QUILT exhibition with link
- Visit the NCQC Website for Raffle rules
- The NCQC board opportunity link

Happy Stitching,
Jeanne



**New Quilts of Northern California 2021
at the
Pacific International Quilt Show
Ribbon Winners**



**Modern Bullseye
by Artist, Katrin Brown**



**To the Moon and Back
by Artist, Sharlene Van Rooy**

Top Three Ribbon Winners of the

New Quilts of Northern California at the Pacific International Quilt Show



Isolation
by Artist, Denise Schmidt

From Our Newsletter Editor, Roberta Burke

2022 Budget: Stay on the Mark Month-by-Month

Thinking about doing a first quarter review for your guild's budget? If so consider the following:

- COVID Impact
- Major Fund Raiser Projections
- Update your cash and reserves
- Keep an eye on non-discretionary expenses.

Whose job is it to ask about this stuff?

Yours; it directly affects all members. Track each month of the quarter (three months), and each quarter after, so you make corrections early on.

If you have a quilt show or other major fund raiser in the first quarter of the year, how are things going in contrast with your guild's financial plan? Are you hitting your income targets for the quarter?

If you haven't had your fund raiser event yet, check our NCQC calendar and contact guilds to see how things are going elsewhere. Did they meet their target revenue goals, and attendance expectations? Were shoppers shopping?

Use that data to check your guild's budget expectations. Have you planned for seasonal expenses? Are your classes and workshops self-funding?

Is your membership count what you expected it to be? Continue to provide a great environment for those that "re-up." If unenrolled members are sitting on the sidelines, remind them of your value by illustrating worthwhile members-only events. Be ready to welcome them back.

Dedicate your resources to your guild's goals and mission statements. The value of your volunteer members is precious, though not listed on the balance sheet. If your membership numbers are down, consider scaling your plans to match your human resources, and volunteer hours too.

Monitoring the budget is something like marking your quilt with a water-soluble marker before quilting. You know it is there, you can see what marks you want to hit. If you don't hit the lines, it is no sin, but it is reassuring to have a vision for what you want to achieve.

NCQC welcomes ideas on how to help widen the dialogue on matters important to you.

Roberta Burke, a retired Vice President from Bank of America, has been an NCQC board member for 5 years.

Please submit items for potential publication by Jan. 23rd to Newsletter Editor, newsletter@ncqc.net

Congratulations Karren Lusignan,
NCQC Board Member
Exhibited at Houston
International Quilt Festival 2021


*Her artist statement and design source are in this note
from Karren:*



3rd and Townsend, San Francisco - Circa 1940's

Construction: Cotton fabric, 80/20 poly-cotton batting, buttons. Top is pieced. Quilted on a stationary mid-arm machine. I developed the pattern for paper piecing. I enlarged the pattern several times and finally decided to go larger. At this size, I did not need to paper piece.

Story: The photo was taken by my father in the 1940's at 3rd and Townsend in San Francisco, CA. My mother and father loved photography. They took many trips into the Sierra Nevada Mountains where they photographed many sights. They did their own developing of the film, printing and mounting. My first attempt to develop a pattern from one of their photos was of Half Dome in Yosemite National Park. I only wish I had saved all the negatives after my father passed away, but oh well. Little did I know that one day I would become a quilter and want to use their photos as a basis for my quilts.




Quilt: 3rd and Townsend, San Francisco-Circa 1940's

Artist Karren Lusignan

Full Photo of Quilt as exhibited above

Detail to the right.

Follow this link to see some judged show winners in the [Houston International Quilt show](#)



Sew Mel, (feature from NCQC teacher, Mel Beach)

Help! Our members are hesitant to register for workshops citing they don't want to add to their pile of UFOs (UnFinished Objects).

Consider kicking off 2022 by hosting a UFO Exchange. This is a super fun, no-cost program that will help members offload some of their unwanted/unloved UFOs, while embarking on something new and exciting! Read on for How-To tips for organizing a UFO Exchange for your members:

- ☑ Schedule a date/time to host a UFO exchange. January guild meetings are the perfect time to help members start the year with a clean slate. While you have your calendars out, you may want to pick a date 3-5 months out as the deadline for members to finish their new-to-them projects/quilt tops for a group show and tell to be entered to win fabulous prizes.
- ☑ Spread the word via upcoming guild meetings, events, and newsletters. Encourage members to start sorting through their UFOs to identify one or more projects they would like to exchange with other members. They should package up everything for the project including quilt tops, blocks, unused fabric, pattern/book, specialty rulers, embellishments, etc into a bag or box labeled with the project. For each UFO project they drop off, they get to choose someone else's UFO to take home, finish, and keep!
- ☑ Make a list of common quilt categories for members to sort their projects into during the drop off. Here are a few genres to get you started: modern/contemporary, holiday, BOM/Samplers, applique, floral, youth, batik/hand dyed, miscellaneous, etc. Create signage for each genre to hang around the perimeter of your venue. As members arrive with their UFOs, have them sign in with their name, email, and number of UFO projects, and then direct them to deposit their UFOs to the category that best fits the project contents.



☑ Host a series of selection rounds, where each participant gets to choose 1 UFO to take home and keep. For those members that brought more than one UFO, they can select a second project during the second round, third project in the third round, etc.

☑ Plan for unclaimed UFOs. Some members are more than happy to donate their old UFOs but may not wish to take projects home with them. Invite members who didn't bring a UFO to take an unclaimed UFO after the selection process has concluded. Reach out to your guild's community quilts committee to take any unclaimed UFOs to use with making charity quilts.

☑ Provide a little encouragement for members to finish their new-to-them projects in time for the group show and tell. Send out a friendly reminder email 1-2 months and the week before so they are sure to submit/bring their projects for show & tell. Gather prizes such as gift certificates to your local quilt shops, fabric bundles, guild workshop certificates, edge-to-edge longarm quilting certificates, etc. You may be able to work with some of your affiliate members to get these prizes donated and/or budget to purchase these prizes. Anyone who shows off their finished UFO quilt top/project during the group show & tell will be entered to win!

You can learn more about the inspiration and process I used for hosting a UFO Exchange for my guild back in 2014 in this blog post: <https://piece-loveandhappiness.blogspot.com/2014/05/ufo-exchange-part-1-inspiration-and.html>

Wishing you and your members a fun UFO exchange & a happy new year of quilting in 2022!!

Mel Beach, NCQC Secretary & Teacher Member
melbeach@melbeachquilts.com
www.melbeachquilts.com

Mel Beach is featured in an Alex Anderson and Ricky Tims' The Quilt Show segment. Here is the trailer link.

https://www.youtube.com/watch?v=o4J_10sykk





Meet Vicki Walter, Our Parliamentarian

Let me introduce myself as one of the new NCQC board members. My name is Vicki Walter and I'm a quilter, but also a registered parliamentarian. Are you wondering what that is? A parliamentarian is someone trained and certified to help nonprofits run efficient meetings and follow their rules. They also train board members in proper meeting procedure and also help groups amend their bylaws.

Right when I joined the board, I chaired the bylaws committee and NCQC's bylaws were updated. They hadn't been amended since 2017.

I get lots of questions from people about how to take minutes or how to deal with a disruptive member or meetings that last longer than they should. How do we fix that?

In this newsletter, let's start with getting organized for an upcoming meeting (general or board). The most important place to start is an agenda! This helps everyone stay on point and know when they are to report. It also helps the secretary with minutes. A recommended agenda format (Robert's Rules of Order) is:

Call to order Always start your meeting on time. Don't wait for latecomers. If you don't have quorum, recess until you do!

Minutes approval from previous meeting(s) You don't need a motion. To save time,

ask for unanimous consent ("If there's no objection, the minutes are approved as distributed")

Reports of Officers and Committees Only call on those that have something to report! If you don't have a report, don't take meeting time to discuss anything other than what's on the agenda.

Unfinished Business (not "Old" Business!) The only thing that would be unfinished business is anything that was on the agenda at the previous meeting that you didn't get to, whether you ran out of time or postponed it to the next meeting. Those items move to unfinished business for the current meeting.

New Business
Announcements
Adjourn



How do you know what to put on your agenda? As president of an organization, I first ask board members if they have any items for the agenda ahead of time. I also review the minutes from the previous meeting to see if any updates need to be reported on ongoing projects. I also check the bylaws to see if there's anything that needs to happen at that particular meeting (i.e. November we elect our Nominating Committee).


If you have any questions you'd like to ask and have me answer in future articles, send them to me! All answers would be anonymous, of course.

Send questions to: vicki@sacparliamentarians.com

More about Vicki Walter...

"I've been a quilter for almost 30 years and am currently president of my guild, Golden Valley Quilt Guild, which I joined in 2013. In my professional role as parliamentarian, I have trained college students, city councils, and other groups in parliamentary procedure; taking minutes; governing documents; nominations, voting and elections, and debate protocol. I also sing in a choir and enjoy reading and cooking (when I'm not quilting)."





From **Scarlett Rose**,
Teacher and NCQC Member

*Here is a fun guild activity:
a 6" charm square swap.*

For St. Patrick's Day, it would be for green prints. Each quilter brings six-inch squares of whatever greens they have to trade with everyone. Be sure to keep one of each print for yourself!

♣ Piece these assorted green squares with a white/printed muslin background square for nine-patch blocks using five greens for each block with four white/printed muslin.

A single Irish chain quilt has pieced nine patch blocks alternating with a background square cut the same size as the pieced blocks. Scrappy two color quilts are very lovely and charming! Use a Celtic knot for the quilting design in the alternate square. The Celtic knot design could also be done in bias tape applique, crayoning, fabric markers or embroidered.

♣ These 6 inch squares can be cut down to two-inch or three-inch squares if you want to make smaller nine patch blocks. The swap can be adjusted to fit any color theme, so you can do reds, blues, purples, blacks, etc., for any two color Irish chain. Irish Chain also works for a totally scrappy look, with all colors used for the five squares in each block and one background fabric.




sroseqlter@gmail.com

<http://www.ScarlettRose.com>

<http://www.facebook.com/scarlett.rose.celtic.and.more>

<https://www.pinterest.com/scarlettsroses/>

♣ Scarlett's Charming "Simple Sixes" ♣



Need an Idea for another bright way to bring people together in the new year...

Be a Day Camper like Colleen Voet describes in her article below

Colleen is the Webmaster at NCQC



Day Camp

Are you looking for another fun activity to engage your guild members? One that's become very popular in several Northern California guilds is what one guild calls "Day Camp."

Day Camp is pretty much self-explanatory. In two of the guilds I belong to, it's normally four days long and attendees can sew from 9am to 8 or 9pm. You bring everything you need to make a comfortable work station - your sewing machine, chair (or chair cushion), projects, rulers, tools. We set up ironing stations and have tables available to lay out designs. Somebody brings a design wall or two. You can sew all day or you can go home to feed the dog or go to a doctor's appointment. Your schedule is your own. Then you can leave everything there and go home to sleep in your own bed. (Or wherever you choose, we don't judge.)

We generally provide dinner for those who want to stay. One guild has a potluck the first night (this guild loves potlucks) and then makes dinner the next two nights, something simple from Sam's Club. Another guild orders in pizza, Chinese, or Mexican food each night.

The important part is finding a venue. In Placer County, there are several Veterans Memorial Halls run by the county. We've been approved to have them for free because we are a nonprofit group that does a lot of community service work. That has allowed us to either give gifts to attendees or make it a guild fundraiser.

How much you charge may depend on whether and how much you have to pay for your venue. One of my guilds charges \$50/person, the other \$65. Both guilds have a Day Camp twice a year.

In any case, Day Camp is a great way to get to know people, sew with friends or make new ones, and get a lot done while you're at it. It's flexible, affordable, and a lot of fun. I highly recommend it!



Guild Fundraisers other than Opportunity Quilts

One of the many benefits of an NCQC membership is the ability to advertise your opportunity quilt on the NCQC website. But what if your guild does a different type of fundraiser? A quilt show? A luncheon? A book? Something else? Any fundraiser can be featured on our website. We will need details, a contact person, and a picture (if appropriate).

Contact our webmaster, Colleen Voet, webmaster@ncqc.net, with the details and she will do her "magic" to post it on the NCQC website.

Hand Embroidered Quilt Teacher, NCQC Board Member, **April Sproule**.
April Shares her creative process, "... experiment a whole lot"



My Grandmother



I absolutely love making art with fabric. Whether experimenting with new ideas or using favorite tried and true techniques, something special grasps my attention when creating art from pieces of plain fabric and a few scraps.

I often have no idea what will appear, as I trust that the next step will be revealed at the right time. These days, my focus is on combining hand stitching, fabric painting, and handmade papers with gorgeous fabrics.

My creative processes are developed by doing a whole lot of experimentation and practice to find what works and what doesn't. This is time well spent as I then get to share my successful findings with students in my workshops.

I will be teaching three In-Person workshops at Craft Napa 2022 in January:
[Craft Napa 2022 In-Person](#) All Workshops (Registration closes in early Dec.)

My Workshops:

- [The Goldfinch Collage](#)
- [Japanese Boro-Inspired Stitching](#)
- [Magical Painted Textile Mandalas](#)

Current Classes and Presentations: [My Website](#)

I offer eight different workshops on mixed media textile art collage, contemporary hand embroidery, fabric painting, and block printing on fabric.

I teach for guilds and other groups, and I also offer open enrollment workshops where anyone can sign up. More open enrollment workshops will be scheduled soon for 2022.

Brand New Virtual Classes coming up in 2022 include The Goldfinch Collage and a 4 Part Series, Color and Design with Hand Stitching.

Here's the Free Monthly Newsletter so you can be notified when classes and other events are posted and open for registration. [Signup Link](#)



Stay Connected with Us

Youngmin Lee, NCQC Board Member and Teacher

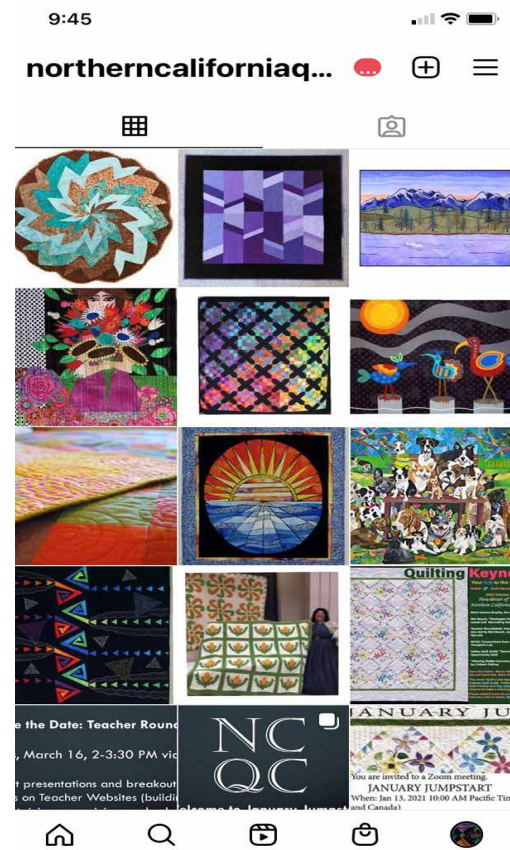
Here are links of NCQC Instagram and Facebook page

<https://www.instagram.com/northerncaliforniaquiltcouncil/>
<https://www.facebook.com/Northern-California-Quilt-Council-100806651840554>

The more followers, the merrier.
Please check and follow our accounts.

Many thanks,
Youngmin Lee

Korean Textiles, LLC
www.youngminlee.com
young@youngminlee.com




Drawing March 6, 2022 "Vintage Valentine," Manteca Quilters Guild



Recently Youngmin was featured in an Alex Anderson and Ricky Tims' The Quilt Show segment. Here's a trailer link:

<https://www.youtube.com/watch?v=9Adw7X8ONKE&watch?v=9Adw7X8ONKE>

Friendships Woven with Thread
Folsom Quilt & Fiber Guild
 36th Annual Show - February 11-13, 2022



Folsom Community Center
 52 Natoma St. - Folsom, CA
 10:00 - 4:00 Daily
 \$8.00 Entry

Check website for updates www.folsomquilt.org

Nothing says Hello Spring more than the Folsom Quilt and Fiber Guild's 2022 Opportunity Quilt. The quilt is an appliqué flower garden bursting with bright colors on a lovely quilted white background. Twenty guild members contributed to the creation of the 87" x 100" quilt based on the Daisy Dance pattern designed by Kathy Munkelwitz. Quilting was done by Lin Squires. The drawing for the Opportunity Quilt will be held at the Friendships Woven with Thread Quilt Show, February 11 - 13, 2022 at the Folsom Community Center, 52 National Street, Folsom, CA . (We will contact the winner if they are not present at the drawing.)

Please let your members know that we are discounting entry tickets to our show by \$1.00 each for groups of 10.

Inquiries regarding tickets purchases should be sent to fqfgpresident@gmail.com



Another playful Class Idea from NCQC Teacher, **Kathryn Pellman**

"Word Salad" perfect for the New Year's diet. Just sort out a collage of words and images that fashion a story about you. A great quilty friends game.


Visit her at Kathrynpellman.com



**Drawing March 13, 2022 "Traditional With a Twist,"
Yuba-Sutter Valley Quilt Guild**



**Drawing February 27, 2022 "At the Beach,"
Pajaro Valley Quilt Association**



A note from Membership Chair, Barbara Crawford

We are pleased to announce our new database will be up and running by the time you receive this newsletter! You can use your email address to log in to your member profile.

Use this [link](#) to reset your password. Once you are logged in, accept the terms and conditions in order to proceed. Then go to your profile and update/verify your contact information. <https://northerncaliforniaquiltcouncil.wildapricot.org/Sys/ResetPasswordRequest>

Remember, Guilds may designate up to 10 members in your "bundle" of contacts, but know that renewal reminders and notices will be forwarded only to the Guild Administrator.

We are presently serving 91 guilds and 124 individuals (e.g. teachers, longarmers, etc.) in Northern California. With this upgraded database system we hope to better serve your needs.

Know that only those guilds and individuals with current membership status will be able to participate in January Jumpstart and Meet-the-Teachers programs. So...renew soon!

January Jumpstart update from Rochelle Rosales, NCQC Board

Once again, we are kicking off the year with our January Jumpstart meeting! This January, we will focus on Fundraising.

Are you struggling to raise funds in the absence of in-person meetings and events?

Have the same fundraising projects become stale or are you seeing diminishing returns?

Join us in January as we share some new ideas from our members and review some of the tried-and-true methods as well. We'll address online fundraising, special events, and custom products.

And, if you have a great idea that has worked for your guild, we would love to hear about it in our breakout sessions.

The session is Wednesday January 13, 2022, 10-Noon. Registration will open soon.

2022 NCQC Board

Director: Jeanne Brophy

Assistant Director: Jenny Lyon

Secretary: Mel Beach

Treasurer: Karren Lusignan

Calendar & Webmaster: Colleen Voet

Newsletter: [Roberta Burke](#)

Facilities: Sherry Werum

Membership Barbara Crawford

Meet the Teachers: Karren Lusignan
New Quilts: Jeanne Brophy
Members At Large: Rochelle Rosales,
Vicki Walter, Youngmin Lee, April
Sproule

And you? <https://ncqc.net/nc-qc-board> (scroll "To Become a Member of the NCQC Board").

Note from Editor of NCQC newsletter, Roberta Burke

Thanks for spending time with us in this newsletter. We wish the best for you. Send your events & articles to me at newsletter@ncqc.net

Special thanks for our contributing editorial team: Vicki Walter, Colleen Voet, Mel Beach, Karren Lusignan, April Sproule, Jeanne Brophy, and to our guests: Scarlett Rose and graphic consultant, Sarah Schrupp.

Many thanks for letting us be part of your community. Roberta Burke, Editor
New Happenings at NCQC from Karren Lusignan, Board Member

NCQC is migrating to a new membership database system. It will provide an easier way for us to send out renewals, emails, newsletters, etc. It will provide a cleaner way to maintain who in guilds wish to receive newsletters.

We will need your help. Part of the renewal process requires that we know who should receive the renewal notice/invoice. It would be awesome if your webmaster could set up a generic email address such as treasurer@guild.org (replacing guild.org with your website) and your webmaster then would change who that goes to when you change officers.

The individual who gets the email link will be able to login to our database and add any guild member who wishes to be added to our email list. The guild will be limited to a total of 10 members in the list.

Freely forward our emails to all the members of your guild, newsletters, or Meet the Teacher happenings, New Quilts of Northern California to any member of your guild, as usual. Members of your guild can take part in viewing MTT etc. We want to help you build resources.

We will continue our existing website and use PayPal for payment of dues.