

# NCQC Quilting

Newsletter of the  
Northern California Quilt Council  
2023 Volume 19 Issue 1



*MT DIABLO: POLLINATOR PARADISE*

1

April 15 - 16 Guild of Quilters of Contra Costa County



## NCQC *Spring 2023*



**Thank you, Linda Schmidt for your feature article, Seven Boxes of Scraps. The backdrop for this note one of her scrappy treasure quilts.**

**This issue plays making art using humble fabric “scraps.”**

**Many thanks to all who have contributed to the publication. We would love to see more from you all.**

- 6** NCQC Directors Message, Jeanne Brophy
- 7** April Sproule, Stitching Bits in Hand; A Healing Mandala
- 8** Jenny Lyon, Scraps Line Up To Get Into my Quilts Too!
- 10** Linda Schmidt, Seven Boxes of Scraps
- 14** Michael Sirois, If A Butterfly
- 16** Michael Sirois and Minay Sirois
- 20** Quilt Events
  - Pajaro Valley Feb 25-26
  - Folsom Quilt and Fiber Guild Mar 3-5
  - Manteca Quilters Quilt and Doll Show Mar 4-5
  - Pasadena Museum of History Mar 8- Sept 10
  - Valley Quilt Guild Mar 11-12
  - Quilt San Francisco Mar 24
  - Mt Diablo Apr 15-16
  - Vallejo Piecemakers Quilt Guild Bunco Apr 15
  - Roseville Quilters Guild Apr 21-22
  - Loomis Quilt & Fiber Guild Apr 29
  - Grapevine Quilters of Mendocino County May 3rd
  - Cindy Needham-Next NCQC Issue, Cindy's Contemporary Quilting
  - Pine Tree Quilt Guild May 6-7
- 46** NCQC January Meeting: Demo Divas Page 46
- 47** 1800's Quilt Study Group
- 48** CHQP is Alive and Moving Forward
- 49** Scarlett Rose
- 50** Folsom History Museum- Two Hundred Quilts Calling You
- 52** Artful Insights, Diane Murtha
- 53** Marjan Kluepfel 3 D Art
- 54** News from Guilds:
  - Guild of Quilters Contra Costa County
  - Pioneer Quilters Guild, Loomis
- 55** Colleen Voet
  - “Changes for Pioneer and Foothill Guilds: Daytime Meetings”
- 56** Colleen Pelfrey “Joining the NCQC Board”
- 57** NCQC's Volunteer Board: Join Us
- 58** Vicki Walter, Parliamentarian for NCQC
- 59** California Heritage Quilt Project Returns

Our Cover Quilt

***MT DIABLO: POLLINATOR PARADISE***

April 15 - 16 Guild of Quilters of Contra Costa County

Please submit items for potential publication by May 5th to Editor, [Roberta Burke](#).





**"This is a sample of scrappy quilts that my friendship group (Quiltinators) has donated to our Community Quilts committee. They will be distributed in March. Last year Quiltinators donated 315 quilts to be given to our local agencies in need, including the Pleasanton, Dublin and Livermore Police Depts."**

***Life is Scrappy* Note About Board Openings from the NCQC Director, Jeanne Brophy**

**"As we start this new year, we (the NCQC Board) have made a few changes. I will remain the Director for another term and Karren Lusignan will continue as the Treasurer for NCQC. Linda Schmidt is now the chair for New Quilts of Northern California and Youngmin Lee is our Membership chair. Change is a good thing because it allows us to bring in new people with fresh ideas. If the same person always does the job, it stays the same and new changes are rarely made. Thank you to Linda and Youngmin for taking on these new positions and thank you Karren for continuing as our Treasurer.**

**My life is a bit scrappy and I wouldn't want it any other way. If you think about it, your life is probably a bit on the scrappy side too. I am terrible at making scrap quilts because I like to have things organized. I remember when my sewing buddies challenged us to make a scrap quilt by just grabbing the next piece of fabric from a brown paper bag. I was the one that had all the fabric laid out in color and pattern order. After my friends quit laughing, they told**

**me that this was not the idea of the challenge and eventually I put all the scraps back in the bag and made the quilt. It was really, really hard for me but I did like the result. It became a Community Quilt for my guild, Amador Valley Quilters. What I learned from that exercise was that sometimes we need to let things happen and not plan for every detail in our lives.**

**Make a scrap quilt and see if it frees you in your everyday life. Be flexible enough to bend a bit and see if that just doesn't lighten your load. If nothing else you have a quilt to donate to your community and the person that receives it will love the scrap quilt!"**

**Happy Quilting,  
*Jeanne***

**[jeannebquiltz@gmail.com](mailto:jeannebquiltz@gmail.com)**

**"A quilt is a thing of beauty and joy forever"**



**Mark your calendars for these upcoming NCQC events:  
April 14th: In-person Meet the Teachers, and  
July 12th: Zoom Meet the Teachers.**




# Meet the Teachers

Mark your calendars; Any member or member of one of our guilds is welcome.

April 14th, 2023 Friday- In Person

July 12th, 2023 Wednesday-On Zoom

More detail will be on our website



*Freeform Mandala*

*Stitching Bits in Hand for a Healing Mandala*

“As a mixed media textile artist who uses many diverse techniques in my work, it can be challenging to decide which methods to include in a piece of art.

**B**ecause I love adding in lots of embellishment with painting and stitching, it can be easy to overwork a piece. I try to settle on two or three ideas that will best represent my idea or support the theme for the finished product.

One of the most valuable lessons I have learned is when to stop; deciding when a piece is finished is a great skill to develop. If the piece is hand embroidered, my tendency is to keep stitching on it only because I enjoy the process so much. I stitch for two to three hours every evening, and if I don't have something else to pick up and start, I'll stitch a piece until it can't possibly hold one more stitch.

One way I've learned to overcome this tendency is to work in a series and have another piece cut out and ready to go. More is not always better, as it can overwhelm the maker as well as the viewer of an art piece. I am still learning this lesson, so far it has been a big help.”



*Boro Mending*

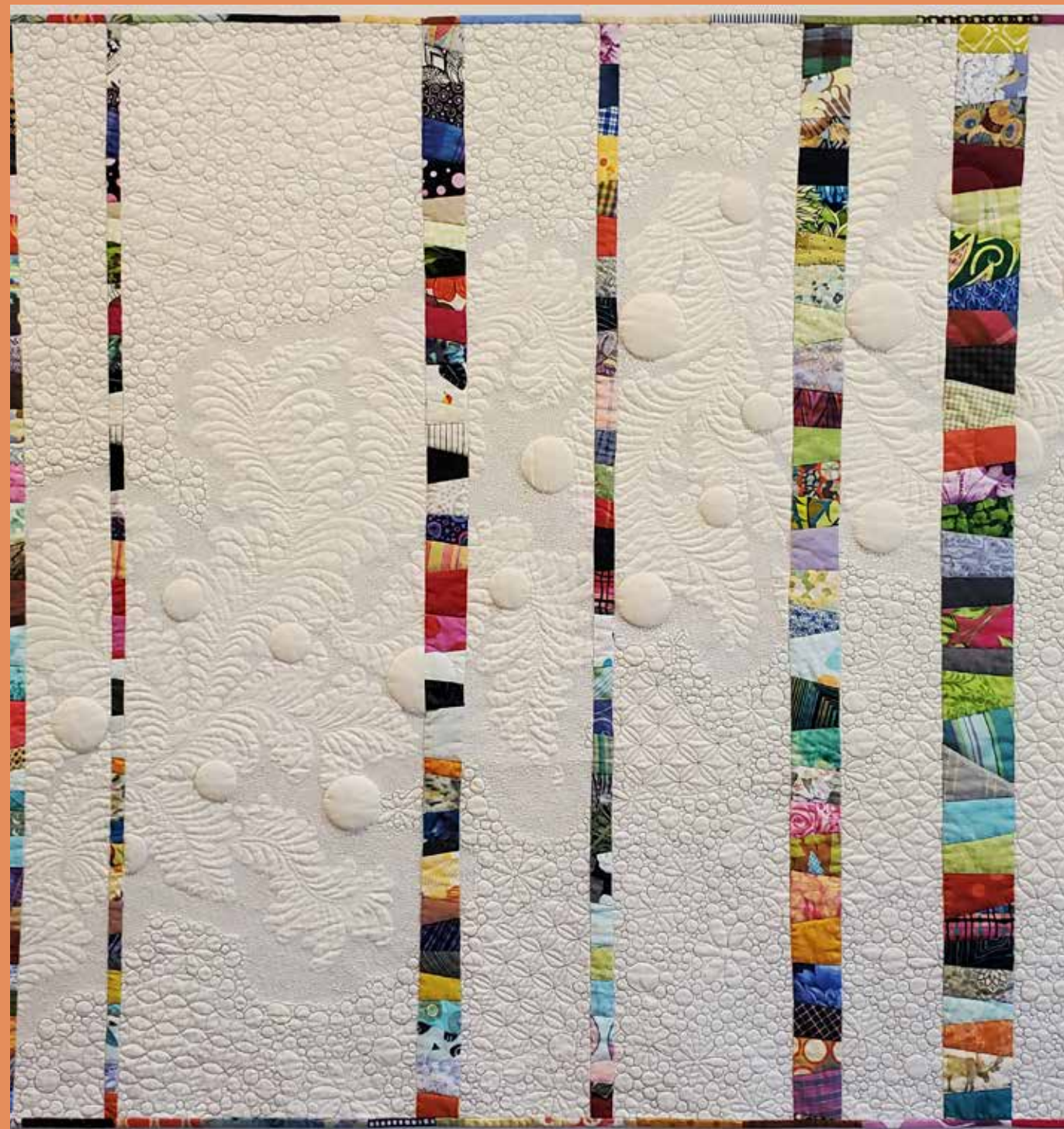
**April Sproule,  
Artist & Educator**  
<https://sproulestudios.com/blogs/news>





Jenny Lyon, Artist and Teacher

*Beyond All That*  
Scraps line up to get  
into my quilts too!



*Beyond All That* is all about the contrast of the “flourish” with the concept of ending strong after a battle. This quilt was in the making for 2 years. Shortly after I started it, the lockdowns came. It languished, then I’d pick it up and work on it, languish, work, languish, work... It started out as a “pretty” quilt; yet in my heart, there was an underlying message: persevere, break through, look for what is beyond all that hinders me now. Perspective is the hardest thing. Most pain comes to an end. There IS something beyond the pain. Look for it!

I showed this quilt to a friend as it was in the making. At that point, it was a “pretty” quilt in my mind, with a subtle underlying message. She saw Covid in it. I was dumbfounded. Covid? In my pretty quilt? That’s when my message became clear. This is about getting beyond Covid, beyond that which hinders, moving forward, seeking that which is beyond the pain and difficulty, persevering and looking “beyond all that”.



Jenny Lyon, Teacher and Artist <https://quiltskipper.com/home/>



## *Seven Boxes of Scraps by Linda Schmidt*

I save my scraps. All of them, no matter what size, no matter what type of fabric (I also make garments, so there is a wide variety in my stash). I grew up in Minnesota, which tends to produce thrifty (cheap) people; as in, we don't throw anything away if there is a possible future use for it. Not that I hoard things, it's just that I have found uses for even the tiniest scraps, such as in this heart quilt:

Here, each heart is made of very small confetti-like bits of fabric sewn to the background in a heart shape.

Or, In this piece, Celebrate the Material World, the continents are made of tiny cut up scraps, and the streamers and nine-patches are made from

scraps of international fabrics. At some point, however, the scraps got out of hand and totally unruly; so I diligently organized them into seven transfer boxes, sorted by value: light-light, light medium, light, medium, dark-light, dark medium and dark-dark, like Katie Pasquini sorts her fabrics (more or less), and put them in the closet, where they took up a lot of space. After a while, this bugged me. SURELY I could use them all up and be DONE with them?

I decided I would make a scrap quilt to use them all up, and go back to the very first quilted thing I'd ever made, a log cabin pillow; but this time, I would try to make it a Modern Quilt. After all, I'd taken two modern quilt classes so knew how a modern quilt should be: You don't use a ruler to cut the pieces, you make the blocks kind of wonky, you move your colors



*Hearts in Space*

A close-up of one of the heart blocks.

around the piece asymmetricaly, you leave negative spaces and do some fancy but not-traditional quilting in the negative space, right? At any rate, that's what my brain had sorted out.

So, let the piecing begin! I started with a satiny piece or three in the center, and each block's center was different from every other block. Some blocks slowly moved from very light at the center to pastel at the edges, some started at pastel and moved to medium dark, but some blocks were almost white to create an asymmetrical highlight near the top right of the quilt. As the blocks moved closer to the edge of the quilt, they got darker and darker at the borders.

It was fun cutting the pieces with just my rotary cutter - but I found it very hard on me to cut them unevenly; it hurt my brain permanently, I think. Another thing that was a bit trying was having seven boxes of fabric scraps around, taking up all the space in my studio, falling out of the boxes, and getting in my way, especially since I was moving from light to dark on most of the blocks and need all of the scraps at the same time.

I buried all 5 of my rotary cutters and most of my scissors at one point, and also left a clear trail of fabric from my back sewing room to my fabric stash at the other end of the house. Good thing my husband likes to vacuum.





**MEET NCQC BOARD SECRETARY  
LINDA SCHMIDT**



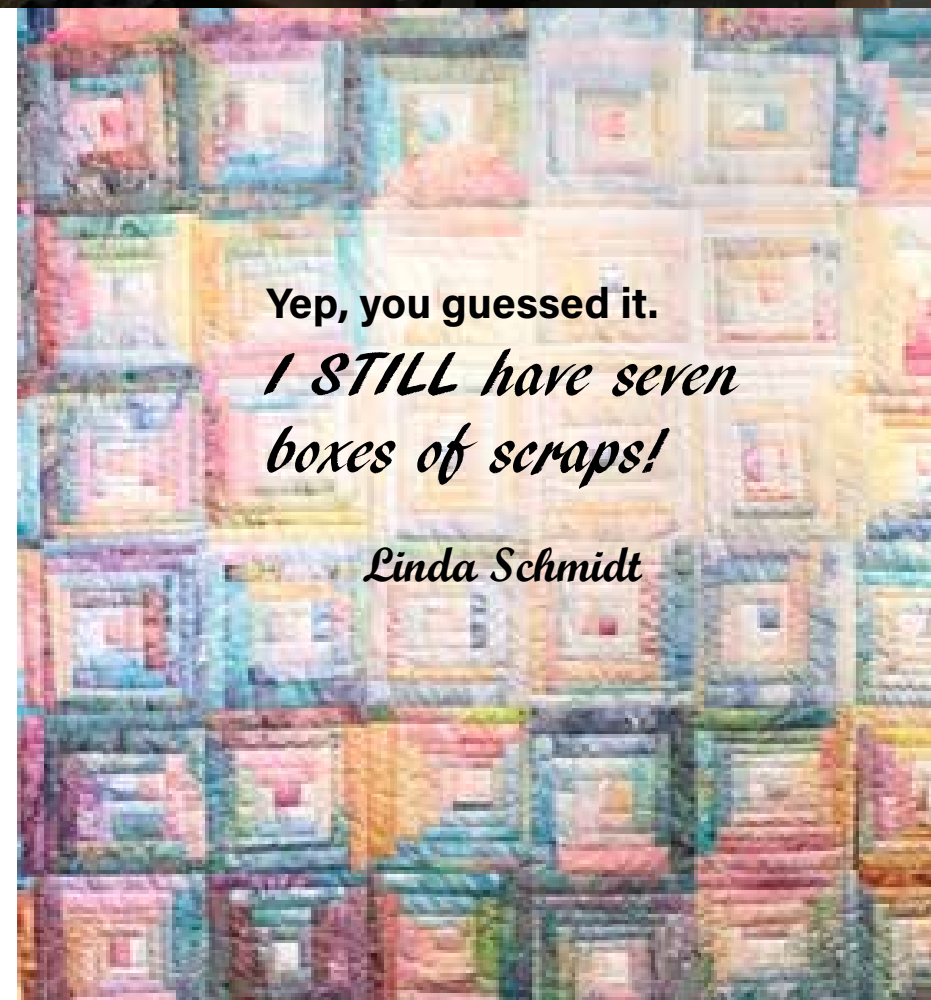
I did manage to make the color be a bit asymmetrical, but a log cabin does not lend itself to negative space very well, at least not in MY house; and the fancy not traditional quilting? Well, that didn't happen, either. It was hard enough just quilting in the ditch in this queen-sized waterbed quilt.

Perhaps the Modern Quilt Movement is just not for me?

The most trying part was realizing that I'm too much of a perfectionist to not blend my colors. If I didn't have a scrap just right for the next strip, I had to go to my stash and cut up chunks of some of my hand dyes and batiks to get just the right colors. This happened more and more toward the end, so the last blocks were almost all new fabrics, and some of those pieces of chunks didn't make it into the quilt, so they got sorted back into the boxes.

12

And...



Yep, you guessed it.  
*I STILL have seven  
boxes of scraps!*

*Linda Schmidt*

Contact Linda at  
Linda S. Schmidt  
2003 Teacher of the  
Year  
Fiber Artist  
[www.ShortAttentionSpanQuilting.com](http://www.ShortAttentionSpanQuilting.com)

[shortattn@comcast.net](mailto:shortattn@comcast.net)

13



## Nine Characters + One Butterfly = Chaos Theory



In *If a Butterfly*, by Michael Sirois, Stella Lambert is one of several characters on personal journeys. Stella, a recently widowed quilter, moved halfway across the country to get a new start. Beginning again was difficult, but Stella was determined to succeed.

This quirky, endearing, slightly sexy, two-book series is a bit like Six Degrees of Separation from Kevin Bacon (if Kevin just happened to be a butterfly). When a Monarch butterfly, during its epic migration from Canada to Mexico, intersects the paths of a few people, their lives and the lives of others are forever altered.

What do a quilter, a married couple on vacation, a woman who hears voices no one else hears, a grad student, a scientist, a radio deejay, a teacher, and an astronaut all have in common? Our butterfly, of course. They all just want what most people want, to “earn a decent living, be respected, have a good time, and get along with everyone.” Is that too much to ask? Maybe. Maybe not. Find out in this engaging modern day saga.



The books are available in both print and Kindle versions, and you can also get a free 51-page companion book to the series when you sign up to receive Michael’s newsletter. The companion book will give you some good information about the characters and the story (plus some yummy recipes), and his newsletter will give you a glimpse into the life of a working writer twice a month. You can unsubscribe from it at any time.

14

You can see all the details at <https://www.ifabutterfly.com/quilt-guild-page/>

15



**Michael and Minay auditioning  
for the play, *Strangers*, 1982.**



**Quilt Artist, Minay Sirois  
*Chintz Medallion* toured with "In  
the American Tradition" at sev-  
eral shows in 2015/2016.**

**A detail from *Chintz Medallion*.  
The quilt was machine-pieced  
and hand quilted (shown here  
and on the background of the fol-  
lowing page.)**





*The Stage of Success for  
Author, Michael Sirois and  
Quilt Artist, Minay Sirois*

Minay Sirois is a wonderful quilter and quilt pattern designer. Her husband, Michael Sirois, is an author, and an NCQC vendor. When Michael needed several characters for a novel he was writing called *If a Butterfly*, he decided to make one of them a quilter, so he turned to Minay for advice.

Neither of them started out as full-time writers or quilters. They were actors when they met in 1982, at an audition for a play called *Strangers*. They were both cast in the play, which only has four characters. The other two characters were playing a famous playwright and a journalist, and Michael and Minay played thirteen different characters between them, people who popped in and out of the lives of the other characters. One evening the cast was taking publicity photos. In the picture, the other two characters were sitting at a table in a restaurant while Michael and Minay were dancing in a close tango pose, staring into each other's eyes. That was all it took. Soon after that they were dating, six weeks later they were engaged, and four months after that they were married. They still are forty years later.

During some plays Minay had to wait backstage for long stretches before she ap-

peared on stage, so she started doing various kinds of needlework while she waited. She had been sewing most of her life, making some of her own clothes and costumes for plays. She even stitched a cathedral window coverlet for their bed completely by hand a few years after they got married, but she slowly progressed to larger things and started experimenting with different techniques. When she discovered she was quilting more than acting she decided to shift gears, and she hasn't looked back since. Michael, meanwhile, became a teacher, and then later started writing novels.

Michael had watched Minay quilting all this time, and knew how good she was, so when he used a quilter, Stella Lambert, in *If a Butterfly*, Minay became his sounding board. If he needed to describe a quilting technique, or needed to know about some of the frustrations quilters might feel under certain circumstances, Minay was the person he went to with quilting questions. His one book expanded into a two-book series, and Stella turned into a very sympathetic character, playing an important part in the series.

If you want to see some of Minay's quilts, visit her website at:

<https://minaysiroisquilter.com/>

You can find out more about Michael's *If a Butterfly* series at the website page he's set up especially for quilters:

<https://www.ifabutterfly.com/quilt-guild-page/>







**Tipsy Tea & Tasty Cakes Details**  
**76" x 88" Drawing at the Pajaro**  
**Valley Quilt Show Feb 25-26**

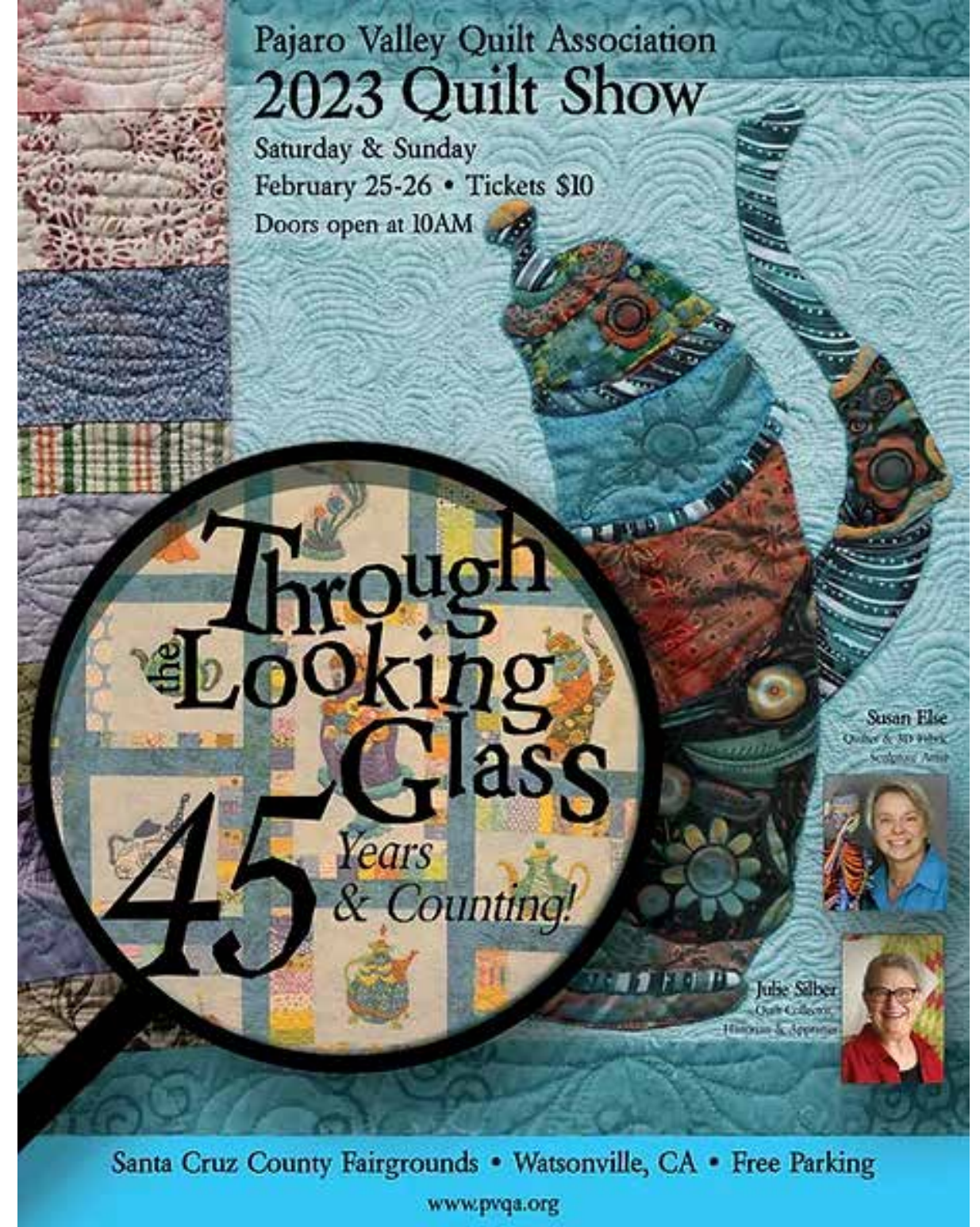
The PVQA 2023 Opportunity Quilt, entitled Tipsy Tea & Tasty Cakes, is a stunning work of applique and whimsy. <https://www.pvqa.org/opportunity-quilt>

This whimsical and colorful quilt was made by the San Lorenzo Valley Pine Needlers, a small quilt group of the Pajaro Valley Quilt Association, during the early days of the COVID pandemic when all were sheltering-in-place. They met over the internet on Zoom to share ideas, design the quilt and sew together.

Each block is hand-appliqued and embellished. Some of the members had never appliqued, but help was given along with encouragement over the internet, and all completed their blocks. The group effort paid off. Everyone smiles when they see this bright cheerful quilt. Which is your favorite tipsy teapot?

The quilt was machine quilted by Martine Zaun, Minaret Designs. A quilt design is a combination of two Nancy Barret patterns.

Members of the SLV Pine Needlers: Michele Estrin-Gelblum, Diane Höxeng, Eileen Hewett, Elaine Fresco, Susan Raineri, and Martin Zaun.



Santa Cruz County Fairgrounds • Watsonville, CA • Free Parking

[www.pvqa.org](http://www.pvqa.org)





**Folsom Quilt and Fiber Guild's 37th Annual Show**  
**Folsom Community Center**  
**March 3 - 5, 2023**  
**10AM - 4PM Daily**



**Folsom Community Center**  
**52 Natoma Street**  
**Folsom, CA**  
**\$10 Entry**  
**Three Day Entry Tickets - \$20**

**Live the Adventure - Stitch by Stitch**

<https://www.folsomquilt.org/quilt-show-2023.html>







Come join us at the Folsom Quilt & Fiber Guild's 37<sup>th</sup> annual show!

March 3 – 5, 2023

10:00 to 4:00 daily, \$10.00 entry.

The Folsom Guild's annual show reflects its long and rich history in the Folsom area, boasting a strong active membership comprised of highly talented quilters and fiber artists, many of whom are award winners at the local, state and national levels. Our guild's environment encourages new members at all levels, including new quilters, to join our active group as we learn and grow as quilters and fiber artists together.

In addition to all of the beautiful quilts and fiber items on display, Karen's Bakery caters a lunch each day that mirrors the fine food that is served at its popular Folsom restaurant.

Also featured at our show is the vendor mall packed with must-have quilt and sewing supplies and other treasures, as well as our popular boutique packed with a vast array of items to tempt our visitors.

The City of Folsom itself is a picturesque, charming, and active slice of California's gold rush past, featuring great restaurants, shops and museums. There is much to see and enjoy in the area! Plan extra time to explore this unique historical gem!

Attached to this announcement, we have provided a pdf file of the Folsom City brochure that highlights the city's points of interest, restaurants, museums. Moreover, we have included in the two pdf documents, suggestions for places to stay close by so that you can enjoy the show and Folsom at your leisure.

If you have a large group, you may wish to consider chartering transportation. We offer group discounts and preferred admittance to the show for your group. Visit our website for more information about the show itself, as well as to arrange for payment and early entry admittance for your group. [www.folsom-quilt.org](http://www.folsom-quilt.org).

We look forward to hosting you at our show!

CONTACT: Karla Dellner, Marketing [kjdellner@comcast.net](mailto:kjdellner@comcast.net)







We are delighted & excited to present our 2023 Quilt Show Vendors:

- \* Dancing Ladies
- \* Designer Needs
- \* Laundry Basket - Edyta Sitar
- \* Elk Grove Sewing
- \* Global Marketplace
- \* Heart Strings
- \* JMG Fabrics
- \* Kalamba Baskets
- \* Ladybug's Got Quilts
- \* Laundry Baskets
- \* Louella's Homemade Treats
- \* Nancy Hoover Jewelry
- \* Plumcute Designs
- \* Quail's Nest Quilt Store
- \* Quilters Hollow Quilt Store
- \* Scents & Sew-Ability
- \* Silver Cloud Quilting
- \* West Coast Wool

Location:  
San Joaquin Co. Office of Education

**Wentworth Center  
2707 Transworld Dr  
Stockton, CA 95206**

## **Manteca Quilters Quilt and Doll Show**

# **March 4 - 5, 2023**

**Saturday 9am to 4pm  
Sunday 9am to 3pm**

**Cost: \$10.00 Ad-  
mission is Cash Only  
(Children 12 and under  
free)**

**Our 2023 Opportunity Quilt  
*Alaska***

**Pattern by Edyta Sitar of  
Laundry Basket Quilts**

**Top Sewn by Sandra New-  
comb**

**Quilted by Tracey Boss of  
Blossom Quilting**



# QUILTS

## Community Stitches: Designs & Stories

### Pasadena Museum of History presents Community Stitches: Quilt Designs & Stories

*Community Stitches* features more than 60 quilts representing over 180 years of quilt-making in America. Curated by **ARLENE STEVENS** and **LEAH ZIEBER** of the California Heritage Quilt Project, highlights include treasures from PMH's extensive textile collection along with select pieces on loan. Join us to discover hidden stories in these stitches of the past as we explore the complex history of quilts made by and for the Pasadena community. **THANK YOU TO OUR GENEROUS SPONSORS:** Paloheimo Foundation, Susan Stevens & Family, and PMH Textile Arts Council

PASADENA MUSEUM OF HISTORY | March 8 – September 10, 2023



Quilts have been a part of family and community groups since they became a staple in American households in the early 19<sup>th</sup> century. Quilters create beautiful and functional pieces that offer comfort and warmth, celebrate and honor individuals and groups, and commemorate significant occasions. With love, artistry, cooperation, and collaboration, quilters piece together our community's stories in this uniquely enveloping art form.

*Community Stitches* surveys the fabrics and sources for popular patterns and the tools and techniques used in quilt making. Inspired by unique designs or commercially printed patterns, the quilts in the exhibit demonstrate a diversity of workmanship, technique, and purpose that provides insight into the communities they represent by using quilt making as their foundation.

**CALENDAR OF EVENTS** A number of exhibition-related in-person and virtual programs will be offered throughout the exhibit. Visit [pasadenahistory.org](http://pasadenahistory.org) for up-to-date details.

**SPONSORSHIP OPPORTUNITIES** Programming and exhibition sponsorships are available. For details, contact Jeannette O'Malley: [jlomalley@pasadenahistory.org](mailto:jlomalley@pasadenahistory.org)

**PASADENA MUSEUM OF HISTORY** is located just north of bustling Old Pasadena on the former Fenyes Estate, highlighted by three architecturally significant historic buildings. The Museum and Research Library & Archives preserve and share the area's rich history, art, and culture

through year-round dynamic exhibits, tours, and programming for visitors of all ages. **PMH:** 470 West Walnut Street, Pasadena, CA 91103 | [pasadenahistory.org](http://pasadenahistory.org) **IMAGE:** Detail, Honey Bee Crazy Quilt, 1892; PMH Costume & Textile Collection; Photograph by Joanne Wilburn/Marilyn Woo.





**The Valley Quilt Guild** has a membership with a multitude of skills. Our goal is to have fun, learn new things, help our community with community service, and quilt, quilt, quilt!

**THE 2023 QUILT SHOW WILL BE ON MARCH 11-12 AT THE YUBA-SUTTER FAIRGROUNDS 442 FRANKLIN AVE, YUBA CITY, CA. SATURDAY 10-5, SUNDAY 10-4. ADMISSION IS \$8 AND PARKING IS FREE.**


**2023 Opportunity Quilt:**



*Stars and Stripes Forever*  
**by Quilt Artist, Cathy Evans**

"I joined Valley Quilt Guild in 2006. Started sewing with Mom when I was six years old. Making quilts since 2004. Started "Quilts by Cathy" quilting business in 2008."

**Valley Quilt Guild is gearing up for its 40th annual quilt show at the Yuba City fairgrounds on March 11 & 12, "LAND THAT I LOVE". It's a little different and we are pretty excited. We will be displaying around 200 red white and blue quilts, both on the floor and hanging from the ceiling. The back half of the show will be all the beautiful quilts of other colors. Also hanging from the ceiling will be our windsocks from the last 40 years of shows.**



**Our Avenue of Valor will have 32 quilts made by members to be presented to local veterans at the end of the show. We're hoping for a great turnout. The picture is this year's windsock ... almost ready to be made into a tube and hung.**







**FRI. MARCH 24, 2023** 10 am - 6pm • **SAT. MARCH 25, 2023** 10 am - 5pm

300+ Quilts • Wearable Art • Special Exhibits • Shopping • Opportunity Quilt • Makers Station



GUEST ARTIST  
**Joe Cunningham**



FEATURED ARTIST  
**Barb Strick**



San Francisco Quilters Guild is excited to announce their upcoming quilt show: **QUILT San Francisco 2023** Friday March 24th 10am to 6pm and Saturday March 25th 10 am to 5 pm at St Mary's Cathedral Event Center, 1111 Gough St, San Francisco.

More than 250 member-made quilts will be on display, plus special exhibits of work by guest artist Joe Cunningham, featured artist Barb Strick, and vintage 'Yellow' quilts from the Roderick Kiracofe Collection.

View wearable textile art, shop our vendor booths and have some hands-on fun at our Maker Station.

Tickets \$12 in Advance or \$15 at the door. Under 18 free. Go to [www.sfquiltersguild.org](http://www.sfquiltersguild.org) for tickets and information

**TICKETS**

**\$15** or **\$12** in advance  
ADMISSION GOOD FOR BOTH DAYS  
UNDER 18 FREE  
[www.sfquiltersguild.org](http://www.sfquiltersguild.org)

**The Event Center at  
St. Mary's Cathedral**

1111 Gough Street at Geary Blvd.  
San Francisco  
Muni #38, Parking available on site



## Opportunity Quilts and Guild Events



### Wildflower Key

- 1 Monkeyflower
- 2 Chinese Houses
- 3 Lupine
- 4 Shooting Star
- 5 Mariposa Lily
- 6 Bellardia
- 7 Indian Paintbrush
- 8 Hound's Tongue
- 9 Mt. Diablo Fairy Lantern
- 10 California Poppy

### Pollinator Key

- a Common Buckeye butterfly
- b Mourning Cloak butterfly
- c Anna's hummingbird
- d Bumblebee
- e Ladybug
- f Honeybee
- g Alypia Mariposa moth
- h Bat

## Mt Diablo: Pollinator Paradise

Guild of Quilters of  
Contra Costa County  
Sunday, April 16, 2023 at 3:30 pm

## NCQC Cover Quilt Spring 2023

Contact Guild of Quilters  
of Contra Costa County  
for ticket information and  
to learn more about the  
show.

**April 15 - 16,  
2023**

10 am to 4 pm  
Elks Lodge  
1475 Creekside Dr.  
Walnut Creek

<https://www.gqccc.org/2023-opp-quilt-tickets>

### MT DIABLO: POLLINATOR PARADISE

51"X 57" Mt. Diablo: Pollinator Paradise shows the glory of Mt. Diablo, highlighting the local flowers and pollinators in GQCCC's backyard. Using mostly hand-dyed gradient fabrics by Vicki Welsh, the 2023 Opportunity Quilt team created flower blocks using raw edge machine embroidery appliqué. Each member took a sketch of their flower, drawn by Valerie Sauban, and went to task to create their appliqué piece as true to life as possible, sometimes creating and recreating their block to get the perfect color hue and shade and shape to depict each flower radiantly. Once assembled, Jackie Seidell used free-motion machine quilting to complete the quilt.

The label of the quilt shows the quilt pattern with a key identifying each flower and pollinator.

Except for the bat (h) and the Alypia Mariposa moth (g), the pollinators in the quilt are located on flowers that they pollinate. Each pollinator, however, pollinates many different flowers.

The Save Mt. Diablo website states: "About 75 percent of all flowering plants rely on animal pollinators and over 200,000 species of animals act as pollinators. Of those, about 1,000 are hummingbirds, bats, and small mammals. The rest are insects such as beetles, bees, ants, wasps, butterflies, and moths."

Opportunity Quilt Chair :Valerie Sauban

Quilt Design: Valerie Sauban

Quilt Creation

Leslie Finta  
Ann Gimbel  
Cindy Greco  
Irma Lubbe  
Valerie Sauban  
Jackie Seidell  
Tammy Zanella

Free-Motion Machine Quilting

Jackie Seidell

Materials

Hand-dyed cotton fabrics

Techniques

Raw edge machine embroidery appliqué, machine quilting

Total Hours 422







**Members, Is your Event or Quilt show featured here or on our website?**

**We would love to hear from you or any member of one of our guilds. Email to [newsletter@ncqc.net](mailto:newsletter@ncqc.net) or send it to our webmaster.**

**See the links on the website [NCQC.net](http://NCQC.net)**

**We want to help you succeed in sharing the lofty high of quilting.**

**Last resort-reach me at [robertaburke@gotsky.com](mailto:robertaburke@gotsky.com)**

**Hi - This year's theme is "The Mad Hatter's Tea Party". Come One, Come All. Tickets go on sale March 15, 2023. Hats and Wonderland attire are encouraged.**



Our 2023 Opportunity Quilt *Bed of Roses* was made by Adele Ingraham of Benicia, CA. This Baltimore Album quilt includes both classic and original blocks. Adele was an expert in needle-turn appliques. It was custom quilted by Leisha Belau.

Roseville Quilters Guild

Color your world with Quilts  
**April 21-22nd 2023**

Roseville Sports Center, 1545 Pleasant Grove Blvd,  
Roseville; Friday 10-5, Saturday 10-4. \$8 admission,  
good for both days.

We will have Quilts, Boutique, Raffle Baskets, Opportunity Quilt drawing, and Vendors.

<https://rosevillequilters.org/>







Grapevine Quilters of Mendocino County  
Ruby's Garden Quilt May 3rd 2023



**What is Contemporary Quilting on Patchwork?  
How modern can quilting get....  
Next issue will feature a visit with [Cindy Needham](#) at her  
Meyers St. Studio in Chico, CA. Don't miss it.  
Better yet, click on one of her events and see for yourself.**



Come up to the beautiful Sierra foothills on May 6 and 7 for our annual "Springtime in the Pines" Quilt Show and see hundreds of amazing quilts of all styles, a Silent Auction, Country Store, Basket Raffle, vendors, and Quilters' Cafe. You will also have an opportunity to win the lovely quilt created by award winning quilter, Myrna Raglin, and visit with this year's talented featured quilter, Lorna Straka.

A one day pass is only \$10, but you can get a two day pass for \$15. In addition, we can offer special discounts to groups of 10 or more. The gates will open at 10am on both Saturday and Sunday.

Visit our website: [www.pinetreequiltguild.com](http://www.pinetreequiltguild.com)



Pine Tree Quilt Guild  
of Nevada County  
presents  
Springtime in the  
Pines  
Quilt Show  
2023

*Celebrating the  
Artist Within*



**May 6 - May 7**  
**Saturday & Sunday 10-4**

Nevada County Fairgrounds  
Grass Valley, CA

Admission: 1 Day \$10 2 Day \$15

**FREE PARKING**

*Featured Quilter*  
**Lorna Straka**

- Vendors
- Country Store
- Baskets
- Quilters' Café
- Silent Auction
- Special Exhibits

For more information go to:  
[www.PineTreeQuiltGuild.com](http://www.PineTreeQuiltGuild.com)

or email: [info@pinetreequiltguild.com](mailto:info@pinetreequiltguild.com)



Loomis Quilt & Fiber Guild  
2022-2023 Opportunity Quilt

*Main Street Log Cabin*

Original design by Judy Martin

Made by:

Kathy Beam

Bruce Cornelius

Catherine Kypta

Gail Palmer

Debbie Weikle

Quilted by: Bruce Cornelius



Loomis Quilt & Fiber Guild  
2023 Tea/Luncheon

*"Kaleidoscope of Color"*

**Saturday, April 29, 2023**

**Featured Speaker: Colleen Pelfrey**

**"Life With A Border Around It"**

**Maidu Community Center Reception Center**

**Roseville, CA**

**Tickets: \$45 Or \$320 For Table Of 8**





## NCQC January Meeting

Demo Divas

Roberta Burke (not shown)  
Colleen Pelfrey (left)  
Linda (middle)  
Jenny Lyon (bottom left)



Any member of a member guild, is welcomed at the Northern California Quilt Counsel Meetings. So come and see.



The 1800's quilt study group meets at the Fabric Garden Quilt Shop on the second Friday of the month. All come who are interested in quilts reflecting the 1800's like these two made by member Cathy Duley or any vintage design.





## CHQP is ALIVE and Moving Forward!

The California Heritage Quilt Project, a fully functioning non-profit, has started to document California's quilts of any age and style. Information will be entered into the Quilt Index ([www.quiltindex.org](http://www.quiltindex.org)), an international repository, where the public has access for personal or scholarly research. We currently have board members statewide, but we still need people with a variety of skill sets to further CHQP's efforts. For more information, contact us via the website ([www.chqp.org](http://www.chqp.org)) or [admin@chqp.org](mailto:admin@chqp.org). **Face Book @californiaheritagequiltproject** Spread the word!

### California Heritage Quilt Project Mission

- To seek out and record the history of California quilts and their makers/owners
- To foster conservation/preservation of the California quilt heritage
- To increase public awareness & appreciation of quilts
- To encourage the art of quilt making

### What has California Heritage Quilt Project (CHQP) done over the last 38 years?

1. CHQP was established in 1984, thousands of quilts were registered, many featured in the book "Ho, For California! Pioneer Women and Their Quilts" written by Jean Ray Laury and the CHQP and was first published in 1989. Records are currently archived at Los Angeles County Museum of Art.
2. In 1989, CHQP started doing Oral Histories of California quiltmakers, over 700 have been transcribed and donated to the University of Nebraska - Lincoln, for safe keeping, with a copy at UC Berkley – Bancroft Library (known for its oral history projects).
3. In 1996, The Commission for the California Sesquicentennial Celebration, asked CHQP to create a tribute quilt to California history. This magnificent quilt can be seen at the California Museum on permanent exhibit. Sixty-seven applique artists across CA, designed the 10 x 10 ft quilt and over 150 select quilters helped quilt it. It toured the state, from 1998-2000, where over 4 million people were able to see it. You can see it online at
4. [www.californiaheritagequiltproject.com](http://www.californiaheritagequiltproject.com) through the kiosk we maintain at the California Museum in Sacramento.
5. In the early 2000's, reaching a new generation was a priority of CHQP, a children's program was developed, and local guilds learned how they could help students "make history". Lesson plans were produced and sold to local guilds who offered to schools for 4<sup>th</sup> grade students to learn CA history and hand quilt on a quilt supplied by the local guild.

#### Board of Directors

President: Arlene Stevens – Jurupa Valley, CA  
Vice President: Rebecca Blosser – Banning, CA  
Secretary: Judy Block- Cathedral City, CA  
Treasurer: Leah Zieber, Temecula, CA  
Member at Large: Scarlette Rose– Anderson, CA  
Member at Large: Arlene Arnold – Colusa, CA  
Member at Large: Cheryl Johnson – Tehachapi, CA  
Member at Large: Patti Goodman - Encinitas, CA  
Member at Large: Michelle Hesse - Riverside, CA

#### Advisory Board

Advisory Board: Stephanie Kenney – Granite Bay, CA  
Advisory Board: Pat Masterson - Ventura, CA  
Advisory Board: Zena Thorpe – Chatsworth, CA  
Advisory Board: Claire McKarns - Encinitas, CA  
Advisory Board: Nancy Bavor – Los Altos, CA  
Advisory Board: Julie Silber – Berkley, CA

**Thank you to Scarlett Rose, Arlene Arnold, Stephanie Kenney, Nancy Bavor and Julie Silber for being the California Heritage Quilt Project board members from our region.**

### Scarlett Rose

5844 Deschutes Road  
Anderson, CA 96007  
(530) 365-1402 home or 530-945-2224 cell  
Please leave message – calls screened!  
[SRoseQlter@gmail.com](mailto:SRoseQlter@gmail.com)  
[www.scarlettrose.com](http://www.scarlettrose.com)

### Lecture(s):

- What is Modern? My Viewpoint
- Modern Celtic: Bias and Beyond
- Celtic Quilts Around the World
- A History of Celtic Quilting
- Scarlett's Celtic Quilt Journey
- Memories of My Grandmother
- Quilts + Genealogy = Family Stories
- Friendship Quilts – My Way
- Round Robin Quilts
- Quirky Quiltmaking
- My Life As A Quilt Artist
- A View From Both Sides – Competition and Judging

### Workshop(s):

- Bold Line hand embroidery
- Bias and Beyond – how to make bias tape by several methods
- Celtic & Raw Edge Applique – Elements Series
- Triple Celtic Crosses
- Celtic and Sashiko – embroidery/appliqué
- Follow the Wind – Foundation Piecing
- Patience Puzzle
- Lucky Four Patch
- San Kamon • Celtic Circuits
- My Hearts Desire
- Baskets Celtic Style Appliqué (by hand or machine)
- Celtic Rose Appliqué (by hand or machine)
- Celtic Star Appliqué (by hand or machine)
- Interlaced Crane





# FOLSOM HISTORY MUSEUM



The curated collection of 200 quilts, is the largest in the Sacramento region.

An archival record is made as the quilt is accessioned.

This quilt is hand-pieced and tied with a combination of pink and blue threads the ties are about two to three inches apart.

The "spoke" pieces of the dresden plate block differ throughout the quilt.

The centers of the quilt and the edge of the "plate" have a black thread running stitch.



Curator Ann Barrow is looking for volunteers to help with the collection. She is also looking for a regional quilt to feature in an upcoming event.

The Grandmother's Flower garden might have been done in the late Thirties also, based on the prints used. The quilt and the quilting are done by hand; all of the hexagon shaped pieces are quilted approximately 1/4 inch from the edges of each hexagon. The deep red centers are distinctive in this layout.





**Diane L Murtha**  
**Quilter, Fiber Artist, Instructor**  
**& Motivational Speaker**  
[www.dianeLmurtha.com](http://www.dianeLmurtha.com)  
[www.instagram.com/dianelmurtha](https://www.instagram.com/dianelmurtha)

**Marjan Kluepfel's latest class offering.**

<https://www.marjankluepfel.com/>

**Make 3D quilted fabric sculptures. Students will use all the usual sewing and quilting techniques, but instead of making a 2D (Art)quilt, they will learn how to make a 3D sculpture, see images below.**





## **Guild of Quilters Contra Costa County**

These are the upcoming events for GQCCC. We invite you to attend any of our events. Please check out our website for further details and to register.

3/4 Rachel Derstine - Artful Couching ZOOM Class

3/20 Sheila Frampton Cooper - ZOOM

4/15 - 4/16 Quilt Show

4/17 Sandra Daroza - In Person Lecture

5/15 Pixeladies - ZOOM Lecture

6/19 Games night

7/17 Deborah Boschert - ZOOM Lecture

8/12 & 8/26 Deborah Boschert - ZOOM Classes

8/21 Donation Sewing night

## **Pioneer Quilters Guild, Loomis, CA**

PQG PROGRAM DATES 2023

**MEETINGS 9a-12p at Shepherd of the Sierra Presbyterian Church, 5400 Barton Road, Loomis, CA 95650**

**Guests are welcome! Questions Call Alex Enneking: 916-214-5581**

**Mar 6- Sheila Collins, whimsical. Mar 7: Workshop: "Posies is the Sunshine"**

**April 3- Linda S. Schmidt - pictorial, landscapes, people, incorporating non-traditional materials**

**May 1 - Community Service**

**Jun 5 - Sandra Bruce "Writing on Quilts". Jun 6: Workshop: "Writing on Quilts"**

**Aug 7 - Ice Cream Social**

**Aug 28 - TBD**

**Oct - 2 - Marjan Kleupfel, Speaker**

**Nov 6 - Challenge reveal**

**Dec 4 - Holiday party**

**Hope to see you there!**



## **Colleen Voet "Changes for Pioneer and Foothill Guilds: Daytime Meetings."**

Two NCQC-member guilds in the greater Sacramento area, Pioneer (Rocklin) and Foothill (Auburn)

have changed their meeting times from evening to daytime beginning in early 2023.

In response to requests from members, both guilds independently did a survey of members and found overwhelming interest in daytime meetings. Before Covid, both had memberships of around 160-180 members. When they began meeting in person in 2022, each had maintained a membership of about 100-120. Members began commenting on their reluctance to drive to evening meetings, especially in the winter when weather could also be a factor. Subsequent surveys, culminating in votes, resulted in Pioneer electing to meet in the morning and Foothill meeting in the early afternoon.

Nevertheless, it was a difficult decision for the guilds' boards. Each had a handful of members who were still working and could not attend a daytime meeting. "It felt like we were kicking them out of the guild,"

said more than one board member. "Although we need younger members," said another, "the reality is that we just don't have them." In both guilds, most members are in their 70s, with the youngest being one or two in their 50s.

There is also concern about the ability of older members to do the work required to put on a quilt show, take Opportunity Quilts to other guilds, maintain a guild's storage unit, and sometimes move chairs or tables for an activity. It has required guilds to reconsider their fundraising efforts and recognize that they may need to find - or hire - other people to do some of the physical work.

In the meantime, however, most current members are happy that they didn't have to quit the guild because of night driving, and that their concerns were heard. Some former members are returning. Both guilds are getting new members, many of whom cite daytime meetings as a significant factor.

There is no doubt that this has become an important issue for many organizations, not just quilters<sup>55</sup> guilds. And there are no easy answers.





## **Colleen Pelfrey**

### *Joining the NCQC Board*

When I retired over 5 years ago, a couple things happened. I became more active in my quilt guild and I was encouraged to start presenting to quilt guilds. I didn't know much about either, but I found out pretty fast that NCQC was a huge help in both of my newfound endeavors. Through NCQC, I was able to connect with potential speakers and get a little bit of a feel for if they were a match to speak to my guild. It made the process of finding speakers easy. NCQC also helped me connect with guilds that might be looking for what I had to offer. Without NCQC, I wouldn't have had the opportunity to connect with so many

guilds, and do something that brings me much joy. A few months ago, I joined the board of NCQC. Sometimes it's a good thing to help out others as you have been helped. NCQC doesn't run by itself, it takes a dedicated group of volunteers. I'm just a member at large, still figuring out the big picture. Since becoming a member I've shared ideas, helped set up the New Quilts exhibit at PIQF, and helped present a demonstration program at the January NCQC meeting. I've also gotten to know some amazing, fun and talented people who are also on the board. Since I've joined, a couple people on the board have left, for various reasons. Being on the board isn't a lifetime commitment, but for NCQC to exist, there does have to be a board. Whether you are a teacher or a guild member, have you benefitted from NCQC? Is it perhaps time to give back? I'm both inviting and encouraging you to at least ask questions and see if joining the board is a way to contribute to this amazing quilting world. You are needed. And you might get to wear a tiara!

*Colleen*

<https://www.colleenpelfreyquilts.com/>

56

## **2023 NCQC Board**

**Director: Jeanne Brophy**

**Assistant Director/Facilities: April Sproule**

**Secretary: Linda Schmidt**

**Treasurer: Karren Lusignan**

**Calendar & Webmaster: Colleen Voet**

**Newsletter: [Roberta Burke](#)**

**Parliamentarian: Vicki Walter**

**Membership: Youngmin Lee**

**Meet the Teachers: Karren Lusignan**

**Teacher Youngmin Lee**



[Youngmin Lee](#) posts our social media NCQC [Instagram](#) and [Facebook](#).



## From Vicki Walter, Parliamentarian for NCQC

NCQC's board member Vicki Walter is a registered parliamentarian. A parliamentarian is trained and certified to help non-profits run efficient meetings and follow their rules. They also train board members in proper meeting procedure and also help groups amend their bylaws.



## End of Year "Housekeeping"—Updating your Governing Documents

If you're one of the fortunate guilds, you've been able to meet in person this year. You are also fortunate if it feels more normal for you. There's been nothing "normal" about the last few years.

How did your guild fare through it all? My guild came back quicker than most did. We didn't do a lot of virtual workshops, choosing instead to "tighten our belts" to offset a dismal profit selling tickets for our opportunity quilt. We also meet in a large enough space that we could easily socially distance.

This is a perfect time to reflect on how things went during lockdown. If you did them differently, how are the changes documented in your bylaws. While our guild is now meeting in person, we still use Zoom for board meetings and Saturday sew-alongs. Did you meet via Zoom when you couldn't meet in person? Did you continue conducting business? What worked? What didn't work? Have you documented any of this?

Dust off your bylaws and procedure manuals and check if they need to be updated based on meeting during a pandemic. Add the ability to meet online (board or general meetings) in case you ever have to do it again (you never know). Once the new year comes around, you'll have a fresh start.

This is reminding me....I have a bylaws committee I have to schedule to update our bylaws!

## California Heritage Quilt Project Returns-Asking for Volunteer Members



Arlene Stevens, Zena Thorpe, Rebecca Blosser, and Pat Masterson are Board Members attending Road to California

We are seeking interested people to be a part of reviving the California Heritage Quilt Project into a fully functioning non-profit whose mission is to document all California's quilts. Our ultimate goal is to have the previous projects, as well as current California quilts of any age, documented and enter them into the Quilt Index. We will also be developing ongoing and future goals. We are preparing for the annual April Board meeting via Zoom. We need people with a variety of skills to promote and further CHQP's efforts. Spread the word! For more information, contact us via the [www.chqp.org](http://www.chqp.org) or email [chqp.secretary@gmail.com](mailto:chqp.secretary@gmail.com).

### California Heritage Quilt Project Mission

- To seek out and record the history of California quilts and their makers/owners
- To foster conservation/preservation of the California quilt heritage
- To increase public awareness & appreciation of quilts
- To encourage the art of quilt making

What has California Heritage Quilt Project (CHQP) done over the last 38 years?

1. CHQP was established in 1984, thousands of quilts were registered, many featured in the book "Ho, For California! Pioneer Women and Their Quilts" by Jean Ray Laury, first published in 1989. Records are currently archived at Los Angeles County Museum of Art.
2. In 1989, CHQP started doing Oral Histories of California quiltmakers. Over 700 have been transcribed and donated to the International Quilt Museum in Lincoln, NE for safe keeping, with a copy at UC Berkeley - Bancroft Library (known for its oral history projects).
3. In 1996, The Commission for the California Sesquicentennial Celebration commemorating the 150th, asked CHQP to create a tribute quilt to California history. This magnificent quilt can be seen at the California Museum on permanent exhibit. Sixty-seven applique artists across CA, designed the 10 x 10 ft quilt and over 2000 quilters helped quilt it. It toured the state, from 1998-2000, where over 4 million people were able to see it. You can see it at [www.californiaheritagequiltproject.com](http://www.californiaheritagequiltproject.com) at the Kiosk we maintain at the CA Museum in Sacramento.

4. In the early 2000's, reaching a new generation was a priority of CHQP, a children's program was developed, and local guilds learned how they could help students "make history". Lesson plans were produced and sold to local guilds who offered to schools for 4th grade students to learn CA history and actually hand quilt on a quilt supplied by the local guild.

FaceBook @ [californiaheritagequiltproject](https://www.facebook.com/californiaheritagequiltproject)  
Check out our website! [www.chqp.org](http://www.chqp.org)