


# NCQC Quilting



Newsletter of the  
Northern California Quilt Council

Your [link to the Quilting Arts](#)  
Guilds  Quilt Education  Teachers

## *2022 Finish with a Flourish*

Note from Jeanne Brophy, the NCQC Director

Mark your Calendar for NCQC Events

***Creative Flourish***, April Sproule

***Beyond All That***, Jenny Lyon

Teachers of note with a Modern Flourish  
David Owen Hastings  
Mel Beach

Our New Board Secretary, Linda Schmidt

NCQC Connections from Colleen Voet and  
Youngmin Lee, Barbara Crawford, Jenny Lyon,  
Vicki Walter and Colleen Pelfrey

Vicki Walter, Parliamentarian Notes

***Serenity***, Oroville Piecemakers  
***Pineapple Threads***, Golden Valley Quilt Guild  
***Spring Awakening***, Pioneer Quilt Guild

Our Cover Quilt

***Blooming Brilliance***, is the Opportunity Quilt for  
the [Vallejo Piecemakers](#), pieced and quilted by  
their members. Tickets available for the Decem-  
ber 3rd drawing.

Please submit items for potential publication by  
January 5th to Editor, [Roberta Burke](#).





**Message from NCQC Director,  
Jeanne Brophy**  
*A Flourish for Change!*

As I draft this article, I have the holidays floating in my head with thoughts of turkey with all the trimmings, including homemade chiffon pumpkin pie (my mom's recipe) and of course decorating the house for Christmas to help lift the spirits of family and friends. Also, I am thinking about the end of the year and the beginning of 2023 with new and exciting thoughts of what this will bring. Like you, I am trying to get everything done with too many deadlines to mention. Oh well, there is always next year. As the year ends there are some changes to the NCQC Board that will become effective January 1, 2023. We have term limits and a couple of positions are available for those that are interested in serving on the NCQC Board. This will be my last newsletter article as the NCQC Director, and we are looking for someone to take on this position. We will have a new Treasurer; New Quilts chair and we need a Membership Chair. We are also looking for members to be on the Board to help NCQC be the best it can be. Board members are the workers of NCQC. It is easy to join the Board and since we have our meetings on Zoom, it doesn't matter where in Northern California you live. Go to [NCQC.net](http://NCQC.net). The application to become a Board member is under the drop-down menu titled Information, click on NCQC Board then scroll down to: [To Become a Member of the NCQC Board](#). It is that easy. You will find the responsibilities of the positions in the newsletter.



As I end this term of leadership and find my new place as a Board Member At-Large, I think back to all that we, as a Board, have accomplished. At the end of each day my husband, Jack, and I tell each other what we are thankful for and make the proclamation that it was a good day; for the most part, they are good days. Ending my term as Director I think back - it was a good term, thank you for helping me make it a good term.


This was also my last year as chair of New Quilts of Northern California. I have the photos of all the quilts that were entered in New Quilts available for viewing on a Google Drive that will be made available to NCQC members. It was a fun show and I got to meet many of the entrants. This is the fun part of New Quilts. In fact, if you enjoy entering your quilt in New Quilts, you may want to consider joining the New Quilts team for next year.

Keep on Quilting,

*Jeanne*



What's cookin' Easy Pie Crust <sup>9"</sup> Serves shell



Recipe from the kitchen of Sarah Betty

Sift together in pie pan:  
1½ c flour, 1t salt, ½ t sugar  
Mix in measuring cup until  
cloudy: ½ c oil & 2 T cold milk.  
Pour oil mixture over flour &  
mix with fork. Press crust into

place with fingers. Bake @ 400 for 12-15 min.  
(I use regular flour and have used a 10" pan)

I use a little less salt - 1/2 x per 10" pan  
over

## Celebrate with Flourishing Chiffon Pumpkin Pies (Makes 2 10" pies)

From Jeanne's Mom

Two -10" deep dish Chiffon unbaked pie shells

4 C Pumpkin Goop

1 ½ Cup sugar

1 tsp salt

2 tsp. ground cinnamon

1 tsp. ground ginger

½ tsp. ground cloves

4 large eggs (beaten),

2 cans evaporated milk

2-4 egg whites (whip all egg whites together until stiff before adding)



Mix all dry ingredients together and set aside. Add 4 eggs to pumpkin thoroughly mix, then add dry ingredients. Mix well. Slowly add evaporated milk and stir until blended. **Then to achieve the chiffon texture I add the whipped egg whites slowly to the mixture, being careful not to deflate whites.** Taste the mixture and if it is lacking something add a little Pumpkin Pie Spice.

**"The best part** of making the pumpkin pies is I have been making them with my son, Michael, for the past 30 years. He wants the pumpkin goop made from pumpkins. Therefore every year I buy the sugar pumpkins, he cleans them and then I bake them until they are "goop". The next day we put the pies together and actually, Michael does a better job of fluting the edges of the pie shells. We even did it during Covid. He dropped off my portion of the goop and we used one of the Zoom-like free online meeting rooms and made them." Jeanne

10" = 2¼ cup flour  
¾ tsp sugar  
¾ oil  
3T milk  
1½" salt

## Note About Board Openings from the NCQC Director, Jeanne Brophy

### Director:

The Director will preside over all general meetings, board meetings and any special meetings that are called.

The Director is chief executive officer of NCQC and will, subject to the approval of the Board, supervise the affairs of NCQC and the activities of the Board.

The Director will perform all duties as may be required by law, by the Articles of Incorporation, by these Bylaws, policies and procedures, or which may be prescribed from time to time by the Board.

### Membership Responsibilities:

The primary responsibility of the Membership Chair is to oversee the use of WildApricot Management Software to see that Guilds, Individual Members, and Teachers/Vendors receive automatic renewal notices.

Membership Chair assists in

- \* updating Contact Information (ie., email addresses, members included in "bundle")
- \* answering questions submitted by members thru "Contact Us" feature
- \* adding/deleting contacts manually
- \* maintaining dashboard/roster of members

In addition, this chair is invited to write a brief report for the quarterly NCQC newsletter and to attend Board meetings. Dues collection is handled by the NCQC Treasurer, either via PayPal or direct payment. I am excited to introduce Linda Schmidt as our newest member to the NCQC Board and our Secretary. I've personally known Linda for many years and she is a wonderful addition to our Board. Check out her article in this newsletter.

***"As we are expanding the board, we would love to work with you. We would like to have at least one more guild oriented individual, another teacher. So please email me or any of our board members to connect."***

[jeannebquiltz@gmail.com](mailto:jeannebquiltz@gmail.com)


**"A quilt is a thing of beauty and joy forever"**



**Mark your calendars for these upcoming NCQC events:**

**January 11th: Teacher Demos,  
April 12th: In-person Meet the Teachers, and  
July 12th: Zoom Meet the Teachers.**





**Freeform Mandala**

### *Creative Flowish*

**"As a mixed media textile artist who uses many diverse techniques in my work, it can be challenging to decide which methods to include in a piece of art.**

**Because I love adding in lots of embellishment with painting and stitching, it can be easy to overwork a piece. I try to settle on two or three ideas that will best represent my idea or support the theme for the finished product.**

**One of the most valuable lessons I have learned is when to stop; deciding when a piece is finished is a great skill to develop. If the piece is hand**

**embroidered, my tendency is to keep stitching on it only because I enjoy the process so much. I stitch for two to three hours every evening, and if I don't have something else to pick up and start, I'll stitch a piece until it can't possibly hold one more stitch.**

**One way I've learned to overcome this tendency is to work in a series and have another piece cut out and ready to go. More is not always better, as**



**Boro Mending**

**it can overwhelm the maker as well as the viewer of an art piece. I am still learning this lesson, but so far it has been a significant help."**

**April Sproule, Artist & Educator**  
<https://sproulestudios.com/>  
<https://sproulestudios.com/blogs/news>






Jenny Lyon, Artist and Teacher

*Beyond All That*







*Beyond All That* is all about the contrast of the “flourish” with the concept of ending strong after a battle. This quilt was in the making for 2 years. Shortly after I started it, the lockdowns came. It languished, then I’d pick it up and work on it, languish, work, languish, work... It started out as a “pretty” quilt; yet in my heart, there was an underlying message: persevere, break through, look for what is beyond all that hinders me now. Perspective is the hardest thing. Most pain comes to an end. There IS something beyond the pain. Look for it!

I showed this quilt to a friend as it was in the making. At that point, it was a “pretty” quilt in my mind, with a subtle underlying message. She saw Covid in it. I was dumbfounded. Covid? In my pretty quilt? That’s when my message became clear. This is about getting beyond Covid, beyond that which hinders, moving forward, seeking that which is beyond the pain and difficulty, persevering and looking “beyond all that”.

[Jenny Lyon](#)

Jenny Lyon, Teacher and Artist <https://quiltskipper.com/>





Modern Quilt Artists Teach  
as featured at the  
*Pacific International  
Quilt Festival*

## David Owen Hastings

"In my art studio, I create  
richly-layered contemporary  
art pieces."

David's [Zoom classes](#) or  
Workshop upcoming with  
[Wooden Gate Quilts](#)



**Mel Beach**  
Check her calendar at  
<https://melbeachquilts.com/>  
Mark Making & Mandala Magic  
at [Empty Spools Seminar 2023](#)



## MEET NEW NCQC BOARD SECRETARY LINDA SCHMIDT

I come from a long line of quilting women and started my first quilting project when I was eight years old. I have made almost all of my own clothing since I was twelve and have made hundreds of quilts and garments since then, having won over 300 ribbons from local, national and international quilting exhibitions.

I teach quilting nationally and internationally, do trunk shows with both quilts and garments, am now retired from the City of Dublin after 26 years of working there half time. During the other half time, I cleaned, reupholstered and refinished furniture, made dolls and clothing, cooked, quilted, traveled, read voraciously, and made music. I was a member of the Alameda County Art Commission for six years and Chairman of it for two years. I am a musician, a composer, an active member of Amador Valley Quilters, IQA, and AQS, and was a founding member of the Network for Wearable Art.

I teach online quilting classes at [www.AcademyofQuilting.com](http://www.AcademyofQuilting.com), and in my spare time, I write bad poetry, play the

flute, piano and guitar, read and take 4 Zumba classes per week. I had three children; one of whom died in 2017, one who lives nearby with his wife and 2 children, and one we just got married off in Lake Tahoe (praises be!).

The bottom line is that there is nothing I like better than to talk to people about quilting, unless it is making quilts and wearable art and jewelry. I have an eclectic taste in quilts and quilters, an insatiably inquiring mind and a sincere desire to help others learn what they need to know in order to do what needs to be done. **Linda Schmidt**



**Your next issue of the NCQC newsletter will celebrate "Starting from Scraps" as a theme.**

*Please share how you as an educator, or quilting enthusiast, unite small bits and pieces, or rescued discards.*

*I would love to hear from you.*

Roberta Burke, Editor: [newsletter@ncqc.net](mailto:newsletter@ncqc.net)

*Preview this article written for you from our new board member, Linda Schmidt...*

Excerpt from **Seven Boxes of Scraps** by Linda Schmidt

I save my scraps. All of them, no matter what size, no matter what type of fabric (I also make garments, so there is a wide variety in my stash). I grew up in Minnesota, which tends to produce thrifty (cheap) people; as in, we don't throw anything away if there is a potential future use for it. Not that I hoard things, it is just that I have found uses for even the tiniest scraps, such as in this heart block:



*"Read her full article in our next edition."*

Contact Linda at  
Linda S. Schmidt  
2003 Teacher of the Year  
Fiber Artist

[www.ShortAttentionSpan-Quilting.com](http://www.ShortAttentionSpan-Quilting.com)

[shortattn@comcast.net](mailto:shortattn@comcast.net)





Quilt by Artist, Ashley Coffey  
***Serenity***

## ***Serenity***


---

Oroville Piecemakers  
December 8

***Serenity***, the 2022 Opportunity Quilt is a whole cloth quilt with free-motion designed quilting by Ashley Coffey, owner of [Pieces of Love Quilt Shop](https://www.piecesoflovequiltshop.com) in Oroville.

Contact Oroville Piecemakers for ticket information and to learn more about the show.

<https://www.orovertime.com>







Golden Valley Quilt Guild  
2022 Opportunity Quilt  
***Pineapple Threads***

Raffle tickets are available.  
The drawing will be held at a  
December 10th, 2022 luncheon.

If you're interested in purchasing tickets,  
contact Martha Hess at  
[opportunityquilttickets@goldenvalleyquilt-guild.org](mailto:opportunityquilttickets@goldenvalleyquilt-guild.org)



# The 2022 Opportunity Quilt- “Spring Awakening”

Pioneer Quilt Guild

Opportunity Quilt

Drawing December 6, 2022



“Even the bleakest winters still end with joy upon the arrival of Spring.”

This bright and joyful quilt was adapted from the pattern, “Halo Star” by Sue Garman. The quilt was designed as the 2017 Block of the Month for that year’s quilt show. The bright color palette was adopted in our interpretation that included a variation for the last border. It was a work of love that took three years to complete. Upon its completion, the quilt’s bright color shouted Spring. It was skillfully pieced by Pat Callahan. The enchanting and artistic quilting was done by Beth Handy. The quilt is queen size measuring 85” x 85”.

## Ticket Purchase Information:

- Contact: Marilyn Spiegel (ways & means chair) at [m Spiegel@yahoo.com](mailto:m Spiegel@yahoo.com)
- Ticket Prices:
  - \$1 per ticket
  - \$5 for 6 tickets
  - \$10 for 15
  - \$15 for 25
  - \$20 for 40





## From Colleen Voet, NCQC Webmaster: Three Guilds Partner with Element3 Health for Passive Fundraising Program

### How to get Started with Element3 Health

1. Designate a Coordinator: this person will be the one to register your guild, publicize the program, help members (if necessary) sign up and/or record their activities, troubleshoot any problems (like missing records or bad email addresses), and send the monthly link to members for reporting their activities.
2. Go to [e3hfun.com/club](https://e3hfun.com/club) to register your guild.
3. Publicize it to the guild, looking for members who have United Healthcare as their Medicare Supplement or Medicare Advantage Plan.
4. Members register with Element3Health (they'll have a specific link for your guild)
5. When approved, they list their activities, up to 10/month. This is a simple process. Each month we send a link to the members, and they enter name, email address, and number of days that month they participated in a quilting activity.  
  
Activities include:
  - Quilting on your own
  - Quilting in a group
  - Attending guild meetings
  - Social gatherings with other guild members
6. Element3 gets reimbursement from the health plan and sends a check to the Guild.
7. With the first receipts, the member is reimbursed for their annual dues. All receipts past that amount are a donation to the guild to help us continue to provide activities for our members.

*Colleen Voet  
Roseville, Pioneer, and  
Foothill Quilters Guilds*

**As the Northern California Quilt Council met in January to discuss fundraising options for the new year, my three guilds were passively earning money for just doing what they do best - supporting their members in quilting!**

**The Roseville Quilters Guild, Pioneer Quilters Guild and Foothill Quilters Guild signed up with Element3 Health to engage in a "passive fundraising opportunity" through Element3 Health's partnership with UnitedHealthcare. That means we don't have to do a whole lot to make money - always a good thing.**

**If you've heard of Silver Sneakers, this is a similar kind of company. With Silver Sneakers, some Medicare supplement plans pay for gym memberships. Element3 Health is a company that is dedicated to helping older adults stay physically, socially and mentally healthy. It knows that activities like quilting, especially in a social setting like a guild, will do that.**

**It may sound too good to be true, but it is straight-forward. Any activity related to quilting can be reimbursed. This means guilds can receive extra money whenever their members engage in activities such as quilting in a group or alone at home, attending organized or informal meetings (in person or on Zoom), going to a quilt show...\$1 for each activity, up to 10 a month.**

**As an example, Roseville has six guild members who are eligible to participate in Element3 Health's fundraising opportunity. If these six each participate in 10 activities a month, their dues are reimbursed, and then the guild will make almost \$500 in a year. After two years of pandemic-related disruption, the extra money could be very helpful to all of us.**

**UnitedHealthcare is the first company that has committed to paying for participation in quilting activities for those members who have UnitedHealthcare as their Medicare supplement or Medicare Advantage plan. Element3 is working with other plans and hopes to add them in the future.**

**"Our goal is to support clubs and keep people healthy, happy and engaged," Spencer Morgan, the founder of Element3 Health told me. "These activities are good for the health of their members. And health plans know that there is a lot of competition for membership. When they hear that their members want a certain benefit, it encourages them to adopt this same model, which in turn will help clubs earn more money." It's not hard to get started. I've been pleasantly surprised how easy it is to manage the benefit for my 3 guilds. They've come up with an easy way to do the record-keeping through a link they send to participating members. And I've posted a couple of articles on NCQ's website that I think can help. Go to <https://ncqc.net/guild-fundraisers> and scroll down to "downloads." Element3 also has materials that may be useful.**

**Give it a try!**

**NCQC Website has down-  
load info on guild fundraising.  
Connect with us. <https://ncqc.net/guild-fundraisers>**



## 2022 NCQC Board

Director: Jeanne Brophy

Assistant Director/Facilities: April Sproule

Secretary: Linda Schmidt

Treasurer: Karren Lusignan

Calendar & Webmaster: Colleen Voet

Newsletter: [Roberta Burke](#)

Parliamentarian: Vicki Walter

Membership: Barbara Crawford

Meet the Teachers: Karren Lusignan

New Quilts: Jeanne Brophy

Members At Large: Rochelle Rosales, Jenny Lyon,  
Youngmin Lee, Past Director Sherry Werum,  
Mel Beach



Teacher Youngmin Lee shares posts.  
[Youngmin Lee](#) posts our social media NCQC  
[Instagram](#) and [Facebook](#).

### Move forward with NCQC...Membership, Barbara Crawford

NCQC has had a chance, like Guilds, to improve our computer skills: Participating in ZOOM meetings, updating our contact database to Wild Apricot to simplify contact and service to members, the ability to screen-share PowerPoint presentations, and offering JumpStart panels to discuss "outside the box" thinking for raising funds to support Guild programs.

Meet The Teachers is a vital service of NCQC and we have been able to continue to connect Program Chairs for guilds with prospective lecturers and workshop teachers who offer in-person and/or virtual formats.

Quilters are creative thinkers. Like solving a quilt design dilemma, we've used our problem solving passion to create positive solutions during this pandemic. We've sought peace in a chaotic time. Now it's time to PIECE!

### "A Refresh: Scroll our [Website](#)," from NCQC's Webmaster, Colleen Voet

If you haven't had a chance to look at NCQC's new website, please take a few minutes to do so. We think you'll find it easy to navigate and to find what you're looking for.

Under membership, we have pages for each of our types of members - guilds, teachers, longarm quilters, vendors, etc.—plus some extras:

- On the bottom of the Guild page is a calendar that shows when all our guilds are scheduled to meet (once we start meeting again). This might help you coordinate speakers and teachers to share between guilds. Almost all our guilds have a contact person who might be helpful when trying to schedule opportunity quilt visits or other communication between guilds. There's also a form where you can tell us of any changes to your guild leadership and who would like to get our notices.
- On the bottom of the Teachers page are documents for many of them that give more detailed information about their offerings. This information has been taken mostly from submissions for Meet the Teachers meetings. We plan to add pages for more teachers as we can.

Under Events, each of our major activities has its own page. The Meet the Teachers page has a master list of all the teachers we had on our rolls as of the last MTT event, and there is a separate list of those teachers who offer lectures and classes via Zoom.

We show opportunity quilts for our member guilds, although right now of all our member guilds, only 13 are sharing their quilts. They are lovely, and we'd love to have more! There's a form at the top of the Opportunity Quilts page to make submission of your quilt's picture easy.

Be sure to check out the Information tab - there is some good stuff there. Specific questions are addressed, and we've archived old newsletters.

And for quick access, click the banner across the top - it'll tell you what's coming up and get you there quickly.

As always, if you have any questions or suggestions for improvement, don't hesitate to let us know!





## From Vicki Walter, Parliamentarian for NCQC

NCQC's board member Vicki Walter is a registered parliamentarian. A parliamentarian is trained and certified to help nonprofits run efficient meetings and follow their rules. They also train board members in proper meeting procedure and also help groups amend their bylaws.



### End of Year “Housekeeping”—Updating your Governing Documents

If you're one of the fortunate guilds, you've been able to meet in person this year. You are also fortunate if it feels more normal for you. There's been nothing “normal” about the last few years.

How did your guild fare through it all? My guild came back quicker than most did. We didn't do a lot of virtual workshops, choosing instead to “tighten our belts” to offset a dismal profit selling tickets for our opportunity quilt. We also meet in a large enough space that we could easily socially distance.

This is a perfect time to reflect on how things went during lockdown. If you did them differently, how are the changes documented in your bylaws. While our guild is now meeting in person, we still use Zoom for board meetings and Saturday sew-alongs. Did you meet via Zoom when you couldn't meet in person? Did you continue conducting business? What worked? What didn't work? Have you documented any of this?

Dust off your bylaws and procedure manuals and check if they need to be updated based on meeting during a pandemic.

***Add the ability to meet online*** (board or general meetings) in case you ever have to do it again (you never know). Once the new year comes around, you'll have a fresh start.

This is reminding me....I have a bylaws committee I have to schedule to update our bylaws!

Vicki Walter  
Professional Registered Parliamentarian

If you have any questions about minutes or anything else about meetings, please contact me!



# California Heritage Quilt Project Returns-Asking for Volunteer Members



Arlene Stevens, Zena Thorpe, Rebecca Blosser, and Pat Masterson are Board Members attending Road to California

We are seeking interested people to be a part of reviving the California Heritage Quilt Project into a fully functioning non-profit whose mission is to document all California's quilts. Our ultimate goal is to have the previous projects, as well as current California quilts of any age, documented and enter them into the Quilt Index. We will also be developing ongoing and future goals. We are preparing for the annual April Board meeting via Zoom. We need people with a variety of skills to promote and further CHQP's efforts. Spread the word! For more information, contact us via the [www.chqp.org](http://www.chqp.org) or email [chqp.secretary@gmail.com](mailto:chqp.secretary@gmail.com).

## California Heritage Quilt Project Mission

- To seek out and record the history of California quilts and their makers/owners
- To foster conservation/preservation of the California quilt heritage
- To increase public awareness & appreciation of quilts
- To encourage the art of quilt making

## What has California Heritage Quilt Project (CHQP) done over the last 38 years?

1. CHQP was established in 1984, thousands of quilts were registered, many featured in the book "Ho, For California! Pioneer Women and Their Quilts" by Jean Ray Laury, first published in 1989. Records are currently archived at Los Angeles County Museum of Art.
2. In 1989, CHQP started doing Oral Histories of California quiltmakers. Over 700 have been transcribed and donated to the International Quilt Museum in Lincoln, NE for safe keeping, with a copy at UC Berkeley - Bancroft Library (known for its oral history projects).
3. In 1996, The Commission for the California Sesquicentennial Celebration commemorating the 150th, asked CHQP to create a tribute quilt to California history. This magnificent quilt can be seen at the California Museum on permanent exhibit. Sixty-seven applique artists across CA, designed the 10 x 10 ft quilt and over 2000 quilters helped quilt it. It toured the state, from 1998-2000, where over 4 million people were able to see it. You can see it at [www.californiaheritagequiltproject.com](http://www.californiaheritagequiltproject.com) at the Kiosk we maintain at the CA Museum in Sacramento.
4. In the early 2000's, reaching a new generation was a priority of CHQP, a children's program was developed, and local guilds learned how they could help students "make history". Lesson plans were produced and sold to local guilds who offered to schools for 4th grade students to learn CA history and actually hand quilt or a quilt supplied by the local guild.

FaceBook @ [californiaheritagequiltproject](https://www.facebook.com/californiaheritagequiltproject)  
Check out our website! [www.chqp.org](http://www.chqp.org)



## Colleen Pelfrey, New NCQC Board member, from The Yuba-Sutter Valley Quilt Guild, Yuba City, Sharing Stellar Success (replay)

Like most quilt guilds this year, my guild has had to rethink our fundraising. Our show was cancelled as we were setting up in March of 2020, and now again this year. In order to continue to fund the needs of community service and to continue having educational speakers (albeit virtual) we needed to rethink our fundraising. I was asked to share how we successfully tweaked our opportunity quilt marketing this year. We still started with an awesome quilt, but approached marketing a little differently. First off, we encouraged members to sell more than their expected \$20 worth of tickets. We encouraged the use of social media for those who could. I am among those who usually buy my own tickets and call it good. Not this year. It's important to lead by example, and so far I have sold \$300 worth of tickets. One of our members sold \$1,000 worth ... I believe she asked everyone she's ever known and everyone she works with. I used Facebook to advertise (that's legal ... you just can't sell online). Early on I made and donated a lot of masks to both organizations and individuals. I didn't want to be paid, but I didn't mind asking if they would like to buy opportunity tickets. As a little motivation, I let members know that for every \$20 of tickets sold beyond the first \$20, they would receive a raffle ticket to win one of my son's handcrafted hardwood quilt racks. If you can get a handful of members to go above and beyond, it can add up fast. And we had at least a handful. If you can get a lot of members to just sell one additional set of tickets, that adds up too.

We tried marketing to other guilds virtually, but didn't find that real successful. So we thought outside the box. Several local quilt shops let us market at their stores. Every little bit helped, but when we really got outside the box, we did even better. Some of our members have a connection with a busy roadside farmhouse on highway 99. We set up outside so everyone passing by could see, and sold a lot of tickets. Surprisingly, the best day of sales we had was at a gym (during those weeks when people were allowed to go). One of our members was also a gym member. She asked and they said yes. We ran out of tickets and had to scramble to get more to the location so we could sell them. I'm hopeful that by the drawing in March we will clear \$6,000 to \$7,000 in sales. We are well on our way.

My advice ... lead by example, be creative in motivating your members, look for resources within your group with connections to possible "outside the box" places to market your quilt, and let people know how much you appreciate their efforts. A little acknowledgement goes a long way.

### [Colleen Pelfrey](#)

Yuba-Sutter Valley Quilt Guild President

*Colleen Pelfrey is an NCQC Quilt Teacher. Please click her name to learn more about her. Thank you Colleen for letting us in on this great achievement. Members with info to share, can contact us at the NCQC website.*

