





Delta Quilters Guild Opportunity Quilt, "Old Red"



Quilting Keynotes

Your [link](#) to the Quilting Arts

Guilds  Quilt Education  Teachers

2021 Volume 17 Issue 3

Meet the Teachers, July 14, 10 AM Wednesday

Note from Jeanne Brophy, the NCQC Director

"Hybrid Guild Meetings", Colleen Voet, Webmaster NCQC

"Focus on Fiber," April Sproule, a virtual quilt show.

Delta Quilters Quilt Show-In person

Jenny Lyon, "You can Free Motion Quilt"

See April Sproule online for the San Francisco School of Needlearts

Mel Beach, Sew Mel, "Sign her up" with a MadLib idea

Youngmin Lee, "Get connected with NCQC-Social Network!"

New Quilts of Northern California Admission Application

Amador Valley Quilters fabric sale, and notes from the board.

Save the Dates: July 14th, Meet the Teachers

The Cover Quilt is the Opportunity Quilt for the [Delta Quilters Guild](#). Follow the links to contact the [Roseville Quilters Guild](#), the [Valley Heritage Quilt Guild of King City](#) and [Sierra Quilt Guild of Tuolumne County](#) about a chance to make a donation.

Please submit items for potential publication by August 23rd to Editor, Robertaburke@gotsky.com.



Quilt Block Banner from Dear Jane Blocks of Teacher, Laura Fraga.

NCQC PRESENTS OUR VIRTUAL MEET THE TEACHERS

WEDNESDAY July 14TH 10AM-NOON

CHECK THE NCQC WEBSITE TO MAKE SURE YOUR GUILD'S DUES ARE PAID. THEN, REGISTER IN ADVANCE WITH THIS [LINK](#) ANY MEMBER OF AN NCQC GUILD IS WELCOME. OUR TEACHERS/PRESENTERS ARE:

Anelie Belden	Laura Fraga	Rami Kim	Karen Brow-Meier
Patricia Belyea	Candy Grisham	Pattie Klimek	Ann Shaw
Katsy Chappell	Pam Hadfield	Kevin Kosbab	Carole Lyles Shaw
Tina Curran	Jane Haworth	Joy Lily	Linda Sullivan
Mary Tabar	Jean Impey	Linda Schmidt	Liberty Worth
	Vicki L Johnson		


**Laura Fraga,
Artist**



**Pattie
Klimek,
Artist**



**Kevin Kosbab,
Artist**



**Karen Brow-Meier,
Artist**



Letter from the NCQC Director, Jeanne Brophy

Summer is here and the state is opening up to in person quilt shows, including PIQF! It's so exciting to be able to see like-minded people that share our love of quilting. Below are two of the in-person activities around us.

Check out the Amador Valley Quilters' "Sale Extravaganza" over 10,000 yards of fabric held on two weekends - July 16 - 17 and July 30 - 31. Held in Castro Valley.

Delta Quilters' quilt show will be held on August 21 - 22 in Brentwood.

New Quilts of Northern California will have their display at PIQF, so make sure you register your quilt. The forms can be found on the NCQC website. The deadline to have the forms returned is August 9, 2021. Just a reminder that you must save your entry. Then send me your saved entry or the form will be blank when I get it.

I'm looking for volunteers to help me with the New Quilts of Northern California display. I need a few people to help set up and take down our display. It's always a lot of fun to see the beautiful quilts. We will bring the quilts to PIQF on Oct. 12 at 1 pm and then we will be breaking it down on Sunday at 4 pm as the show closes.

I am recovering from a planned back surgery that was very successful and just 5 days later I had emergency surgery that was pretty scary. What I learned from this experience is to listen to your body because it will tell you when something is wrong. It's much like quilting. You know when something just doesn't work right. If you don't know what it is, ask someone you respect to help you with it. We all need help every once in a while, don't be shy about it, get help and learn.

Meet The Teachers on July 14th, how exciting. Some of our guilds are opening up to in-person classes, while others are still doing Zoom classes. I love taking classes and learning new tips and tricks and I am torn about which I like best. Seeing someone in person is always nice and sewing next to your friend - but what about not needing to share the cutting table and iron, now that's a positive. You make up your mind and try whichever is offered to you and learn something new this summer.

Happy Stitching
Jeanne



From Our Webmaster, Board Member, Colleen Voet

Hybrid Guild Meetings

As vaccination rates increase and the economy starts to open up, many guilds are considering meeting again in person. Some would also like to “Zoom” their meetings for those who either don’t feel comfortable attending, or who can’t because of their geographic distance. We call those “hybrid” meetings.

We’re hoping to provide some guidance here about how to manage a Hybrid meeting.

This is a very new idea and this is not a definitive document. It’s based on discussion with a guild in Ohio who started hybrid meetings in February, and experience with two hybrid meetings I did with Roseville Quilters Guild in April and May. We considered those meetings to be moderately successful. Nothing was entirely smooth, and we learned from each one we had.

There are two audiences you need to consider, the live audience and the Zoom attendees. Here’s what you need to get you started:

First, you need to have WiFi - or a hotspot - to start and maintain your Zoom call. You will need to have two, or preferably three, devices in the room connected to the Zoom call. We had two laptops and an iPad. One laptop controls the Zoom call: monitoring people who join the call (people often get kicked off and need to re-connect), Spotlighting the speakers, muting Zoom attendees, sharing a screen if you have any Show and Tell (or other presentations) by Power Point, recording the meeting (if you do) and whatever else needs to be done in the Zoom

portion.

The second laptop needs to be stationed at the front of the room where the President and any other speaker can talk into it. We needed a microphone so the live attendees could hear, but the Zoom call will not pick up voices from the microphone, no matter how loud it is. This is a key issue: all the speakers must speak directly into the laptop for Zoom attendees to hear. (That was probably the hardest part to get right. People tend to want to talk from where they’re standing; they often move or wander around; shorter speakers can’t see over the top of the laptop so they try to move to the side; some don’t like seeing themselves on the computer screen so they try to avoid it; they don’t listen, or forget what they were told; they think the microphone is enough. We needed frequent reminders or everything that was not said directly into the laptop was lost to the Zoom attendees.) The third device, an iPad, is optional but especially useful. We started out using it facing the live audience so the Zoom attendees could see and feel a

part of them. But the church had distanced both rows and seats so the iPad only captured a few members of the audience, and a lot of spaces. We found it particularly useful at our second meeting, however, during Show and Tell. We stationed a person with the iPad, using the reversed camera, sitting in the first row focusing on Show and Tell items, and we Spotlighted it. So Show and Tell worked well for Zoom attendees and didn’t disrupt the live meeting at all. We did need to turn off the audio so it didn’t cause feedback if it got too close to the President’s laptop (Zoom doesn’t like 2 devices near each other).

The other item that’s very useful is a projector. Many churches - and hopefully other meeting places - have projectors and are willing to let you use them, as ours did. We were able to project the Spotlighted speakers as well as Show and Tell items onto the large screens at the front of the church. Live attendees also enjoyed seeing Show and Tell on the screens; they often got better views than they had from their seats. In between, they could see the Gallery View of Zoom participants. If your meeting place doesn’t have a projector, you can purchase one for around \$60-70 on Amazon. If you don’t have a screen, you can likely make one using a quilt rack - although the “screen” needs to be opaque (design wall flannel is not dense enough) and as smooth as possible for good projection. You can also buy screens on Amazon - a 6’ x 10’ screen is about \$30. You’d also need some kind of stand if you can’t attach it to a wall with Command strips.

So – WiFi, 2 laptops, 1 iPad, 1 projector, 1 screen. What would we do without the technology? A Hybrid meeting isn’t as smooth or flawless as I’m sure all our regular guild meetings are, but we’ve found that even with all the glitches, our Zoom attendees appreciated our efforts. We keep learning and making improvements.

And here’s an update: After our last meeting, we briefly tested one more idea that looks promising. We use a microphone and speaker system for our regular meetings. We set a laptop right in front of one of the speakers, hoping it would pick up the sound from the microphone system that would be captured for the Zoom attendees. We thought we could use the iPad, sitting in the first row center, to capture the meeting. Unfortunately, with the chaos of everyone packing up and leaving, we weren’t able to test it well but if it works, it would solve the “everyone needs to talk into the computer” problem.

We all want to encourage as many members as possible to attend and to feel connected to the guilds. A Hybrid meeting is one way to do that.

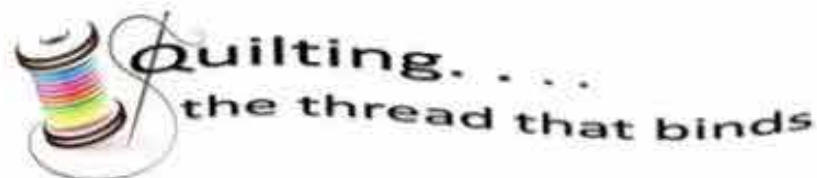


Delta Quilters Guild- An In-person Quilt Show August 21-22 at Brentwood Community Center

"Kaleidoscope" Drawing Based on pattern by Becky Goldsmith; Pieced by Gail Ghiozzi, Quilted by Diane Schweikert

Cover Quilt "Old Red" Based on pattern by Laura Heine; Pieced by Julie Bretz, Sally Brown, Bobbie Whitlock, and Judie Yates; Quilted by Sally Brown

Thank you to Lucy Meis for sharing her guild's news with us



2021 Quilt Show

August 21 & August 22

Brentwood Community Center 35 Oak Street, Brentwood

\$10 entry Good for both days *under 8 & over 80 free*


Stroll through Farmers' Market downtown Brentwood (*Saturday morning*)

Enjoy lunch & shopping specials offered by Downtown Brentwood merchants

with your admissions wristband!

Enjoy the special exhibit of quilts with stories that bring life to the 2021 Quilt Show Theme *"Quilting...the thread that binds"*

JENNY K. LYON



Jenny's message
**... "YOU CAN
Free motion
quilt."**

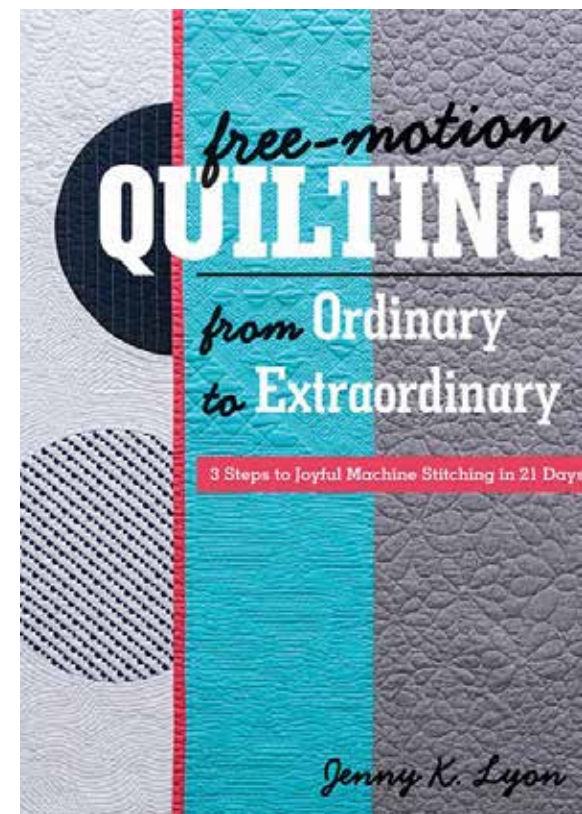
Everyone who wants to can!!
And while we're at it, let's make
it fun.

I want students to "plactice",
that is, let play meet practice.

Figure out what is fun for you
and "plactice" that. I have
several great suggestions
in my book.

Contact her at:

jenny@quiltskipper.com
<https://quiltskipper.com/>



Jenny is a teacher/board member of NCQC. She has been a
working member of Folsom Quilt Guild for many years.

Jenny provides a non-threatening place to safely be guided
to a flowing free-motion style that is comfortable for you and
complementary to your projects.

See her on the Quilt Show [https://www.youtube.com/
watch?v=Fj2Wj8RUMgE](https://www.youtube.com/watch?v=Fj2Wj8RUMgE)





San Francisco School of
NEEDLEWORK & DESIGN



NCQC is thrilled that April Sproule as one of our new NCQC Board members. She is dedicated to the textile arts, exploring mixed media with a flair for innovation.

<https://sproulestudios.com/>

Hand Stitching is a distinctive way to personalize your quilting arts. Some of her virtual classes are presented now through America's own San Francisco School of Needlework & Design.

<https://sfneedleworkanddesign.org/april-sroule/>

April Sproule was featured in an episode of Alex Anderson and Ricky Tim's The Quilt Show segment. The link is

<https://www.youtube.com/watch?v=-1a5xxOczxE>

Sew Mel,

Do you have some Pro Tips to expedite the Program Booking/Contract Process?



Cheers to all the program/workshop chair volunteers who work hard to schedule exciting lectures and workshops for their membership. In prepara-

tion for the July Meet the Teachers program, here are a few pro tips to help you expedite the booking/contract process, so you can spend more time on your sewing machines than exchanging back-and-forth emails on your computer!!

Attend the July 14th Meet the Teachers Program. Take notes on the presentations. Invite a few members from your committee/guild to attend so you can compare notes afterwards.

Use the MAD LIBS letter as a template for reaching out to teachers/presenters as it covers a lot of the essential information needed by a teacher before contracts can be signed.

Visit the teacher's website to confirm pricing, availability, program offerings, and policies with regards to programs/contracts.

Revisit your guild's contract to make sure it is current and communicates everything your guild will need for hosting lectures/workshops. Ask for supplemental information at time of contract including artist bio/photo, workshop supply list and sample photos, a signed W-9 form for your Treasurer, and logistical info re: travel/lodging/meals. This will save you time and energy on tracking it down later. Don't forget to send copies once all parties have signed the contract(s).

Include your name, guild's name, and contact info whenever you communicate with teachers. There are quite a few guilds with very similar names and abbreviations.

I hope this checklist helps you plan and prepare for an exciting year of guild programming ahead!!

Mel Beach, NCQC Secretary and Teacher Member

melbeach@melbeachquilts.com

www.melbeachquilts.com

Mel Beach is featured in an Alex Anderson and Ricky Tims' The Quilt Show segment. Here is the trailer link.

https://www.youtube.com/watch?v=o4_J10sykk

Just for the fun of it.

Mel wrote this letter in a format for your team to use program ideas in a MadLibs. The word prompts that will populate these fields are suggested on page 8. This may help you craft your own letter. Editor's note... Guilds can also ask what audio/visual equipment or set up items are needed in their letter and contract.

MAD LIB FOR PROGRAM/WORKSHOP CHAIRS:

Dear _____,

FAMOUS QUILTER

My name is _____, the Program Chair from _____

NAME OF PERSON IN ROOM

VERB -ING

QUILTING NOTION (PLURAL)

Quilt Guild, based out of _____, CA. We have _____ members who love to make _____

CURRENT HOMETOWN

NUMBER

ADJECTIVE

Quilts. We are looking to schedule programs for the upcoming year which will be held at _____.

HOMETOWN VENUE

After seeing your _____ presentation at the NCQC Meet the Teachers program, we would love for you to

ADJECTIVE

present a lecture and teach a workshop for us. Our guild meets on the 2nd _____ starting at _____.

DAY OF WEEK

CLOCK TIME

We visited your website and are especially interested in your "_____! There's a _____ in my Quilt

EXCLAMATION

NOUN

Studio!" lecture/trunk show and hope you are available on one or more of these meeting dates:

• _____
MONTH, DATE, AND TIME

• _____
MONTH, DATE, AND TIME

We usually schedule a _____-hour workshop the next day and our members are excited to learn new skills in your

NUMBER

_____ workshop. Those workshops are scheduled for:

ADVERB

QUILTING TECHNIQUE

• _____
MONTH, DATE, AND TIME

• _____
MONTH, DATE, AND TIME

Please confirm that your rates as listed on your website are \$_____ for a lecture and \$_____ for a

NUMBER

NUMBER

workshop for up to _____ participants.

NUMBER

We look forward to hearing back from you with your interest and availability so we can proceed with filling out

_____ contracts to finalize these engagements. Thank you and we look forward to _____ with you in 2022!

ADJECTIVE

VERB -ING

More MADLIB FROM PRIOR PAGE This is for additional detail to plan a game of MadLib for your GUILD'S team of program and teacher selectors.

A MAD LIB FOR PROGRAM/WORKSHOP CHAIRS:

To play, fill in each line. Once you have completed each field, turn to page _____ to plug your answers into a Mad Lib for a fun laugh or two!!

FAMOUS QUILTER: _____
NAME OF PERSON IN ROOM: _____
VERB ENDING WITH -ING: _____
QUILTING NOTION (PLURAL): _____
YOUR CURRENT HOMETOWN: _____
NUMBER: _____
ADJECTIVE: _____
HOMETOWN VENUE: _____
ADJECTIVE: _____
DAY OF THE WEEK: _____
CLOCK TIME: _____
EXCLAMATION: _____
NOUN: _____
NUMBER: _____
ADVERB: _____
QUILTING TECHNIQUE: _____
NUMBER: _____
NUMBER: _____
NUMBER: _____
ADJECTIVE: _____
VERB ENDING WITH -ING: _____

Amador Valley Quilters

Fabric Extravaganza

10,000+ yards of 100% cotton quilting fabric!



**Castro Valley United Methodist Church
19806 Wisteria Street, Castro Valley, CA 94546**

Parking on site

All fabric is \$3 / yard!

Friday, July 16 and Saturday, July 17, 2021 9:00 AM -4:00 PM

Friday, July 30 and Saturday, July 31, 2021 9:00 AM -4:00 PM

Precuts, panels, fat quarters, kits, notions, yarn, books, patterns

Stamp and card making supplies

Figurines by Ann Dezendorf and Jim Shore

Daily Special Prize Drawings

Cash, checks, credit cards accepted for payment.

Tax included with purchase.

Masks required. Social distancing practices observed.

Stay Connected with Us

Youngmin Lee, NCQC Board Member and Teacher
Lets us know where we can meet online....

Here are links of NCQC Instagram and Facebook page
<https://www.instagram.com/northerncaliforniaquiltcouncil/>
<https://www.facebook.com/Northern-California-Quilt-Council-100806651840554>

And I've been posting about July 14th Meet the Teachers.
The more followers, the merrier.
Please check and follow our accounts.

Many thanks, **Youngmin Lee**
Korean Textiles, LLC
www.youngminlee.com
young@youngminlee.com



Recently Youngmin was featured in an Alex Anderson and Ricky Tims' The Quilt Show segment.
Here's a trailer link.

<https://www.youtube.com/watch?v=9Adw7X8ONKE>



New Quilts of Northern California Pacific International Quilt Festival

New Quilts of Northern California is accepting entries for an exhibit at the Pacific International Quilt Festival (PIQF), held at the Santa Clara Convention Center on October 14-17, 2021. Exhibit entries are limited to residents of Northern California only.

Quilts entered in this exhibit may also be entered in PIQF quilt contest for judging, but a separate entry form for PIQF is required. It can be found online at: <http://www.quiltfest.com> or obtained by writing to: Mancuso Show Management, PO Box 667, New Hope, PA 18938

This exhibit will be juried to a maximum of 70 quilts. Medium-sized quilts show the best. Quilts longer than 90 inches will hit the floor. We would like quilts that are new and have not been widely shown – your latest work! *No Kit Quilts will be accepted.*

Entry requirements are the following (please read carefully)

- **Entry Fee** of \$10 This entitles you to a maximum of two (2) quilt entries; however, only one quilt per quilter will be selected. Make checks payable to Northern California Quilt Council.
- **Entry(ies) must have been finished in 2020 or 2021 and be in excellent condition with 4" sleeve.**
- Entry forms available at <https://ncqc.net/new-quilts-of-n-ca> and must be emailed to newquilts@ncqc.net by Monday, **August 9, 2021.**
- Digital color picture of **both** the full quilt and a detail (close-up) with the following information on the photo file: title of quilt, dimensions (width x height in inches), and your name.
- The entry form must be filled out completely and emailed with the photos to newquilts@ncqc.net. Be sure to save the form first, and then email the saved form (otherwise it will be blank).
- The entry fee must be mailed to Jeanne Brophy, 5465 Blackbird Dr. Pleasanton, Ca 94566-5333 OR can be paid by PayPal from the NCQC website: <https://ncqc.net/new-quilts-of-n-ca>
- Questions can be answered by sending an email to: Jeanne Brophy newquilts@ncqc.net or by using the Contact form on the New Quilts of Northern California web page.

Due to the high volume of entries, those missing any of the above will be eliminated from consideration.

SOMETHING FOR YOU

NCQC will be awarding the following:

1st \$100.00 / 2nd \$50.00 / 3rd \$25.00
for: **VISUAL IMPACT**

Time Table

August 9th, 2021

Entry form and pictures must be emailed no later than Monday, August 9, 2021. Entry fee must be received or postmarked by August 9, 2021.

September 10th, 2021

Notification letters will be emailed by this date. Accepted entries will receive instructions for quilt shipment.

October 1st - 5th, 2021

Accepted quilts must be received by New Quilts of Northern California for exhibition. Quilts may not arrive before October 1st nor later than October 5th.

October 14th - 17th, 2021

New Quilts Exhibit at the Pacific International Quilt Festival at the Santa Clara Convention Center.

October 18th, 2021

Quilts will be shipped/returned to participants. Shipping fees are payable by the participant.

Drawing October 9, 2021 "Sea Stars,"
Redwood Empire Quilters


Guild Galaxy Pattern courtesy of Deb Tucker

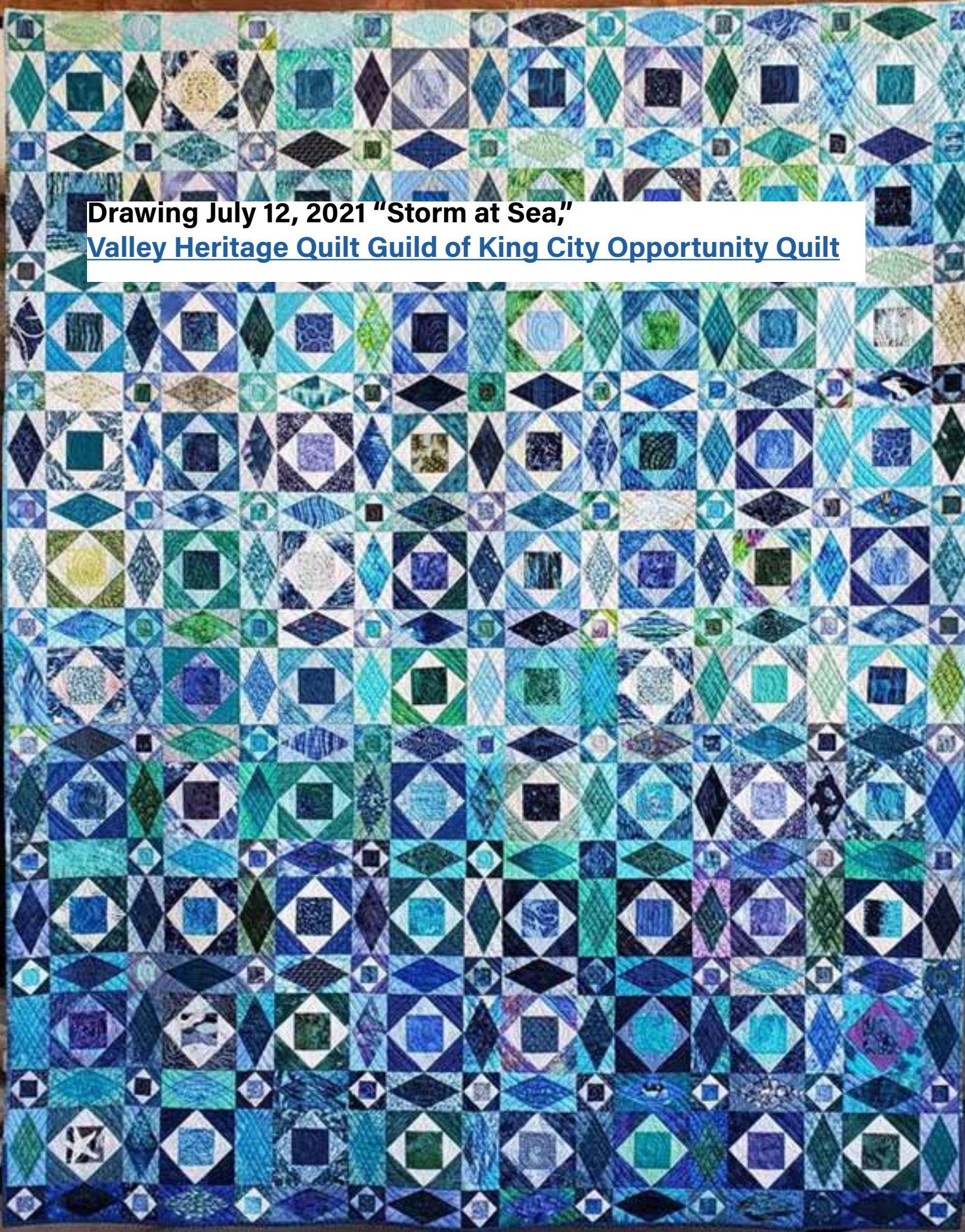
2021 Heart of the Redwoods Quilt Show


Friday, October 8, 11AM to 7PM
Saturday, October 9, 10AM to 4PM


Two day Pass:
Adults - \$10
Seniors (60+) - \$8
Children under 12 free


Arcata Community Center
321 Dr. Martin Luther King Jr. Pkwy
Arcata, CA 95521





Drawing July 12, 2021 "Storm at Sea,"
Valley Heritage Quilt Guild of King City Opportunity Quilt

Drawing September 19, 2021 "Pinwheels in the Garden,"
Sierra Quilt Guild of Tuolumne County Opportunity Quilt.



2021 NCQC Board
Director: Jeanne Brophy
Assistant Director: Sherry Werum
Secretary: Mel Beach
Treasurer: Karren Lusignan
Calendar and Webmaster: Colleen Voet
Newsletter: Roberta Burke
Facilities: Sherry Werum
Membership Barbara Crawford

Meet the Teachers: Karren Lusignan
New Quilts: Jeanne Brophy
Members At Large: Rochelle Rosales, Jenny Lyon, Vicki Walter, Youngmin Lee, April Sproule
And you? <https://ncqc.net/ncqc-governance> (scroll "To Become a Member of the NCQC Board").

Note from Editor of NCQC newsletter, Roberta Burke

Thanks for spending time with us in this newsletter. We wish the best for you. Send your ideas to me at Robertaburke@gotsky.com.

Let us know of your guild events that are open to others. If you are available to help with New Quilts of California please contact Jeanne. Many thanks for letting us be part of your community. Roberta Burke, Editor

New Happenings at NCQC from Karren Lusignan, Board Member

NCQC is migrating to a new membership database system. It will provide an easier way for us to send out renewals, emails, newsletters, etc. It will provide a cleaner way to maintain who in guilds wish to receive newsletters. We will need your help. Part of the renewal process requires that we know who should receive the renewal notice/invoice. It would be awesome if your webmaster could set up a generic email address such as treasurer@guild.org (replacing [guild.org](mailto:treasurer@guild.org) with your website) and your webmaster then would change who that goes to when you change officers.

The individual who gets the email link will be able to login to our database and add any guild member who wishes to be added to our email list. The guild will be limited to a total of 10 members in the list.

Freely forward our emails to all the members of your guild, newsletters, or MTT happenings, New Quilts of Northern California to any member of your guild, as usual. Members of your guild can take part in viewing MTT etc. We want to help you build resources.

We will continue with our existing website and with PayPal as an option for paying dues.

A note about Membership

*Membership Chair,
Barbara Crawford*



Thank you all for being so prompt in your membership renewals. We do want to make sure your information is correct, so if you get a chance, check our website and see if we have the right contacts, etc. As you know, Karren Lussignan and Colleen Voet added the pay online feature last year.

This year, we are transitioning to new software for membership tracking. We hope to have it all fully operational this fall.

You will be able to have a guild member update your record for you online as your changes occur.

Karren Lussignan, April Sproule, Youngmin Lee, Rochelle Rosales, and Roberta Burke, Vicki Walter, and Barbara Crawford formed a team to figure this out. The effort is to continue to serve you, the our super star guilds and teachers of this region.

Many thanks to **East Bay Heritage Quilt Guild** for their help and encouragement on management of this change.

The team supporting membership for NCQC will Barbara Crawford, Youngmin Lee and Vicki Walter. You can tell we really hope to give you the best boost we can.