

■ **N**ORTHERN CALIFORNIA QUILT COUNCIL ISSUE 82 2026

# NCQC Quilting

**MEET THE TEACHERS**

Spring 2026 in Person WED 04/15/26 10-NOON

**Author Linda Schmidt**


*Opportunity Quilt*

**AMADOR VALLEY GUILD TRIUMPHS**

**MEET THE TEACHERS REVEAL**

**APRIL 15TH IN PERSON**

*FLORAL CONFETTI*  
**GUILD OF QUILTERS  
CONTRA COSTA COUNTY**



Dear NCQC members,

This issue features... Meet the Teachers

Spring inspires creativity. See it blossom at the April 18th-19th Guild of Quilters Contra Costa County quilt show. Their *Floral Confetti* opportunity quilt is on our cover. The next weekend takes you to another two motivating shows: the Amador Valley Quilters and Pine Tree Quilt Guild of Nevada County.

Every week check the postings on our NCQC website. The NCQC website links you to the guild pages. Upcoming shows and other quilting events are listed in this issue.

Check the NCQC website to make sure your guild events are posted at [NCQC.net](#).

These events often tempt us to experiment with new techniques and you might need a skilled instructor. Meet those teachers in person at our **Meet the Teachers (MTT) event on April 15th in Pleasant Hill**, and connect with other guilds to ex-

change ideas.

If you can't attend, let your guild's NCQC Rep. know your interests so they can help.

Introduce yourself to Linda Schmidt our NCQC Meet the Teachers Board Chair. Linda is also our writer in residence. Her article in this issue *The Opportunity Quilt* shares the rewards of responding to a "High Flight" challenge raising \$6500!

We are so grateful to each of you who help put on these shows. From those who hang the banners, to others helping stitch a binding to meet a deadline, we are right there beside you in our appreciation.

NCQC's link for Quilters like you, commemorate their work in the National Quilt Index (p42.) Enter the flow of non-stop quilting inspiration and creative energy.

Warm thanks and appreciation to all who inspire us. NCQC connects quilters with learning opportunities and more.

*Roberta Burke*  
Editor



## Meet the Teachers- Spring Edition NCQC 2026

### STITCHED IN

**4** NCQC Director's Message, Jenny Lyon

### ARTICLES

**6** THE OPPORTUNITY QUILT  
by Linda S. Schmidt

**12** From LINDA SCHMIDT  
**MEET THE TEACHERS Pleasant Hill  
Community Center, 320 Civic Dr, Pleasant Hill, CA 10-Noon  
Wednesday April 15th**

### GUILD ACTIVITIES

**33** GUILD REPORTS: GUILDS SHARE  
EVENTS, Quilt Shows, Fund Raisers & Opportunity Quilts.

### OUR HERITAGE AS QUILT MAKERS

**42** CHQP is Alive and Moving Forward-  
Register your quilt in the Quilt Index on-  
line-It is easy.

**47-48** Join the Fun-NCQC  
Your Board - Join In

Congratulations to NCQC Secretary Linda Schmidt for organizing the spring Meet the Teacher with NCQC Board Member Karren Lusignan.

Sincere thanks to Linda Schmidt, Karren Lusignan and Colleen Voet for sharing wonderful content, and Vicki Walter our Parliamentarian and Copy Editor. Congratulations to the quilt guilds who are publishing their events on the NCQC website. And to our Teacher Members who agree to share their ideas with the membership. Thank you all and hope to see you soon. **rdB**

Our Cover

Guild of Quilters Contra Costa County, "Floral Confetti"

See you at all the quilt events of our member guilds!

Kindly submit items for potential publication by June 1st to our Editor, [newsletter@ncqc](mailto:newsletter@ncqc).

## THE NCQC DIRECTOR'S MESSAGE

**NCQC is here for the "NEW". We strive to provide new opportunities for guilds, teachers, shops, judges and our quilting members. Our Meet the Teachers events connect guilds with teachers, offering opportunities for members to learn new skills. Our biannual educational programs support guild success and allow their members to learn something new.**

**Personally, I am on my own new adventure - trying to learn new skills outside of my strengths. That means I will be making less-than-stellar work since it will be a new skill to learn. I'm starting out with paper piecing; wish me luck!**

**How can NCQC help you, your guild, your shop in new ways? We're all ears! Tell us about programs you would like to see, if there are ways to improve our outreach, if there is anything we can do better. We would love to collaborate with you to provide new opportunities.**

**Keep creating!**

**Jenny Lyon, Director**



## California State Fair

Quilters Entries opened January 29th.

May 8 Entries Close online at 4:30 PM and entry fees must be paid.

Confirm at the state Fair website -Dont wait to the last days

<https://castatefair.com/wp-content/uploads/2026/01/2026-Fiber-Crafts-Guide.pdf>

HOUSTON

- [INTERNATIONAL QUILT FESTIVAL/HOUSTON](#)
- 2026
- INTERNATIONAL QUILT FESTIVAL/HOUSTON
- November 18-22, 2026
- George R. Brown Convention Center
- Houston, Texas



*High Flight*

## ***The Opportunity Quilt-*** **by Linda S. Schmidt**

Ever since 1983, when I moved to California, I have belonged to Amador Valley Quilters in Pleasanton, California. I've helped bring about many quilt

shows, I've held several board positions, I was even President, twice, but I NEVER (no matter what the President said) volunteered to create the Guild's Opportunity Quilt. I was, however, very flattered to be asked to be the Featured Quilter for our Show a while back, and was looking forward to it, UNTIL, two days before Christmas, I was asked to help the Guild create a new Opportunity quilt, as there were copyright problems with the Opportunity Quilt we had made and we needed a new one ASAP-like NOW!

The way the President (Diane Saugier, a very wily woman) put it, wouldn't it be so cool for the Featured Artist to lead the Guild in making the Opportunity Quilt that would be raffled at the Quilt Show where she was Featured Artist? Spread with the VERY best butter, you know, but still an irresistible challenge. I cannot resist a challenge or a deadline; it's a failing that I have GOT to overcome, someday soon.

Now, it wasn't that I'm not always willing to make a new quilt, it's just that it was a Very Bad Time to add more to my life at that point, and I've always worked alone. This was a whole new ball game, and I wasn't a bit sure that I could direct a group of people, most of whom are traditional quilters, to work in an "art quilt" frame of mind. It did help that part of our directive was that the new quilt couldn't be anything like the traditional quilt that had preceded it, so the more "art quilty" the project, the better. This quilt definitely fit the bill, but it was going to stretch those traditional quilters like a rubber band, and once you stretch a rubber band, it never quite goes back the way it was, does it? Hmmmmm.

So, after consultation with the Board and after a Past Presidents' Pie Party for moral support, the project began to come together. The Past Presidents each donated \$20<sup>7</sup> for materials, and work on the quilt was begun. Luckily, in the

chaos surrounding my daughter moving home, my original drawings for the quilt I had recklessly proposed for the new Opportunity Quilt came to the surface, so my husband took the drawing to the copy shop and got it enlarged to the new proper size.

On Tuesday, my Adult School class members and several people from the Guild joined in to trace the pattern onto Totally Stable and freezer paper, making the templates that would be used to create the quilt, and divided it up into sections. Some began using my Embellisher machine and various fibers to felt the tree. One lady took the bird pattern home and created the eagle on Totally Stable, which was a huge undertaking and gratefully accepted.

On Saturday before the Guild meeting, I painted the sky and back of the quilt. On Sunday, the President lent us her high school classroom, and 16 of us got really cracking on the quilt.

Some people cut sheer fabrics with a woodburning tool; one painted and glittered and melted cellophane; while still another group worked on finishing the tree. Pattern sections were given to teams of sewers, and the real cutting and creating began. Section by section, silks and sheers, cottons and hand dyed fabric were cut, shaped, ironed, and eventually appliquéd, then embellished with Misty Fuse, Angelina Fiber, silk batting, Tintzl, and sheer fabrics. By the end of the exhausting day, 10 of the 14 sections were completely sewn, two partially done, and two not started. Many thanks to the people who brought card tables, irons, electrical connections, their sewing skills and open minds to the project, and especially to the President's husband, who carted stuff about, got the lunch, and was a general all-around nice guy!

All day Monday, I worked on finishing up the unfinished sections and started sewing the

sections and borders together. I took it to Tuesday morning group again, where two people finished up the last border, I put the sky together, and everybody pulled the Totally Stable off the back. There were a few problems, but they were overcome in the next couple of days, and by Thursday night, the thing was ready to quilt, and the longarm quilter got it done in two weeks. DONE!

It is a very interesting experience to gift someone else with the capability to create the quilt that resides in your own mind. Luckily, I had the original quilt there, at the workshop, and they could SEE what they were trying to recreate, but I give them full credit for truly visioning and recreating what they saw, even though it was totally against their principles. How many people do YOU know who will take Misty Fuse, lay it down on rock fabric, then add silk batting, Angelina

and Tintzl fabric, and fuse it and call it "water over rock"? How many people will take a piece of cellophane, paint it with perle fabric paint, dribble glitter over it, then melt it with an iron over parchment paper and then use heat gun and make tiny bubbles? When was the last time YOU melted iridescent cracked ice to make water flowing over rock?

I'll tell you, MY GUILD WILL! They'll do whatever it takes, whatever you need, they're there, kind of like the Three Amigos. Incredible. The trust, the confidence, the flowing creativity was a living thing, with everyone taking the general guidelines and running with it. This quilt was a living, breathing, creation, and it was an honor to be in the presence of it being born. After all was said and done, the Guild sold tickets for a month and a half (all the time we had) and raked in \$6500. Not bad!

On the other hand, maybe I should hire out to make new Guild Opportunity Quilts; maybe I should create one of those ads saying things like: Need a group quilt? Call

Linda S. Schmidt  
2003 Teacher of the Year  
NCQC BOARD  
SECRETARY  
Fiber Artist  
[www.ShortAttentionSpanQuilting.com](http://www.ShortAttentionSpanQuilting.com)  
[shortattn@comcast.net](mailto:shortattn@comcast.net)

Me! I'll help your guild create a new Opportunity Quilt in two weeks! Well....maybe not. Something tells me that would be a REALLY STRESSFUL way of making a living.



JOIN US THIS WEDNESDAY  
APRIL 15TH FROM 10 TO NOON

IN PERSON

# MEET THE TEACHERS

## APR 15, 2026

### THE REVEAL...



| First name | Last name     | Email                          |
|------------|---------------|--------------------------------|
| Arlene     | Arnold        | heritageoaksquilts@gmail.com   |
| Karen      | Bolan         | karenbolandesigns@gmail.com    |
| Kim        | Brownell      | kimbrownell@sbcglobal.net      |
| Bea        | Byrne         | beabyrne1@gmail.com            |
| Lori       | DeJarnatt     | humblequilts@gmail.com         |
| Barrett    | Hale          | barrettsbalms@gmail.com        |
| Dana       | Jones         | danaellenjones@gmail.com       |
| Patti      | Klimek        | patty9308@att.net              |
| Jenny K.   | Lyon          | jenny@aqlyon.com               |
| Colleen    | Pelfrey       | colleenpelfreyquilts@gmail.com |
| Yvonne     | Phenicie      | yphenicie@yahoo.com            |
| Linda      | Schmidt       | shortattn@comcast.net          |
| Claudia    | Shearer       | csjshearer@gmail.com           |
| Gail       | Tennis        | sewhappymemories@aol.com       |
| Kinney     | Tennis        | skinnety@aol.com               |
| Linda      | Wagner        | addquilter@sbcglobal.net       |
| Lorraine   | Woodruff-Long | lorraine@quiltinginthefog.com  |

Workable Links are on the NCQC Website here <https://ncqc.net/meet-the-teachers>

**Arlene L. Arnold  
Heritage Oaks Quilts  
Speaker, Teacher, Judge and  
Laugh Maker**

**Arlene Arnold is no stranger to the Quilt Guilds of our state. She has visited many to give her informative and entertaining talks during the last twenty-five years. Arlene has a deep respect and understanding of antique and vintage quilts and what they represent. Her own collection is growing all the time, and she brings a portion of that collection with her to illustrate and enlighten audience members about the lives of our predecessors in quilting and history for the time period of her lecture.**

**Arlene offers five lectures, one of which, honors our nation's semi-quincentennial birthday. She has put together a program that includes one quilt for each decade since the founding of our nation. Yes, she really does have a quilt dated back to the American Revolution, along with twenty-four other quilts whose history she explains. What a fitting and timely tribute to help us celebrate our country's birth, our craft and the growth of both throughout those 250 years!**

**Are you interested in workshops? Arlene has a heartfelt love for antique quilts and an incredible knack for bringing them beautifully into the present. She reimagines historic designs with smart, simplified techniques that make these timeless treasures accessible and enjoyable for today's quilters.**

**You can find Arlene on Facebook under Heritage Oaks Quilts and at [heritageoaksquilts@gmail.com](mailto:heritageoaksquilts@gmail.com) 530-736-7040**

*My creative new beginning ... making my own blanks for turning seam rippers on a lathe. I have always just bought a block of wood to turn, but last week I tried cutting up wood at an angle and gluing it back together to make my own fancy block of wood.*



**Anelie Belden**


Author  
Quilt Instructor  
Quilt Pattern Designer  
Entrepreneur

[abquiltteacher@gmail.com](mailto:abquiltteacher@gmail.com)    [www.abquilt.com](http://www.abquilt.com)



**Teaching experience**

Anelie is an experienced, informative, and fun teacher. Her knowledge comes from over 30 years of quilting and teaching experience. She has had the privilege of teaching at Houston Quilt Show, Pacific International Quilt Show, Empty Spools Seminar at Asilomar, Multiple Quilt Cruises and Internationally.



**Thoroughly Modern Dresden**

This old favorite became fresh and new when Anelie wrote her book using a modern piecing technique. This allows the blades to be sewn to the fabric with a stitch and flip technique which eliminates using applique. A large variety of quilt designs are available for class.



**Free Motion Quilting on a Domestic Machine**

Anelie offers a variety of Free Motion Classes. Beginning Free Motion, Ruler work Quilting, Creating Quilting Designs.



**Multiple Quilt Designs**

The variety of techniques and quilt designs that Anelie has taught over the years allows her to teach many different techniques. Landscape, Stained Glass Window, Paper Piecing, Applique in Everyway, and much more.



## Meet Karen Bolan

Hi!

I am Karen Bolan, a quilt teacher and lecturer based in Santa Rosa who would love to present for your guild. Email me at [karen@karenbolan.com](mailto:karen@karenbolan.com) to schedule your next event.



I am a civil engineer-turned-quilter in northern California, USA. As a former engineer, my quilting philosophy centers around exploration and experimentation. I also bring in a love of geometry and efficient methodology, but that doesn't stop us from having creative quilting fun in a supportive environment.

My trunk-show lectures showcase my award-winning quilts, but each features a bigger theme: community building and personal growth both have a place in passionate quiltmaking.

My classes blend lecture, demonstration, and discussion, and include ample hands-on time for students to experience and practice new techniques with individual instruction. I carefully and compassionately guide students beyond their comfort zones to new levels of enjoyment, creativity, and skill.

[KarenBolan.com](http://KarenBolan.com)


[@Karen.Bolan](https://www.instagram.com/Karen.Bolan)

## Interactive Trunk Shows



### Collaboration is Fun

Over 25 collaborative quilts  
Tips to design, manage, and participate  
Different types of projects  
Difficult situations



### Learn with Every Quilt

Over 20 quilts  
My journey as a quilter  
Advice and tips  
Laugh with me



### Engineer your Quilts

Over 20 original quilts  
Engineering process applied to quilting  
Inspiration and improvisation  
Software and tools

## Hands-on Workshops




### Mixed Box

Use those Jelly Rolls  
Design a color transparency effect




### Curves and Transparency

Design a color transparency effect  
Piece large curves



### Design an Original Quilt

Design a creative quilt block  
Learn freezer paper



### Special Effects with Color\*

Learn foundations of color and vision  
Create three color illusions



### Design a Quilting Plan\*

Analyze and strategize  
Make a custom quilting plan



### Begin Free Motion Quilting

Start with the basics  
Learn 5 motifs



### Next Steps Free Motion Quilting

Refine quilting techniques 16  
Learn 5 motifs



## KIM BROWNELL

[www.thewackydoodlequilter.com](http://www.thewackydoodlequilter.com)

[kimbrownell@sbcglobal.net](mailto:kimbrownell@sbcglobal.net)

916-539-5516

**LECTURES:** All lectures approx. 1 hour, both in person and virtual

The Wackydoodle Trunk Show

Challenges: What to do?

Wacky Organizing

Take it to the Next Level

Wackydoodle Demos

**3 HOUR WORKSHOPS:** Both in person and virtual

Collage Notebook Cover

Fabric Scrap Ornament

Collage Needle case

From Orphan to Art

**6 HOUR WORKSHOPS:** Both in person and virtual

Quilted Jigsaw Puzzle Technique – Sunrise/Sunset and Mountain Majesty

Fun and Stress-Free Art Quilts

Take it to the Next Level

Let's Get Scrolling



## BEA BYRNE

[beabyrne.com/lectures\\_workshops](http://beabyrne.com/lectures_workshops)



Bea Byrne is an artist and maker living in Oakland, California. Originally from the UK, she lived and worked in London for more than 20 years before moving to Tokyo, Japan, and then to San Francisco in 2015. She has taught and studied quilting and crafts in all three countries, adopting the virtual event format from as early as 2013. She became President of the SF Quilters Guild in 2016, serving for two years, and later co-chaired their Show Committee. She continues to volunteer with them and the East Bay Heritage Quilters.

Following her treatment for breast cancer in 2020, she launched her own business and in 2024 she started the virtual QUILT2024 summits, with more than 15k attendees watching workshops from teachers worldwide. In 2025 she took over [Global Quilt Connection](#), which works with teachers and Guilds worldwide and provides the bi-annual [All Star Sampler Platter](#) events. As well as lecturing on and teaching quilting online and in-person she also teaches a wide variety of other crafts such as dyeing, UV resin, sewing and candle making. Teaching and making is her full-time occupation.

### LECTURES (\$350-400)

- English Paper Piecing - Now and Then
- My Life in English Paper Piecing
- How to Fill Your Life with Quilts
- Kick Out Your Inner Critic and Make It!
- Quilts Inspired by Peru

✉ [info@beabyrne.com](mailto:info@beabyrne.com)

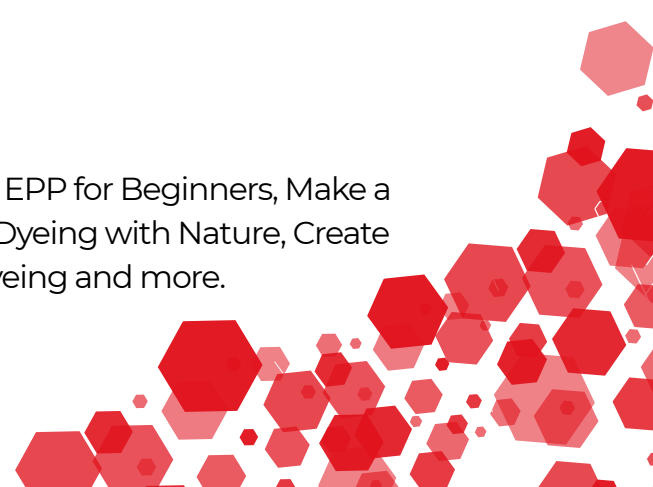
🌐 [beabyrne.com](http://beabyrne.com)

📷 [@beabyrneartist](https://www.instagram.com/beabyrneartist)

### WORKSHOPS (From \$360)

- Too numerous to list here!
- Include: EPP Portraits, Kaleidoscope Quilts, EPP for Beginners, Make a "Sew Together" Bag, UV Resin for Quilters, Dyeing with Nature, Create Your Own Art Fabric, Traditional Shibori Dyeing and more.
- From 3-hours to 2-days

**Will travel outside CA**



## HUMBLE QUILTS

Lori DeJarnatt

[humblequilts@gmail.com](mailto:humblequilts@gmail.com)

541-490-0315

### TRUNK SHOWS: All available in person and via Zoom

- \*Glory Bee! Patriotic Quilts from my Collection
- \*Reruns- Quilts Inspired by the Past **Most Popular**
- \*Quilts Through the Seasons
- \*Ten Reason I Quilt
- \*It's a Small Quilt After All: The Allure of Little Quilts
- \*Humble Quilting Adventures: Journey of a Quiltmaker

### WORKSHOPS: (In person only)

#### New for 2025

#### \*\*Here Comes the Sun:

Making one block you'll learn a few different techniques that include paper piecing, applique and making the circular block and keeping your points sharp! We will make one block and you can use it as a medallion or a small quilt.

#### \*\*String Quilts Your Way! **Guild Favorite**

String quilts have been made since 1860. Most were foundation pieced for stability and ease of sewing. If you've ever wanted to make a string quilt but didn't know where to start, this class is for you. Each quilt will be unique as you will decide which quilt block or setting to use. A fun and informative class.

#### \*\*Bounty of Baskets

What a fun way to use up scraps or showcase some of your favorite prints! Every basket will be personal and unique! No one will ever have a quilt just like yours!

#### \*\*Machine Appliqué Simplified:

If you have many appliqué quilts on your "to make" list, this method may be for you.

Have you ever seen a beautiful appliqué quilt and then decided you couldn't do it because, A) It would take you a lifetime, B) you don't know how to appliqué? or C) your appliqué is primitive and will only do for primitive style quilts? Over the course of years I've said A, B, and C to myself! I learned many ways to appliqué but when I started doing raw edge appliqué with fusible I knew I'd get to make all those quilts I didn't think I could do! And you can too!

It is always good to find a new technique that you can turn to depending on the quilt you want to make and the time you have or don't have.

I hope when this class is complete you'll have the knowledge to make your very own appliqué quilt

## Barrett Hale

Bag Making Instructor & Business Owner  
Email: [BarrettsBalms@gmail.com](mailto:BarrettsBalms@gmail.com) | Phone: 530-304-3454 Text and Voicemail  
Website: [BarrettsBalmsBobbins.com](http://BarrettsBalmsBobbins.com)



### About Me

I'm a mother of 2 living the country life in Davis, CA. I love to garden, sew bags, and chaperone kids(ok, maybe not that last one). I rediscovered my passion for sewing when the world shut down and I've been creating bags ever since.

I'm an enthusiastic instructor who loves helping quilters of all levels build skills and confidence in bag-making. My teaching style is approachable and technique-focused, creating a fun and welcoming learning environment.



Dana Jones, NCQC teacher member from Colorado:

I'll be in California speaking and teaching for guilds from August 18 through September 18. I have open dates during this time and would love to add your guild to my itinerary. See my lectures and workshops at [www.danajonesquilts.com](http://www.danajonesquilts.com). If interested, email me at [danaellenjones@gmail.com](mailto:danaellenjones@gmail.com) or call me at 720.654.8430.

### What Students Appreciate

- Fun, supportive classroom atmosphere
- Clear, step-by-step instruction
- Techniques students can reuse in future projects
- Encouragement to grow creatively

### Lecture Topics

- Finished Quilt to Bag (60 min) - Upcycled quilt transformed into a stylish organizer.
- Quilt As You Go, Bag style (60 min) - Practical guidance on the "quilt as you go" process in regards to bag-making.
- Binding Methods (Bias Binding Specialist, 60 min) - Professional bias binding techniques for bags, including curves and clean finishes.

### Classes - Minimum 6 students, maximum 13



**Class Option 1:** Quilt to Bag Transformation - Upcycle an old quilt and create the ByAnnie Open Wide 2.0 (Intermediate, 5 hours)

Brief Description: A finished quilt will be cut up to make a fun carrier that can hold sewing supplies, kids toys, or travel items. The class will involve basic zipper installation and bias binding.



**Class Option 2:** Quilt As You Go... Make a Bag - Create "Big Bag" by Bodobo Bags (Advanced Beginner, 6 hours)

Brief Description: 2 1/2" strips will be quilted onto fabric batting to make the "Big Bag" by Bodobo Bags. Carry longarm your next quilt top, or bring it to your next class. This is an advanced beginner class and there will be zipper installation.



**Class Option 3:** Working with bias binding - Create "Jump Starters" series Tidy Time Trinket Tray from ByAnnie Patterns (Beginner, 3 hours)

Brief Description: Focus on creating a large tray to hold sewing supplies with bias binding with a clean finish.



PATTIE KLIMEK  
 EMAIL: [patty9308@att.net](mailto:patty9308@att.net)  
 WEBSITE: [pattiehandquilts.net](http://pattiehandquilts.net)

INSTAGRAM: #pattieklimek  
 WEEKLY NEWSLETTER:  
[pattiehandquilts.substack.com](http://pattiehandquilts.substack.com)

I am a proponent of the “Slow Stitch Movement” and love to do handwork. My aim is to remind quilters of the Joy of Handwork. Sometimes we get so caught up with trying to make so many patterns and projects that we forget how much we enjoy just getting a needle and thread in our hands and create using only our hands and minds. You may also learn some quilt history on the way. My lectures and workshops are available in person and by Zoom. This is my Slow Stitching journey

**LECTURES AVAILABLE:**

- THE JOYS OF HANDWORK
- CRAZY QUILTS THROUGH THE AGES
- VISIBLE MENDING THE BORO WAY
- THE FAMOUS CENTURY OF PROGRESS QUILT SHOW
- QUILTING SUPERSTARS OF THE PAST AND HOW THEY CHANGED QUILTING

**WORKSHOPS:**

- BIG STITCH HAND QUILTING
- LEARN TO MAKE A CRAZY QUILT
- BEGINNING SASHIKO
- MAKE A JAPANESE RICE BAG
- VISIBLE MENDING THE BORO WAY
- HAND QUILTING IS NOT A FORGOTTEN ART
- BEGINNING EMBROIDERY

Jenny K. Lyon  
 Author, Teacher, Speaker, Quilt Judge, Encourager-in-Chief  
 Quiltskipper.com



I teach free motion quilting on a domestic machine and I offer my workshops and lectures both in-person and online. I call myself “Encourager-in-Chief” because I know that every quilter has the skills to free motion quilt some of their own work. I am a C&T author, and my work has juried into a variety of international shows as well as art galleries and SAQA exhibits. I love to teach and I'm available to teach, judge, or visit your guild or shop.

**Lectures:**

- My Tippy Top Tips For Successful and Joyful Free Motion Quilting
- The Beauty of the Imperfect
- Quilting Is A Contact Sport!
- My Journey Through the Artistic Muddle

**Workshops:**

- Yes You CAN Free Motion Quilt!
- Glorious Grids
- Sheer Paneled Jacket
- Easy and Fabulous Straight Line Ruler Work
- Free Motion Cutwork Scarf or Table Topper
- Free Motion Fills and Frills
- Free Motion Feathers Four Ways
- Fearless Free Motion – Start With a Square
- Blooming Sheers
- The Julianne Pillow
- Fearless Trapunto by Machine
- Free Motion Fills for the Modern Quilter
- How Do I Quilt That?



**Colleen Pfejrey**  
**Quilt Lecture and Workshops**  
 9917 O Street, Live Oak, CA 95953 Cell 530-713-0274  
[colleenpfejreyquilts@gmail.com](mailto:colleenpfejreyquilts@gmail.com)  
 Website: [colleenpfejreyquilts.com](http://colleenpfejreyquilts.com)

Lecture Fees: \$300 + mileage at the current rate  
 Workshop Fees: \$350 for 1-10 plus mileage Each additional participant \$25.

**TRUNK SHOW**

**Life With a Border Around It**


I love sharing my quilts and telling stories in the process. If you learn something, and I make you smile, that makes me happy. In this trunk show, I share a few quilts from my great grandmother, grandmother, and mom, and then move on to my own quilting and designing journey. There might also be a little singing ... be ready to sing your part.

**WORKSHOPS**

**My workshops are a little different in that you don't need to bring your sewing machine unless you want to. Usually participants spend the day learning a new technique and then playing with it to see what they can create.**

**Taking Out the Dye**

I teach a variety of techniques for using DeColourant on fabric and demonstrate how to use all the different tools I have acquired. I then let you play with my toys and give you any assistance you might need or want for the rest of the workshop. I provide all the DeColourant you need during the workshop, and send you home with a small container at the end.



**Notan Design**

Notan in Japanese means light dark harmony. The technique taught in this workshop is based on a version of Notan involving cut paper. We'll use the same technique, only with fabric. After the initial instruction, participants will experiment first with paper, and then with fabric to create Notan designs. This works really well with fabrics that basically look the same on both sides like batiks, although it can be done with fabrics that have a right side and a wrong side.



**Colored Pencil Applique**

In this workshop, I teach a way of creating colored pencil applique, and using it to create quilt blocks with exactly the image and size of something I want. You don't have to be an artist. Light tables and tracing can be used. In the photos, all the flowers were done with colored pencil applique.



**YVONNE PHENICIE**  
**Inspire Quilts**

I enjoy sharing my love of quilting with others, I do this through the variety of different classes. My most popular is the Ombre Bargello, which only uses two pieces of fabric, a ombre and a print, I also offer a couple of paper piecing classes, a Spring Wreath with a twisted ribbon border and a Log Cabin Star. Also in the line up is a 5 color Lone Star, which makes a great wall hanging as it is not very large. I am a certified teacher of the Sew Kind of Wonderful patterns and curved rulers. I love the modern take on a traditional pattern that the curve rules give you. Using these rulers and patterns you will find that doing curves is easy. You just Cut-Sew-Square Up, Oh, and did I mention, no pins are used to sew your curves. There are many patterns to choose from, or you can choose one of the free patterns. I love to see quilters go outside the box and try new things.

I also offer programs for guilds, Here are the three that I have, This is Me and My Quilts, I Love a Challenge and Sew Many Curves. I am happy to work with you to find the right fit for your group, whether you are small or large guild.

I live in Northern California, in the rural town of Colusa, with my husband Mike and our newly acquired dog Indigo. I would love to come to your guild. You can contact me at [yphenicie@yahoo.com](mailto:yphenicie@yahoo.com) Check out my Facebook page, just look for Inspire Quilts.



Ombre Bargello



Mod Journey



Chic Picnic

Sew Kind of Wonderful



Spring Wreath



Paper Piecing  
 Log Cabin Star



Lone Star

# Short Attention Span Quilting - Linda S. Schmidt

7695 Sunwood Drive, Dublin, CA 94568, Telephone: (925) 487-1911

Website: [www.ShortAttentionSpanQuilting.com](http://www.ShortAttentionSpanQuilting.com)

e-mail address: [shortatt@comcast.net](mailto:shortatt@comcast.net) online classes - [www.AcademyofQuilting.com](http://www.AcademyofQuilting.com)



Mc. St. Michel Memories



The Dread Pirate Lizzy



Where the River Meets the Sea



Imagine Peace on Our Planet

Welcome to my world, where I firmly believe you can do whatever you set out to do, as long as you have the tools and techniques to get you there. If you visit my website at [www.ShortAttentionSpanQuilting.com](http://www.ShortAttentionSpanQuilting.com) you will be able to see some of my quilts and garments, get an idea of the workshops and classes I teach and the trunk show/talks I give, get a flavor of who I am, read an essay, or find some new things to play with. After wandering around a bit and seeing my work, you might like to have me come do a trunk show and/or a workshop for your guild, commission a quilt or you might just want to take one of my online classes at [www.AcademyofQuilting.com](http://www.AcademyofQuilting.com). So, here's the basic information, and if you do wish me to come and visit, my calendar is on the Welcome page of my website.



## Trunk Shows - In-person or Zoom (\$450 plus expenses)

- Short Attention Span Quilting - Quilts Only, or Quilts & Garments - This is a grand quilt and/or garment show, with an emphasis on artistic techniques, poetry, and the stories behind the work.
- Down & Dirty Design & Terrific Techniques - This talk and trunk show gives you design principles you can keep in your head while creating and improving your traditional or art quilts, and explains 3-D and embellishment techniques.
- Flamboyancy Rising Fashion Show - I bring 40 or so complete ensembles, you provide the models, and we indulge in a lovely fashion show (In-person only).

## Workshops - (\$500 plus expenses)

- Miniature Landscapes 101 - Step by Step process of interpreting a photo in cloth, including fabric painting, appliqué, embroidery on Solvy, creating depth, and more.
- Creating with Cool Stuff - Introduction to very cool 3-D techniques using Puff Paint, Tyvek, Angelina Fiber, melted painted cellophane, Lutradur, paints, and more.
- Fantasy Forest - Create a waterfall and forest scene using a wide variety of materials including roving, Angelina fiber, Tyvek, Lutradur and Puff Paint.
- People in Places - 2-3 day class starting with the student's photograph and working through various processes to transform it into a sizeable, unique, work of art
- Art Garment/Quilt Techniques - 1-2 day class learning various construction and embellishment techniques like layered applique, creating fabric from scraps and sheers and Bonding Agent 007, stenciling, embroidery on Solvy, bobbin work, etc.
- Filament Fantasy - Spend 1-2 days experimenting with a wide variety of threads and stitching and embellishment techniques while creating a heart sampler.



Claudia Shearer | [Claudiashearerquilts.com](http://Claudiashearerquilts.com) | 415-527-6093 | [csjshearer@gmail.com](mailto:csjshearer@gmail.com)



## CLAUDIA SHEARER QUILTS

Claudia Shearer is a quilt maker and educator who offers workshops and lectures focused on modern and improvisational quilting techniques, giving students the tools to create expressive quilts unique to the maker.

### LECTURES

#### "How Did I Get Here?" My Improv Quilt Making Journey & Trunk Show



#### Color Stories: What you really need to know to create stunning quilts



### WORKSHOPS


#### Improv Made Easy: Designing with Simple Shapes

Beginning improv made approachable and fun



#### Improv Curves

Freehand curves & structured improv



MORE OFFERINGS AND INFORMATION ON MY  
WORKSHOPS CAN BE FOUND ON MY WEBSITE



## Sproule Studios



Sproule Studios offers original mixed media textile arts products and supplies. We are a direct to consumer business, and you will only find our designs through our website, shows, and workshops. We offer items and products designed by artists for other creatives to use in their artwork. Everything begins as hand drawn and painted images that are then digitally rendered when necessary. The supplies and notions we carry are the ones we use every day ourselves. Read more about the actual studio space where our local workshops are held: [Textile Arts Studio](#)

Sproule Studios was established in 2001 as a long arm quilting studio quilting work for clients around the country. The business began evolving into a design studio in 2011 with the development of their Textile Design Stencils for painting on fabric. By 2015, a collection of contemporary hand embroidery patterns and kits were added to the product line.

Today, we focus on sharing our passion for exquisite textiles and design through our products, workshops, and e-books. Soon, we will be adding online classes. Our designs are inspired by our great appreciation for nature and the beauty found in our amazing environment here on the beautiful north coast of California.



### SCRAPPY APPLIQUE®

Certified Instructor: Gail Tennis

#### **Class Description**

- This class is perfect for beginner quilters as well as more advanced students interested in learning this raw-edge applique technique.
- Students will learn Shannon Brinkley's simple and fun raw-edge applique technique, basic quilting techniques, and basic free motion quilting.
- Students will take away the finished or nearly finished quilt top!
- Students will be able to choose from a variety of templates (purchased the day of the workshop from Gail, or ordered/downloaded and printed beforehand from her website, <http://bit.ly/3zcvsFU> or <https://shannon-brinkley-studio.myshopify.com#ref=57.com>)
- Students will have a blast choosing beautiful fabric that, once collaged together, will create a really striking and modern look.
- YOU get to choose WHAT YOU want to make, your pattern, your color palette, your top-stitching and finishing techniques.
- **SCRAPPY APPLIQUE® is so easy, fun and forgiving!**
- **Class Length 4-6 hours**



Thank you,  
Gail and Kinney Tennis

[Sew Happy Memories - Long Arm Service, Quilting, Commissioned Quilts](#) 104 Leverton Dr.  
Patterson, CA 95363  
Gail 925-360-9255  
Kinney 925-360-9258

Great News! My husband Kinney is now certified in "Color Confidence for Quilters" and together we also offer a combined class featuring "Scrappy Applique" and "Color Confidence for Quilters"!

# Color Confidence for Quilters: An Introduction

## Meet Kinney Tennis: Certified Color Confidence Teacher

Hello! My name is Kinney Tennis, and I am a Certified Teacher in "Color Confidence for Quilters." Before taking this course, I often found it challenging to select colors and build palettes for my quilting projects. Although I had a sense of what I liked, I struggled to understand why certain combinations didn't work and how to improve them. Now, as a certified instructor, I am confident in troubleshooting color issues and helping others do the same. By learning both the art *AND* science of color, I can guide quilters to make informed and creative decisions about their color choices.

## Approaching Color: Simple Problems and Friendly Solutions

Are you curious about your relationship with color? People experience color in different ways, some through their senses, and others by relying on intuition. Both approaches are valuable and can enhance your quilting projects. If you're uncertain about which colors work well together, remember that any two colors can complement each other. The key is deciding whether you want to create contrast, harmony, or balance. Consider the feeling you want your quilt to evoke and use that as your guide. Do you find it difficult to distinguish between light and dark colors? Utilizing a value finding tool can make it easier to see differences in lightness and darkness, helping you make more confident choices. It is also important to understand the difference between brightness and saturation. As the saying goes, "Color gets the credit, but value does the work!" This highlights the significance of value in creating visually striking quilts.

## Workshops and Collaboration

I am excited to work with your guild and provide them with the tools needed to transform their projects into true works of art. Additionally, my wife Gail is certified in "Scrappy Applique," and together we offer a combined class featuring both Color Confidence for Quilters and Scrappy Applique techniques.



## Linda Wagner

**Lecturer: Zoom or in person  
Workshops**

**e-mail [addquilter@sbcglobal.net](mailto:addquilter@sbcglobal.net)**

**WEBSITE: [lindawagnerquilts.com](http://lindawagnerquilts.com)**

**Lectures:** Color is NOT a 4 Letter Word  
Games this Quilter Plays (to finish UFO's)  
Edgy (increase the WOW factor extra piecing includes Borders)  
If I had only Known (easier ways learned the hard way)  
Make Mine Scrappy  
So you Want to be a Sunday night stripper, but you're in love  
With Layer Cakes (pre-cuts)

**Workshops:** Borders  
Puzzled Nines  
Get it Done  
Color Exploration Ohio Stars



# LORRAINE WOODRUFF-LONG

Quilting in the Fog.com

@QuiltingintheFog

Lorraine@QuiltingintheFog.com

I am a San Francisco quilter with a focus on using color, improvisation, and recycled/repurposed fabrics in quilting. I love helping others learn to make unique quilts that reflect their own vision, ideas, and creativity.

My work has appeared in SAQA exhibits, International Quilt Festival, QuiltCon, PIQF, the de Young Museum in San Francisco, and numerous other galleries, quilt shows and museums. I teach a 12-part "Basic Improv Quilting" series at City College of San Francisco Extension in addition to quilting workshops online and in person around the country.

## LECTURES

- "Quilting in the Fog: Polychrome, Commentary and Reimagined": A trunk show of my work and evolution as a quilter.
- "Quilts as Commentary: A Source of Healing, Expression & Action": Creating quilts with a message and how to use quilting to address issues that matter most to you.

## WORKSHOP SAMPLER



Improv Mosaic 1.2.3



Express Yourself!  
Creating Text for Quilts



String Theory



Spontaneous Curves and Truchet Tiles



Reimagined: Artful Quilts  
from Everyday Cloth

## GUILD NEWS REPORTERS



<https://ncqc.net/opp-quilts-fundraisers>

**VISIT AND CATCH A SEW SHOW,  
ADD YOUR OPPORTUNITY QUILT AND OTHER FUNDRAISERS  
ALSO TRACK EVENTS ON THE NCQC WEBSITE**



*Floral Confetti* Quilt Drawing for [Guild of Quilters Contra Costa County](https://www.gqccc.org/)



Quilt Show April 18th and 19th, 2026

<https://siliconvalleymqg.com/guild-show/>

Quilt Show April 18th and 19th, 2026

<https://www.gqccc.org/>

## *A Garden of Diamonds Drawing for [Amador Valley Quilters](http://www.amadorvalleyquilters.org)*

Designed by Sue Carter, the 65"x85" quilt uses Kaffe Fassett fabric for the diamond centers, border and backing.



Quilt Show April 25th and 26th, 2026

<https://www.amadorvalleyquilters.org/Word-press/2026-quilt-show/opportunity-quilt-2026/>

36

## *Royal Kaleidoscope Quilt Drawing for [Pine Tree Quilt Guild of Nevada County](http://www.pinetreequiltguild.com)*

90"x 90" Made by the Devas Mini Group  
Sophia Day, Lillian Glaeser, Susie Hardy, Sue Miller, Frances O'Brien and Mary Serpa Quilted by Susie Hardy



Quilt Show April 25th and 26th, 2026


<https://pinetreequiltguild.com/2026-quilt-show/>

37

*Flower Boxes in the Garden* Drawing for [Loomis Quilt and Fibre Guild](#)

Suzi Kilpatrick, Patti Gray & Jo Boley

Quilted by Bruce Cornelius



Quilt Show May 15th and May 16th  
<https://loomisquiltguild.org/>

**PIECEMAKERS QUILT GUILD  
OF SOUTHERN ALAMEDA COUNTY**  
*presents*

2026  
**FABRIC SALE, QUILTZ, CARZ, AND MORE**  
Free Admission

**Saturday, May 30, 2026  
9:00 am - 4:00 pm**

Boutique Fabric Sale  
Quilt Display  
Car Display  
Bake Sale  
Raffle Baskets  
Door Prizes

Community of Grace Church  
380 Elmhurst Street  
Hayward, CA 94544



[www.piecemakersguild.org](http://www.piecemakersguild.org)

The poster features a blue and white color scheme with a quilt pattern of overlapping circles in shades of blue and purple. A blue line drawing of a car is positioned in the lower right corner.

*Gardens by the Sea* Quilt Drawing for [Ocean Wave Quilters of Fort Bragg](#)

Adapted from patterns: "Tropical Fish Sampler", designed by Barbara Bieraugel; Ohana Quilt Works;"Innovative Applique" designed by Rebecca L. Campbell, Sew Simple Series – Sewforever Quilting, the quilt was appliqued by Carole Poma and pieced by Sharon Gieras. Quilting was done by Nadine Schultz.



Quilt Show June 27th and 28th, 2026

<https://oceanwavequilters.com/fort-bragg-quilt-show/>

*Hexie Harmony* Quilt Drawing for [Carquinez Strait Stitchers of Benicia](#)

Hexie Harmony, is based on a hexagon quilt design by Margaret Linderman. It was made by Mary Jo Sherman-Nelson using Asian fabrics from a friend of Margaret's. The lovely golden quilting was done by Denise Lyons-Conrad.



Quilt Ticket Drawing at the Benicia Peddlers FAir on August 8, 2026 <https://cssquilter.org/opportunity-quilt/>



## CHQP Continues Moving Forward!

**UPDATE! 7/1/2025: We are into our 41<sup>st</sup> year, starting our 4<sup>th</sup> year in revival status, we've come a long way in 3.5 years!**

Our goals remain the same and CHQP has taken a giant leap forward and actively promote the Quilt Index Self-Submit process to all California residents who want to include their quilts in the CA Heritage Quilt Project, go to [www.quiltindex.org](http://www.quiltindex.org) Just click on CHQP (p8) in the electronic form when asked about being included in a current project. CHQP can offer technical assistance to guilds, museums, individuals, and other interested individuals or groups. Check out our website [www.chqp.org](http://www.chqp.org) for updates and details on the process.

We want to thank all our Board members, volunteers and generous donors thus far. Together you all have helped make this project come alive and move forward, without your support, it couldn't have been done! More specific information posted on FaceBook and our website.

**CHQP is a registered CA non-profit 501(c)(3) organization – all donations are tax deductible! Send to CHQP, PO Box 241, Jurupa Valley, CA 91752. You can donate by going to our website and clicking on the DONATE button in the "Contact Us" section! Thank you in advance! [www.chqp.org](http://www.chqp.org)**

We currently have board members statewide, but we welcome anyone interested in helping to further CHQP's efforts. For more information, contact us via the website at [www.chqp.org](http://www.chqp.org) or [caheritagequiltproject@gmail.com](mailto:caheritagequiltproject@gmail.com) Face Book @californiaheritagequiltproject Spread the word!

### California Heritage Quilt Project Mission

- To seek out and record the history of California quilts and their makers/owners
- To foster conservation/preservation of the California quilt heritage
- To increase public awareness & appreciation of quilts
- To encourage the art of quilt making

### What has California Heritage Quilt Project (CHQP) done over the last 40 years?

1. CHQP was established in 1984, thousands of quilts were registered. Records are currently archived at Los Angeles County Museum of Art. **As of 7/1/25 We have completed Phase 2 of digitizing our paper records from the 32 Quilt Days held in 1984-1986. We are now prepping for entry into the Quilt Index! We are a step closer to public access!**
2. In 1989, CHQP started doing Oral Histories of California quiltmakers, over 700 have been transcribed and donated to the University of Nebraska - Lincoln, for safe keeping, with a copy at UC Berkeley – Bancroft Library (known for its oral history projects). **As of 7/1/25, we have been in communication with UNL and UC Berkeley-Bancroft on a process for public access! You can contact CHQP for specific oral interviews we can now access.**
3. In 1996, The Commission for the California Sesquicentennial Celebration, asked CHQP to create a tribute quilt to California history. You can see it on permanent display at the California Museum in Sacramento or online at [www.californiaheritagequiltproject.com](http://www.californiaheritagequiltproject.com) through the kiosk we maintain at the museum. **CHQP continues to fund the "kiosk" explaining the quilt and the history it represents!**
4. CHQP developed a children's program called "Make History" where local guilds presented lessons to schools for 4<sup>th</sup> grade students to learn CA history and hand quilt on a quilt supplied by the local guild.

#### Board of Directors

President: Arlene Stevens – Jurupa Valley, CA  
 Vice President: Michelle Hesse – Riverside, CA  
 Secretary: Patti Goodman - Encinitas, CA  
 Treasurer: Leah Zieber- Temecula, CA  
 Member at Large: Scarlett Rose – Anderson, CA

#### Advisory Board

Advisory Board: Stephanie Kenney – Granite Bay, CA  
 Advisory Board: Pat Masterson - Ventura, CA  
 Advisory Board: Zena Thorpe – Chatsworth, CA Resigned 4/2024  
 Advisory Board: Claire McKarns - Encinitas, CA  
 Advisory Board: Nancy Bavor – Los Altos, CA

**California Heritage Quilt Project** is a state documentation project started in Jan 1984. Our mission is to seek out and record the history of California quilts and their makers/owners, to foster conservation/preservation of the California quilt heritage, to increase public awareness & appreciation of quilts and to encourage the art of quilt making.

Our presentation shares our history and our steps forward to preserve the legacy of quilt making and their makers working with the Quilt Index. We have a working Board of Directors that cover the state of California that are happy to share about the project when able. You can contact us at [www.chqp.org](http://www.chqp.org) or by emailing [caheritagequiltproject@gmail.com](mailto:caheritagequiltproject@gmail.com).

When able, we can do in-person presentations with a trunk show or ZOOM presentations with an online trunk show **October 8<sup>th</sup> at NCQC**, Arlene Stevens, President of CHQP, will be participating in the online Meet the Teachers event.

Arlene, as well as being President of CHQP, owns and operates Save the Pieces, a quilt appraisal / consultation service. She has been a quilt maker, researcher of quilt history and collector of quilts for over 30 years. She has appraised quilts in Southern California for the Road to California Quilt Show (2020-2025) and for local collectors and quilters by appointment at locations to be arranged. She



formally appraises antique, vintage, contemporary and art quilts. Consultation services are also available for estate planning. Arlene also offers consultation to local museums that hold quilt collections interested in entering their collection in the Quilt Index.

To support the knowledge necessary, Arlene has taken coursework, attended workshops by renowned quilt historians to study fabric dating, textile history, and quilt making history. Arlene is knowledgeable in pattern identification, construction techniques, standard professional appraisal practices, care/storage, and best practices for conservation of quilts in general. She regularly participates in continuing education opportunities and other numerous activities to keep up to date as needed. These experiences plus having an extensive reference library help her to give you information that will bring a greater appreciation and understanding of your quilts.

### Memberships:

- [American Quilt Study Group](#) AQSG
- Repiecer's (Local Southern CA AQSG group)
- California Heritage Quilt Project (Board of Directors)
- International Quilt Museum, Mingei International Museum
- [American Quilter's Society](#) (Core Quilted Textile Appraisal Program Coursework)
- Association of Online Appraisers (AOA)
- The Quilt Index
- Quilt Alliance
- Studio Art Quilt Association (SAQA)
- Inland Empire Quilt Guild



**Document your own prize quilts or other quilt heirlooms NOW using directions in the last paragraph. Many thanks to these regional volunteers. Scarlett Rose, Arlene Arnold, Stephanie Kenney, Nancy Bavor and Julie Silber are CHQP board members.**



**The Annie's Star Quilt Guild's (ASQG) biannual quilt April meeting will feature a speaker, [Arlene Arnold](#) on the California Heritage Quilt Project (CHQP)**

**[Scarlett Rose](#), reports, " As a CHQP board member, I'm currently working with my local city museum in Anderson to document the 12 quilts they have in their collection. I'm always encouraging local quilters to use Quilt Index's online submission form to document their own quilts!"**

**Both ARLENE AND SCARLETT are quilt teachers in AND MEMBERS OF NORTHERN CALIFORNIA QUILT COUNCIL-WE ARE PROUD OF THEIR DEDICATION.**

**Any California quilter/collector can now directly electronically self-submit their own quilts to the Index now (quilts that live in CA, they don't have to be made here). At the end of the self-submit on-line form, you can pick any of the projects listed, but to make sure your CA quilt is listed under CHQP, click on CHQP.**

**[www.quiltindex.org](http://www.quiltindex.org)**



**Arlene Stevens, Zena Thorpe, Rebecca Blosser, and Pat Masterson are Board Members attending Road to California**





**Sewlano Fiber Artist Network** are traditional quilters who have discovered art quilting. The purpose of the group is to explore and learn Art Quilt Design techniques, encourage each other, share information and create a body of work.

The group meets on the 2nd Wednesday of the month with the goal of sharing a new technique each meeting.

The Sewlano group volunteers at the community quilt building workshops in support of the Social Justice Sewing Academy.

For more information and to RSVP please contact:

Coordinator: Teri Green

Email: [sewlano@aol.com](mailto:sewlano@aol.com)

Text/Call: 707-631-2273



<https://www.clothcarousel.com/module/class/444399/sewlano-fiber-artist-network>

46



The Board of NCQC would love to have you join us. We're a fun group with a wide variety of talents. Among the talents of your Board:

- We Zumba and practice Yoga
- Ride unicycles
- Idea generation/Creativity Midwife
- Fluent in French and Italian
- Play flute, guitar and piano
- Able to write a song about anything at all
- Write bad poetry
- Can figure out anything
- Hitchhike from Texas to California and back...alone
- Ability to detect slight changes in fonts
- At least one of our Board members is always right! Once, anyway.

What talent could you bring to the Board? You can write any Board member to find out more or just [click here](#) and to submit an application. Help us get to know you, through a connection with other members we know.

You can connect through by Jenny Lyon, Director NCQC

47

**2025 NCQC Board:**

**Director**

**Jenny Lyon**

**Assistant Director**

**Jeanne Brophy**

**Secretary/Meet the Teachers**

**Linda Schmidt**

**Treasurer**

**Karren Lusignan**

**Calendar/Webmaster**

**Colleen Voet**

**Newsletter**

**Roberta Burke**

**Facilities**

**April Sproule**

**Membership**

**Karren Lusignan; Vicki Walter**

**Parliamentarian**

**Vicki Walter**

**Members at Large**

**Eileen Crawford**

**Alana Hope, Cathy Medich,**

**Shelley Waldrop**

**Committee Chairs:**

**January Jumpstart**

**Karren Lusignan, Jeanne Brophy**

**Online Media**

**April Sproule; Colleen Pelfrey**

**Wild Apricot Review**

**Vicki Walter; Colleen**

**Voet; Roberta Burke**

[calendar@ncqc.net](mailto:calendar@ncqc.net)

[database@ncqc.net](mailto:database@ncqc.net)

[director@ncqc.net](mailto:director@ncqc.net)

[media@ncqc.net](mailto:media@ncqc.net)

[membership@ncqc.net](mailto:membership@ncqc.net)

[mtt@ncqc.net](mailto:mtt@ncqc.net)

[newsletter@ncqc.net](mailto:newsletter@ncqc.net)

[treasurer@ncqc.net](mailto:treasurer@ncqc.net)

[webmaster@ncqc.net](mailto:webmaster@ncqc.net)

**Use the links  
to the left to  
connect to the  
board. Join us.**