



South Dakota

4-H Member's Annual Report

4-H Year 2022 to 2023



Name Susan Clover
Address 701 W 1st St. Webster, SD 57274
Date of Birth 9.8.10 Age (on January 1 of current club year) 13
County Day Years in 4-H (include this year) 6
Parent's/Guardian's Name Bill Clover

Check:

☒ Member of a 4-H Club ☐ Special Interest 4-H Group Member
☐ Independent 4-H Member

My special interest groups are Shooting Sports, Rodeo
My local club's name is Go Getters 4-H Club

Club or Group Leaders

John Smith and Martha Smith

Club or Group Officers

President Bob Ross Vice President Alice Carroll
Secretary Will Wordsworth Treasurer Susan Clover
Reporter Samuel Jackson Other _____

Other 4-H Members

Bella Beads
Alan Carpenter
Payton Knox
Sally Wagner

4-H Projects or Programs Enrolled in this Year

1. <u>Hobbies & Collections</u>	8. _____
2. <u>Food Preservation</u>	9. _____
3. <u>Horse</u>	10. _____
4. <u>Meat Goat</u>	11. _____
5. <u>Rabbit</u>	12. _____
6. <u>Livestock Judging</u>	13. _____
7. _____	14. _____

My goals as a 4-H member for the year:

My goal is to exhibit in all my project areas and earn medals in Horse and Rabbit

The goals of my 4-H club for the year:

Our club goals are: 2 community service projects
increase members in Public Presentations
recruit 2 new families

Your 4-H record is an organized presentation of what you have learned and accomplished in 4-H. It is a useful tool for determining your own progress and personal growth.

Assembling the 4-H Record Book

Cover — Use a standard 4-H record book cover.

Pages 1 & 2—Annual Report and Goals

Pages 3 & 4—4-H Leadership, Community Service, 4-H Promotional Activities and Other Activities and Achievements

Pages 5 & 6—4-H Event Record and 4-H Banquet Awards

Project Report Pages—Update current 4-H Project Report form(s) for a minimum of one project in which you are enrolled. Project forms are also required to show completion of club talks or public presentation. The project report pages are placed in the same order in which you have them listed on page one of the Annual Report.

Financial Summary Statement— If this is your first year in any live animal project area, you are required to complete a financial statement for that animal. Otherwise, you need a financial statement for another project or item.

4-H Story—This is your personal reflection on your 4-H year.

Clippings and Photos—Do them your way!

Unused Project Report Forms—These are project forms you have started other years but did not work on this year. Just place them after your Clippings and Photos.

Susan Clover

4-H Member's Signature

Laura Clover

Parent or Guardian Signature

9/8/23

Date

9/8/23

Date

4-H LEADERSHIP

How I was a leader to 4-H members in my club, county, state or nation?

Date	How I was a leader.
11.15.22	Led the American Pledge at club meeting
12.10.22	Taught club members how to make tree decorations
2.15.23	Assisted a younger member with CDM class
4.29.23	Attended Regional 4H Leadership Event - DASH

COMMUNITY SERVICE

This is what I did to help my friends, neighbors, and community.

Date	What did you do? Where?
12.1.22	volunteered at my church to wrap Toys for Tots
3.20.23	Assisted with basketball tournament
6.5.23	Mowed lawns for the elderly in Waubesa

4-H PROMOTIONAL ACTIVITIES

List 4-H promotional work outside the local 4-H club. (For example: I promoted 4-H by inviting a friend to a club meeting, wore my 4-H T-shirt, gave a speech about 4-H, wrote a news article, made a display for National 4-H Week, promoted Character Counts!,...)

Date	How and where promoted 4-H.
Oct. 22	Wore 4H shirt during Nat'l 4H Week
Oct. 22	Wrote a letter to the editor
Aug. 23	Spoke on the radio about 4H during the Day County Fair





OTHER ACTIVITIES and ACHIEVEMENTS

Summarize your church, school, and community activities other than 4-H. Report participation, leadership and recognition. Also, list events you were involved in and/or awards and recognition that you received in areas related to 4-H projects that you are not enrolled in. (Examples: I represented Day County on the Citizenship Washington Focus trip to Washington, D.C. I went to Teen Leadership Conference.)

List Church - youth group, Choir
School - student council
FFA
FCCLA
Key Club
Nat'l Honor Society
National Organizations & Memberships

4-H Event Record

During the year, make brief notes about your participation at 4-H Club meetings, County and State 4-H Activities. Place a check mark next to the meetings you attended.

Month		4-H Club Meeting Activities (Gave a demonstration, hosted the meeting, led the meeting, led a judging or project class, led American flag pledge, led 4-H flag pledge)	County & State 4-H Activities (Achievement Days, Camps, Horse Show, Parades, Rodeos, Shooting Sports Events, State Fair, Trips, Youth in Action Contests, Workshops)
October			
November		Elected Vice President gave a demonstration	
December			
January		Led 4H Pledge	BBGun Practice Fridays all month
February			Attended Watertown Farm show - Livestock Literacy & 4H Show
March		Hosted Meeting	

April	✓	4-H Club Meeting Activities <i>Livestock Literacy</i>	County & State 4-H Activities <i>Attended State Shoot</i>
May			
June	✓	<i>Project Day - tied blankets</i>	<i>Attended TLC</i>
July			
August			<i>Exhibited at the DCF</i>
September			<i>Exhibited at the State Fair</i>

4-H BANQUET AWARDS

This is where you can list your awards from the 4-H Recognition Event such as Participation Certificate, Ribbon Premiums, 1st Year Patch, 2nd Year Banner, Accumulative Awards, Key Award, Danforth, Youth in Action Awards, Outstanding 4-Her Awards, etc. It will generally be filled out after the 4-H Recognition Event.

4-H Hobbies & Collections Project Report
(Name of Project)

In the boxes list the number of article made, quarts canned, garments constructed, acres planted, exhibits entered, etc., each year from this project area.

<u>2022</u> (Year)	<u>2023</u> (Year)	<u>2024</u> (Year)
Display Book of lego collection	Display Book of Lego Collection	

My goals for this project or program:

- 22 to create a book of my current Lego projects with pictures and descriptions
- 23 to purchase 2 new Lego Kits and add them to my book
- 24

Major leadership responsibilities, accomplishments, and skills learned in this project:

- 22 I had to be organized and dilligent to create the book.
- 23 Completed 2 Lego Kits with 750 plus pieces.
- 24

Youth in Action

Indicate your participation as an individual or team member.

Demonstrations, Illustrated Talks, Public Speaking, Project Why, Showmanship, Fashion Revue, Special Foods, or Performing Arts:

Year	What/Where	Placings	Year	What/Where	Placings
22	Club talk	—			
23	None				

Judging:

Year	What/Where	Placings	Year	What/Where	Placings
22	None				
23	None				

Project Exhibits: (indicate where, number, and ribbon placing—C2P, S1B1R)

Year	Placings
22	CIP, Best of Show, S1P
23	CIP, S1P

Other Awards, Honors, Recognition: (medal, trophy, trip, scholarship, bond, etc., and why received)

Year	What/Why	Year	What/Why
22	Best of Show		
23	None		

Non-4-H Events: (relating to this project area)

Year	What/Why	Year	What/Why
22	None		
23	None		

Hobbies & Collections Project Financial Report

(One financial report is to be completed by a member if not enrolled in a livestock area)

1. Itemized cost of materials

The Child Lego Set \$90
Mandalorian Starfighter \$60

2. Value of completed article

\$150.00

3. What steps did you follow to complete this project?

I followed the steps in the illustrated instruction manual to complete both projects. I took pictures of my progress for the display book.

4. Profit or loss (if any applies).

Not applicable