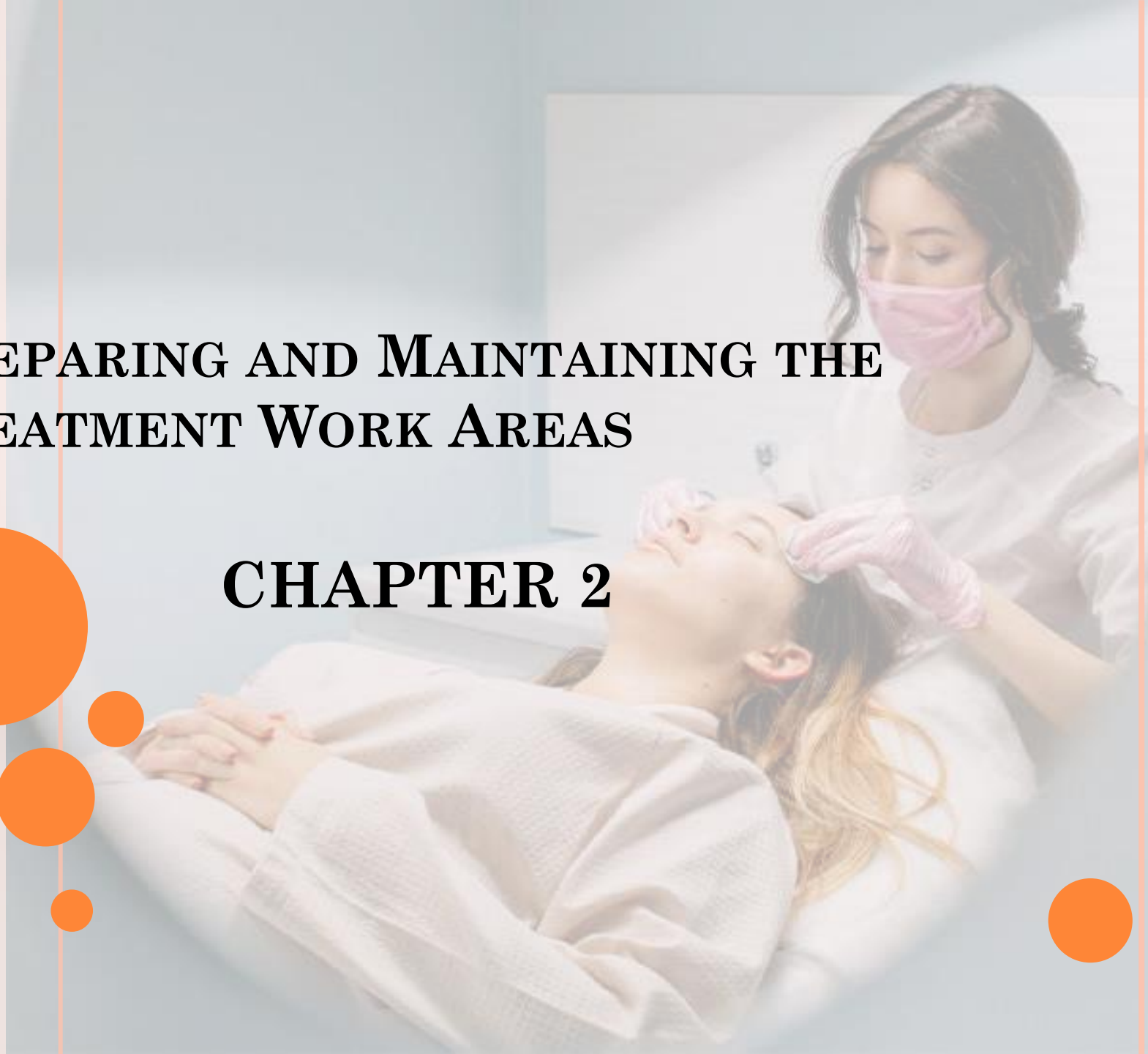



PREPARING AND MAINTAINING THE TREATMENT WORK AREAS

CHAPTER 2



LESSON OBJECTIVES:

- Keeping work area clean
- Gaining knowledge on the environmental conditions of Beauty Salon.
- Practicing Sterilization and Disinfection.
- Disposing of waste correctly



2.1

Keeping the work area clean



2.1.1 BASICS ESSENTIALS :

- Keeping the work area clean is an indispensable aspect of Salon business. Cleanliness of the work area entails maintaining the following:
- All bedding and towels washed.
- Products tidied away.
- Worktops and trolleys disinfected
- Tools sterilized
- Disposables thrown away
- Equipment cleaned
- New bedding or couch roll laid out.
- It is important to keep the area in a state that it is fit for next use
- All curtains must be washed.
- Washing the hands before and after servicing the clients. Keep the waste items in closed containers
- Chairs and couches should be cleaned regularly



2.1.2 PERSONAL HYGIENE:

- The beauticians are required to maintain personal hygiene in order to protect themselves and the clients from infections or contaminations. Below are some guidelines for personal hygiene:
- Wash hands with anti-bacterial cleanser before and after client contact.
- Implement salon procedures after known contact with infectious disorders of the hair and scalp.
- Wear posture-supportive closed toe footwear in the salon
- Avoid bending and stretching by adjusting client chairs up or down whenever possible.
- Manage dangerous goods and substances according to the salon policy and relevant legislation. . Report work-related incidents and accidents to designated personnel.



2.1.3 EFFECTS OF MAINTAINING CLEANLINESS IN WORK AREA

- Cleanliness helps in avoiding major hazardous situation. If accumulating of discarded paper, spills, etc. starts taking place and is accepted as normal then more serious breach of safety can take place sooner. It needs to be realized that good housekeeping is a basic part of accident and fire prevention. Maintaining all of the work area neat and orderly is of prime importance. Maintaining halls and floors free of slip and trip hazards, removing wastes like, discarded paper, spilt cream, hair waste, nails, dirty water, used cotton etc, needs to be done as soon as necessary. Paying attention to important details such as layout of the whole workplace, aisle marking, the adequacy of storage facilities and maintenance is required.



FOLLOWING KINDS OF ACCIDENTS MIGHT TAKE PLACE IF THE CLEANLINESS FACTORS ARE COMPROMISED:

- Tripping over loose objects lying on floors, stairs
- Being hit by falling objects.
- Slipping on greasy, wet or dirty surfaces.
- Striking against protruding, poorly stacked items or misplaced material • Cutting, puncturing, or tearing the skin of the hands or other parts of the body from nails, wire or steel strapping



Setting up the required equipment



2.2.1 STERILIZATION AND DISINFECTION

- **Sterilization** : Sterilization is the process of killing microorganisms, through process like Autoclaving etc. An autoclave is a machine that sterilize equipments through a combination of steam, heat and pressure. It works similarly to a pressure cooker. Microorganisms cannot survive in an autoclave. Sterilization is conducted for the metal equipments used in salon. Tools for Manicure, Pedicure, Scissors and all other tools that requires sterilization should be purified through Autoclaving method or through other effective ways.



2.2.2 DISINFECTION

- Disinfection is the process of killing the majority of pathogenic microorganisms. It is the general procedure that is usually followed in the cosmetology industry. Procedures such as extraction, Waxing , and tweezing that sometimes expose blood on the surface of the skin. Because of this exposure to blood, it is important to be very careful about maintaining excellent level of hygiene.
- a) Some of the cleaning agents generally used for disinfecting are the following:**
 - Bleach (Hypochlorite)•
 - Chlorhexidine-based products
 - Glutaraldehyde-based products etc.
 - Powder/ Liquid detergent



B) STERILIZATION AND DISINFECTION OF TOOLS AS PER SOP

As per, Standard Operating Process (SOP), below steps are to be followed:

- Decontamination area, reusable equipment, instruments, and supplies are cleaned.
- Assembly and packaging area, area where decontaminated area equipments and instruments are brought for sterilization.
- Sterile storage area, sterilized equipment are arranged for proper storage.
- Distribution area, all the functions of distributing the equipments are conducted



C) ENVIRONMENTAL CONDITIONS OF SALON

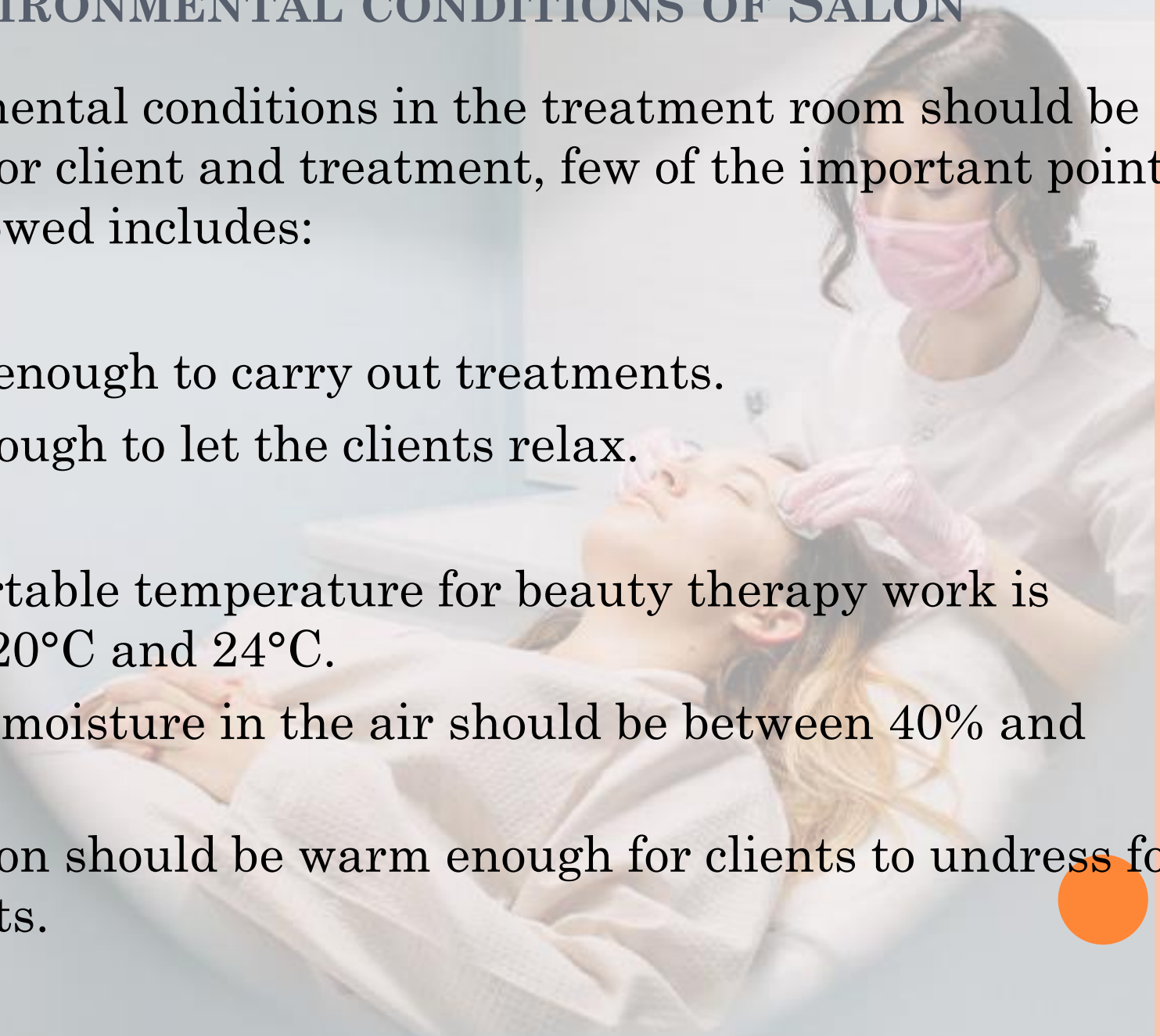
- Environmental conditions in the treatment room should be suitable for client and treatment, few of the important points to be followed includes:

Lighting:

- I) Bright enough to carry out treatments.
- II) Soft enough to let the clients relax.

Heating:

- I) A comfortable temperature for beauty therapy work is between 20°C and 24°C.
- II) Level of moisture in the air should be between 40% and 60%.
- III) The salon should be warm enough for clients to undress for treatments.



Ventilation

- I) Good ventilation is essential in Salons and Spas that have steam and sauna areas to ensure that the air does not become too damp and humid.
- II) Methods of ventilation like, Extractor fans, windows, air vents, doors and Flues needs to be used.

d) Correct waste disposal:

Waste disposal should be conducted in following situations:

Soon after a cotton wool, tissue or other disposable is used, it should be discarded immediately to the foot pedal bin

- Foot pedal bin should be used otherwise touching the lid would have made the hands dirty and thereby increase the risk of infection.. For skin fluid treatments, all the wastes are required to be disposed in clinical waste bin.
- Wastes should be disposed straight away
- Cleaning should be done during the time gap between the stages of a work. For example: During Pedicure, the drying of nail varnish takes a while and the time should be utilized to dispose waste.

Much of the waste that salons actually produce is recyclable and time, convenience and the right information is all that is needed to manage waste effectively.



- 
- • **The Waste Pyramid** is a great way to understand how to deal with the waste that generates comes into a Salon. It highlights the importance of 'reducing' and 're-using' waste before it is even recycled. It helps in reducing waste and saving money.
 - **Chemical Waste:** Can be diluted with water and then be disposed.
 - **Sharps/Glass:** Wrap up any sharps in paper or tissue before it is disposed to bin.
 - **Aerosols:** Should be disposed in containers separately from hot ashes.





THANK YOU!!!

