


RETAIL PRICE LIST
1st May 2026



Opening Times: Mon-Fri : 7:30 to 16:30 Sat : 7:30 to 11:30
 Saturdays Prepaid Collections Only
 Units E & F Rollalong Site, 309 Old Barn Farm Road, Woolsbridge Ind. Park, Three Legged Cross, Wimborne, Dorset. BH21 6SF
 Email: info@lewisconcrete.net Website: www.lewisconcrete.co.uk
 Leave us a review!
 TEL: 01202 **821895**  @lewisconcreteltd

ALL PRICES INCLUDE VAT AT 20%

 All of our plastic packaging is fully recyclable. In order to help us reduce our carbon footprint, please bring back any timber used for loading/packaging so we can use it again.

Notes

- DELIVERY:** Will be made to the nearest hard public highway and the goods crane off-loaded where practical. Private property will only be entered at the customer's risk and at our driver's discretion. A charge may be made according to volume and distance. Please enquire.
- PRICES:** All prices are subject to revision without notice.
- AVAILABILITY:** All offers are subject to availability. Delays should be expected during peak times, such as Spring and early Summer.
- SIZES:** Are all nominal. Please take care or ask advice if mixing different types of paving slabs.
- COLOURS:** Illustrated colours are for guidance only. Finished concrete colours can vary due to manufacturing and curing conditions.
- PALLETS:** Pallets chargeable at £15.00 + VAT, which is refundable upon return in original condition.
- RETURNS:** We accept returns of most products (not postmix) in perfect, resaleable condition within 28 days of purchase with proof of purchase. A restocking fee of 10% will be charged and the goods returned to us at the customer's expense.

All sales subject to our standard conditions of sale.

About Concrete

Concrete is long established as a versatile hard wearing and economical material for use in building and hard landscaping. It can be cast in moulds enabling production of a variety of decorative shapes and sizes as well as attractive surface finishes. Its compressive strength is well up to the demands made of it during normal use as a garden landscaping material.

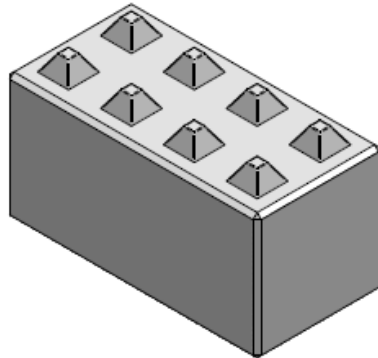
Concrete is not a totally controllable material when it comes to colour, and variations can occur due to a combination of the humidity and temperature during curing and the normal variety of colours in the natural aggregate materials. Samples are displayed and offered on this understanding.

Patchiness can also occur when slabs are packed together, this may result in a dark centre, usually more conspicuous on smooth slabs. This will reduce and often disappear altogether as the slabs are exposed to weather.

After long exposure, paving will usually show signs of weathering and probably will have become dirty from atmospheric dust. Water and a stiff brush will usually be sufficient to remove dirt. Chemicals are available as patio cleaners, but care should be taken since they sometimes etch the wearing surface and the clean effect is short lived. Water pressure sprays should also be used sympathetically. De-icing salts will harm the surface and should not be used.

Interlocking Blocks

Cast with a threaded inset for ease of lifting (2 in the 1500mm block)



1500x600x600mm
5 nibs long
approx. 1270kg
£209.39

900x600x600mm
3 nibs long
approx. 760kg
£170.14

600x600x600mm
2 nibs long
approx. 510kg
£130.87

2T lifting eye, removable
 £16.37 each (2 needed for
 1500mm block)


Please ensure you have means to move
 the blocks as they will be delivered to the
 closest point kerbside.

PAVING SLABS 38mm thick unless otherwise stated

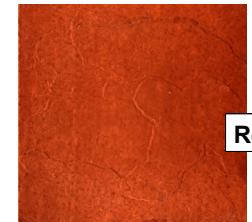
Cotswold Riven Available in Natural, Buff, Dark Grey, Yellow and Red



Buff



Dark Grey



Red

Price in Natural, Buff and Dark Grey

Price in Yellow and Red


	Each	Per m ² *	Each	Per m ² *
24" x 24".... (600 x 600mm)	8.34	23.17	9.34	25.94
24" x 12".... (600 x 300mm)....	5.92		6.61	
12" x 12".... (300 x 300mm)....	3.90		4.37	
Random in the above 3 sizes		28.83		32.25
18" x 18".....	4.64	22.91	5.20	25.68

Rotunda Flagstone


Available in Natural, Buff, and Dark Grey
 Suitable for combining with Rotunda Circle

	Each	Per m ² *
24" x 24" (600x600mm)....	9.98	27.72
24" x 12" (600x300mm)....	6.67	
12" x 12" (300x300mm)....	4.30	
Random in the above 3 sizes.....		33.25
18" x 18" (450x450mm)....	6.61	32.64

(Dark grey not made in 18x18)



Natural



Buff



Dark Grey

Smooth Natural only

The ever popular basic plain paving slab. Please be aware that surface colour variations will be more conspicuous on this unrelieved surface and that antiskid properties are low.

	Each	Per m ² *
24" x 24".....	9.04	25.11
24" x 12".....	5.92	
12" x 12".....	4.19	
9" x 9".....	3.12	
Heavy Duty		2" Thick
36" x 24"	19.80	

Ripple

Available in Natural, Buff



Natural

24"x 24"

Each 9.04 Per m²* 25.11

Buff

A Slab Laying Guide



< Round Riven

18" Diameter 6.90

Colours
Grey
Yellow
Buff

Round Brushed >

12" Diameter 5.38



Colours
Grey
Yellow
Buff

Stepping Stones

'D' shaped Riven

18" Diameter approx..... 6.90



Random Drystone Wall Block

Full Block ..(440x140x100mm) ..	8.50
Half Block ..(220x140x100mm) ..	6.41
Coping(500x150x40mm)	5.17

Colours: Natural or Buff



Follow these 6 easy steps


1. Using a scaled plan of the patio, mark out its position using pegs and a line, clearing the site of all vegetation.
2. Dig out your soil to a depth of about 150mm or 6" below the finished patio level, ensuring the soil is compacted.
3. Spread a good layer of at least 100mm or 4" thick of hardcore over the excavated area. Remember to leave room for the thickness of the slabs and around 30-50mm or approximately 2" of mortar. Compact this layer of hardcore thoroughly, ideally using a plate compactor if you have one.
4. Using your house wall, fence or pegs and line a reference, start to lay your slabs. Tap each slab down using a rubber mallet and continuously check they are level. You can use wooden spacers to ensure equal gaps between slabs.
5. Continue until all the slabs in your patio are laid, being careful to check you follow your slope level as you go. If any of your slabs have to be cut, use an angle grinder to cut your slabs effectively.
6. When the patio is finished, wait a few days for the mortar to set. Fill joints with a dry mix mortar- or resin (follow instructions on box)- and once completed wet using a watering can with a fine rose. Alternatively use a recommended chemical mortar. Again leave for a couple of days before enjoying your completed patio.

Remember:

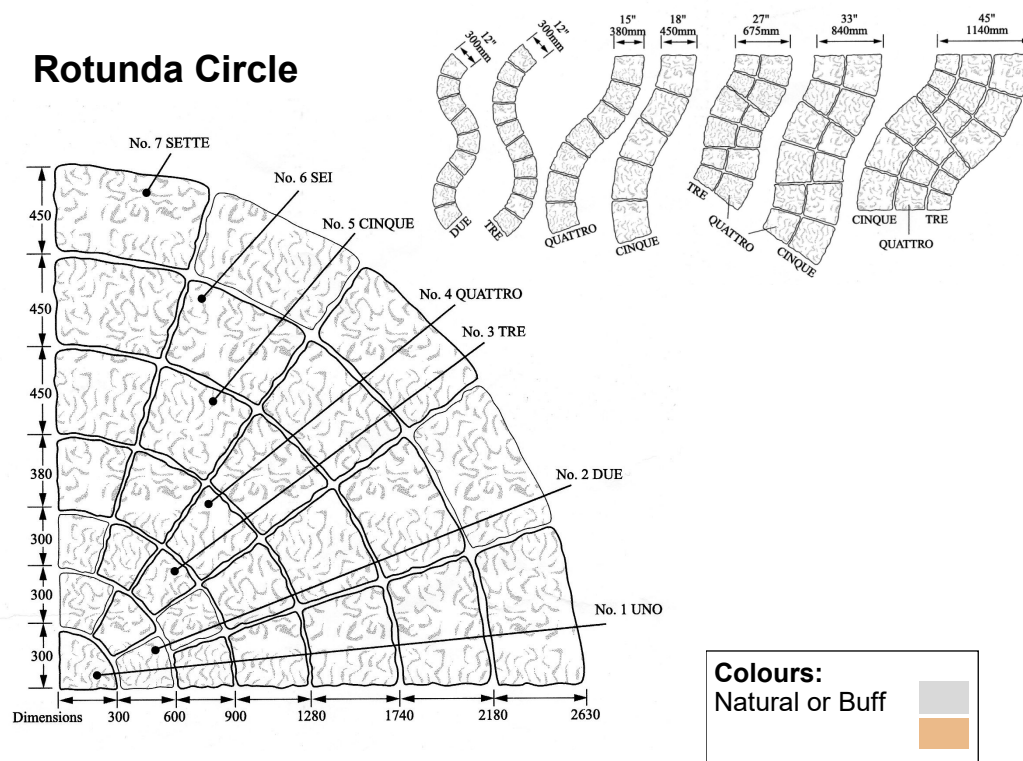
Your patio should be at least 150mm or 6" below your house d.p.c. (Damp proof course) if it's next to the house. Slope the patio away from walls or fence, a slope of 25mm over 1.5m (or 1:60) should be sufficient.

Need slabs for a shed base?
Please enquire about seconds/ damaged slabs.
Collection only.

Laying in this pattern will give roughly the same number of each size. To work out number of slabs needed– laid as below:
 600x600mm, 600x300, 300x300. Divide by 0.63 for the number of each size of slab.
Alternatively for other areas: Laid as: 600x600mm– divide by 0.36 or 450x450mm– divide by 0.2025.



Rotunda Circle



Description		Diameter full rotunda	Quantity per Ring	Price of Full Rotunda 4 Uno/ (1 Centre)	Price per Slab
Sette	No 7	5.26m	20	989.72/(981.85)	11.53
Sei	No 6	4.36m	20	759.12/(751.25)	9.70
Cinque	No 5	3.46m	20	565.12/(557.25)	8.88
Quattro	No 4	2.56m	20	387.52/(379.65)	7.97
Tre	No 3	1.80m	20	228.12/(220.25)	6.41
Due	No 2	1.20m	12	99.92/(92.05)	6.19
Uno	No 1	0.6m	4	25.64/(17.77)	6.41

When ordering circle kits, sizes Cinque, Sei and Sette will need to be paid for up front and are not refundable.

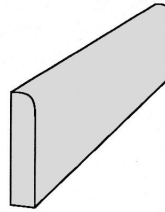
Centre Round

600 x 600mm dia. One pc. Centre round alternative to UNOs.....17.77

PATH EDGINGS

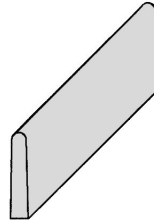
Bullnosed in Grey

6" Deep	3'0 Long	4.63
	2'0 Long	3.85
	1'0 Long	3.54
8" Deep	3'0 Long	7.97
12" Deep	3'0 Long	10.87



Round Top in Grey

6" Deep	3'0 Long	4.79
----------------	----------	------



Scroll Top

450 long x 200 x 40mm in Natural or Buff/ (Red)

Per length..... 7.06/(8.51)



Full Rope Top

570 long x 160 x 50mm
In Natural or Buff/(Red)

Per length.....9.12/(10.57)



Corner Dolly

to use with Scroll or Full Rope Top

Each.....6.13/(7.58)



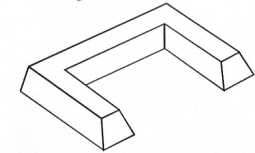
Padstones min. compressive strength 40 N/mm²
Special sizes made to order
(lifting eye cast in if requested @ £3)

Size in mm.	100 x 150	100 x 215	140 x 215	215 x 215 /with eyes	CORNER 100X215
215	12.77	15.18			
330	13.02	15.43			
450	13.69	15.92	22.03	23.52/26.52	43.26
660	14.93	18.02			

Gully Kerbs

Depth x width x depth (internal)

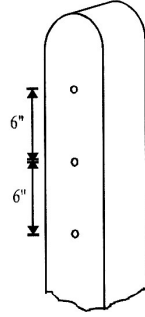
9" x 9" x 9".....	11.08
9" x 13" x 9".....	12.50
13" x 9" x 13".....	12.50



General Purpose Posts

Popular for arris rail close boarded fencing.
4x4 Posts holed for 10mm bolts.
Maximum 8 feet apart.

5'0 Long.....	24.67
6'0.....	25.72
7'0.....	26.72
8'0.....	32.45
9'0.....	35.00



2.4m(8ft) plain gravel board 6" deep...28.43

Recessed Posts & Gravel Boards

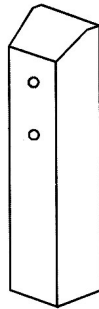
Specifically for arris rail close boarded fencing.

8'0 long for 6'6 fence.....	36.91
3m(10ft) gravel board 6" deep...	30.90

Repair Spurs

A strong rot proof base to bolt to a wooden fence.

3'6 Long 4" x 4"	14.89
Bolts to suit	1.21



Post mix

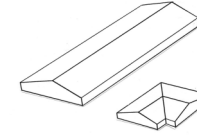
Bagged post concrete.
Recommended at least 2 bags per post.

20kg bag 6.14



WALL COPING

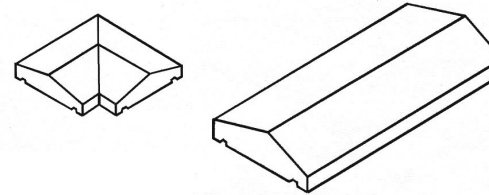
Double Weathered



5½" (140mm) Wide	
2'0 Long.....	4.46
Corner.....	6.94

Double Weathered

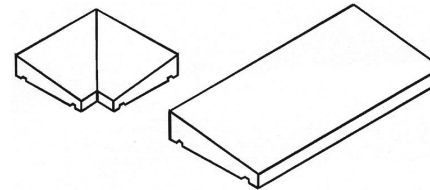
Twice throated



8½" (215mm) Wide	
2'0 Long (with drips).....	7.97
Corner.....	12.36
12" (300mm) Wide	
2'0 Long (with drips).....	10.99
Corner.....	15.79
14½" (360mm) Wide	
2'0 Long (with drips).....	12.83
Corner.....	18.26
16" (410mm) Wide	
2'0 Long (with drips).....	14.92
Corner.....	20.75

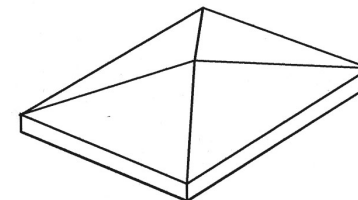
Single weathered

Twice throated



12" (300mm) Wide	
2'0 Long (with drips).....	10.99
Corner.....	15.79
14½" (360mm) Wide	
2'0 Long (with drips).....	12.83
Corner.....	18.26
16" (410mm) Wide	
2'0 Long (with drips).....	14.92
Corner.....	20.75

Pier Caps



10 x 10 (260x260mm).....	6.84
12 x 12 (300x300mm).....	9.71
16 x 16 (400x400mm).....	13.00
18 x 18 (460x460mm).....	19.28
21 x 21 (525x525mm).....	21.73
24 x 24 (610x610mm).....	27.77
15 x 10 (380x250mm).....	13.36
20 x 15 (510x380mm).....	21.76
21 x 12 (525x290mm).....	15.14

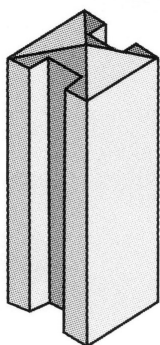
SLOTTED POSTS FOR PANEL FENCING

These posts are designed to be used with approximately 2'0 (600 mm) in the ground and the remaining slot in-filled by timber fabricated panels, with or without concrete gravel boards as listed opposite. Longer posts should be used on sloping or unstable terrain.

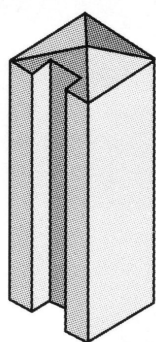
For a solid concrete fence they can be in-filled with gravel boards or with the more decorative TIMBERLAP or Yorkstone Walling Panels.

IMPORTANT: Concrete panels should not exceed a height of 6'0 (1.83 metres) above ground level, nor be used as retaining walls

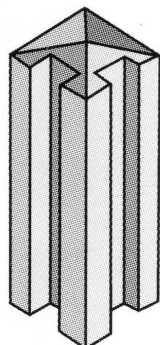
Please note: our posts have slightly under 2'0 under the nib (which goes at ground level), and as such are just under the given length.



Intermediate



End

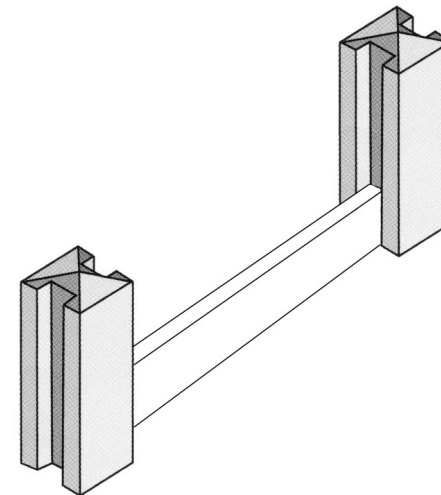


Corner

Length of post overall	Intermediate Posts	End posts	Corner Posts	Three way 'T' posts
5'0	24.77	30.12	34.86	42.67
6'0	25.48	30.90	37.25	44.22
7'0	26.28	31.72	39.60	45.76
8'0	26.93	32.50	42.00	46.04
8'6	27.44			
9'0	27.79	33.25	44.17	47.52
10'0	36.00		53.05	

Gravel Boards

Slot into posts to provide a tidy, rot-proof base for timber panels.



6'0 Long x 2" thick

6" deep..... 16.28

9" deep..... 20.38

12" deep.... 23.56

12" 'Hedgehog friendly'... 27.94



Yorkstone Walling

Concrete boards with a stone appearance rebated to sit on top of each other, single sided.

6'0 long x 2" x 12" deep

Each.....25.85

Timberlap™

Concrete boards with a shiplap timber effect for use with our slotted posts, single sided. (shown here finished with timber trellis topping)

6'0 long x 2" x 12" deep

Each.....27.04

