

9/23/2025



2026 ICD-10-CM Updates

CHRISTINE HALL
CHC, CDEO, CPC, CPB, CPMA, CRC,
CEMC, CPC-I, Approved AAPC Instructor

www.stirlingglobalsolutions.com




1

DISCLAIMER

This presentation/webinar was current at the time it was published or provided via the web and is designed to provide accurate and authoritative information in regard to the subject matter covered. The information provided is only intended to be a general overview with understanding that neither the presenter nor the event sponsor is engaged in rendering specific coding advice. It is not intended to take the place of either written policy or regulations. We encourage participants to review the specific regulations and other interpretive materials, as necessary. Copying or reproducing any part of this content provided by Stirling Global Solutions LLC without explicit permission is strictly prohibited. Unauthorized distribution, whether for commercial or non-commercial purposes, is subject to legal action.

"CPT Copyright 2025 American Medical Association. All rights reserved. CPT® is a registered trademark of the American Medical Association."



2

CHRISTINE HALL, BSHM

CHC, CDEO, CPC, CPB, CPMA, CRC, CEMA, CPC-I, Approved AAPC Instructor



Christine Hall is a nationally recognized healthcare compliance consultant, educator, and speaker with over 30 years of experience in health administration, revenue cycle management, and medical coding. She holds a Bachelor's in Healthcare Management with a minor in Sociology and is pursuing her Master's in Healthcare Law at Florida State University.

Christine holds multiple credentials, including CHC, CPC, CPB, CPMA, CRC, CDEO, CEMA, CPC-I, and CPA-TH. A former Chairwoman of the AAPC Billing Advisory Committee, she has taught for AAPC and Florida Atlantic University.

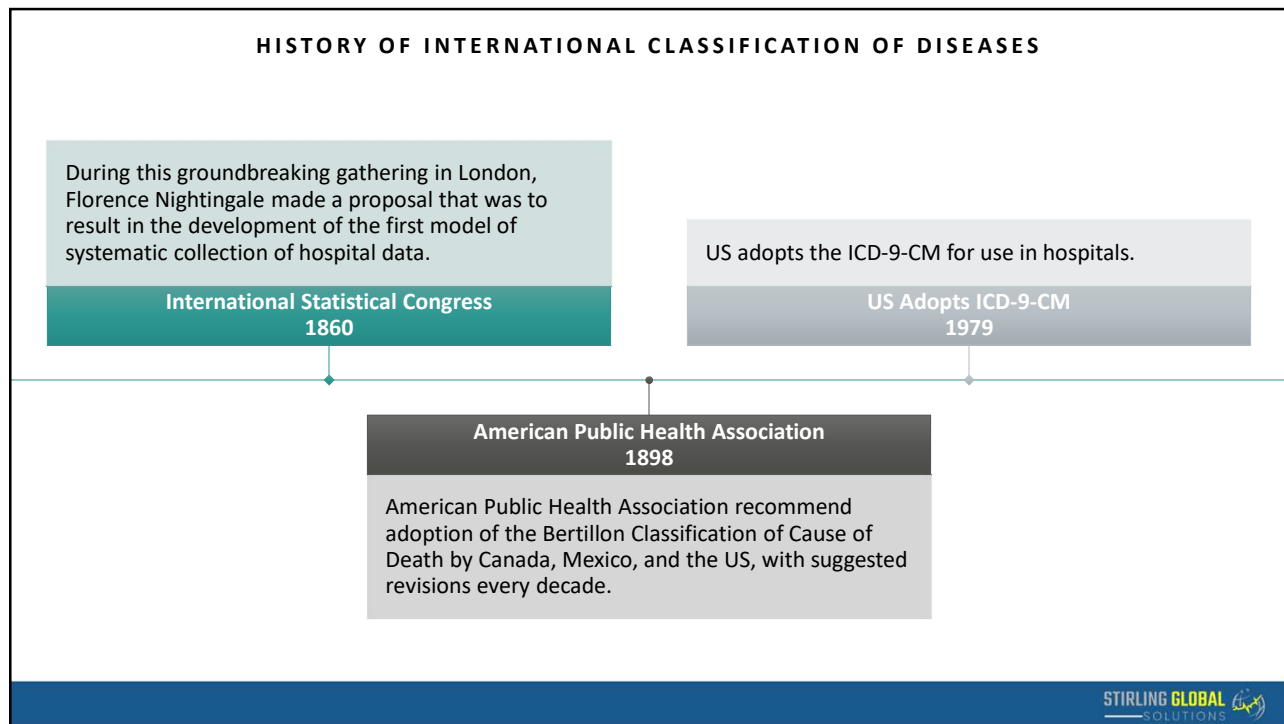
A subject matter expert in coding, risk adjustment, telehealth, reimbursement, and compliance, Christine has worked with leading healthcare organizations across the country. She also hosts the bi-weekly podcast Coding with Christine Hall, offering insight and education for today's healthcare professionals.

3

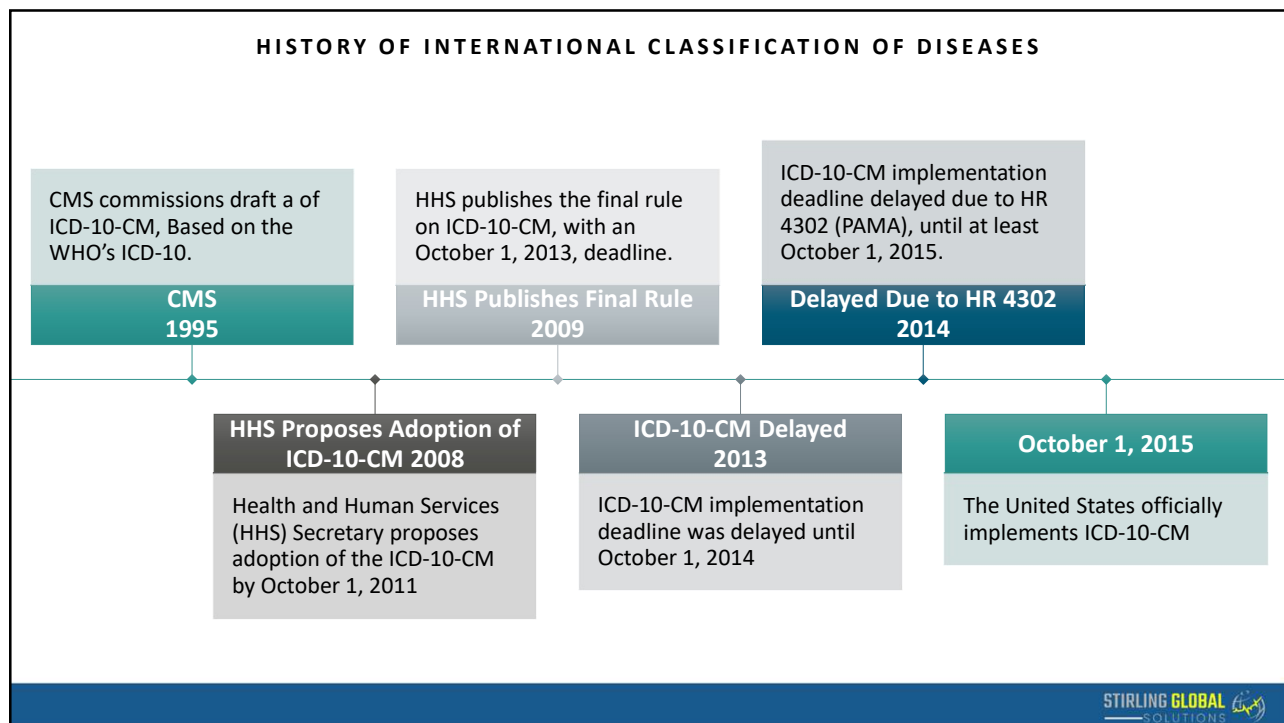
ICD-10-CM CODE BOOKS



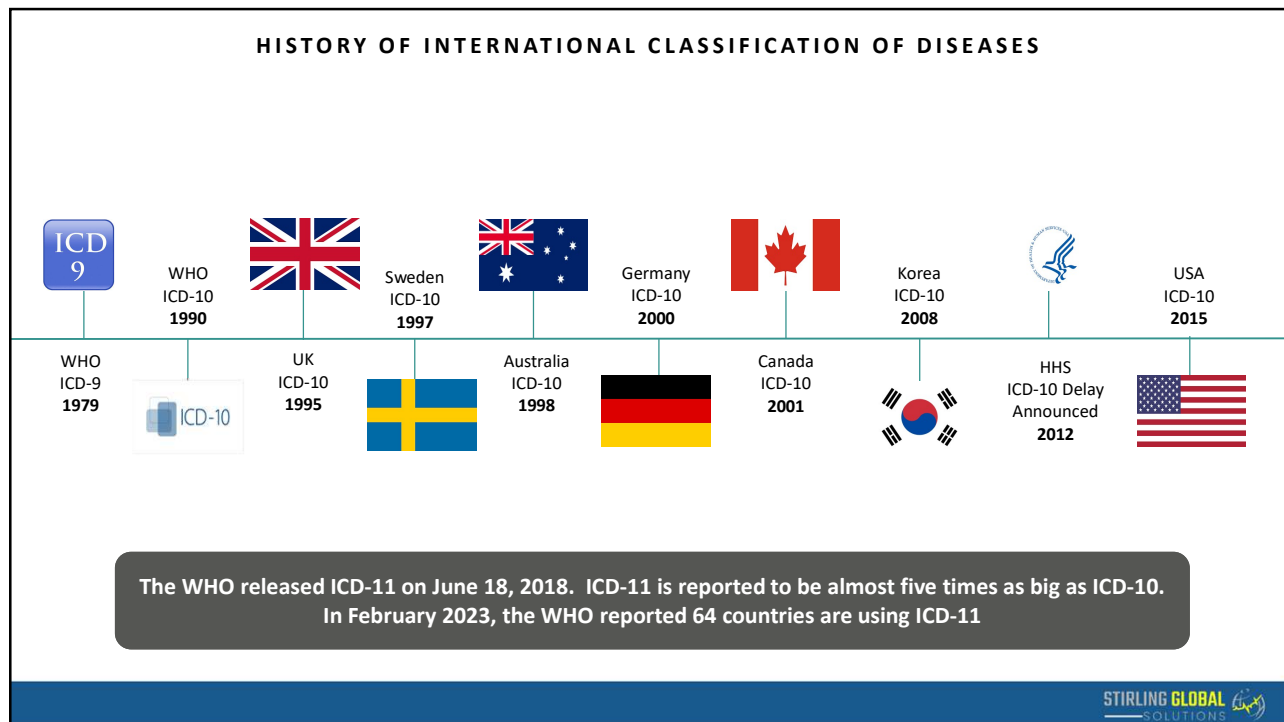
4



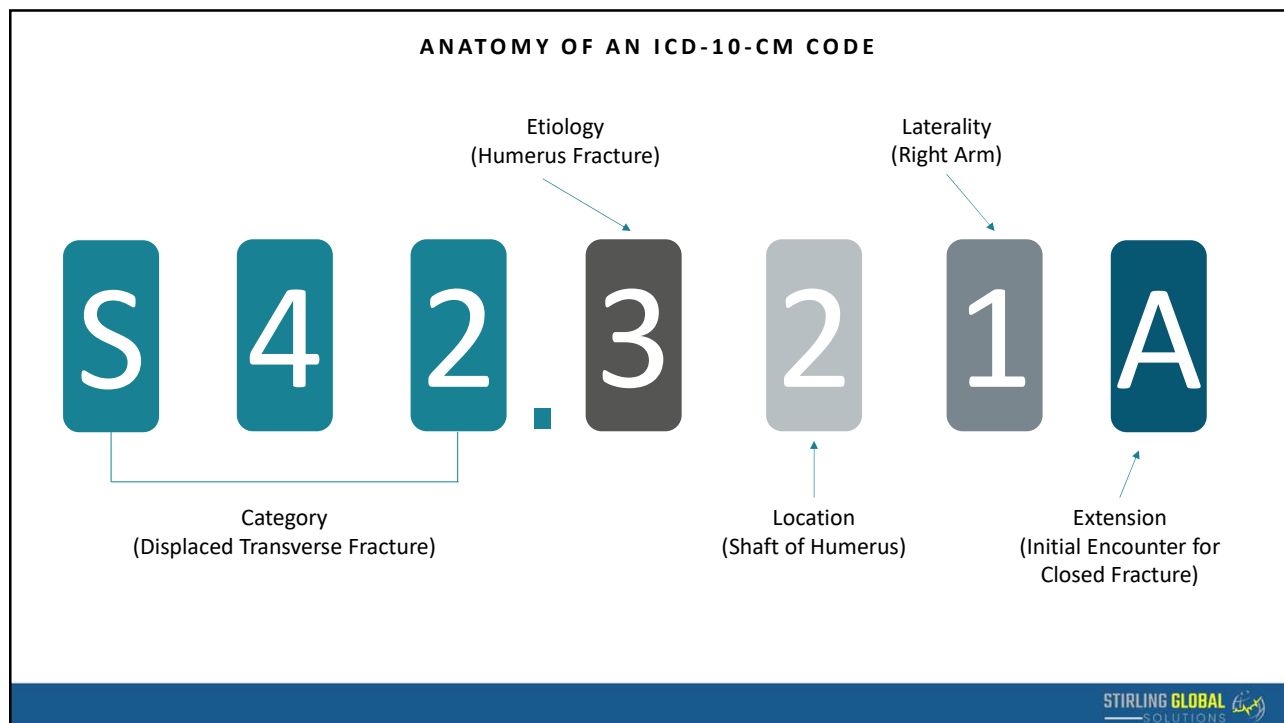
5



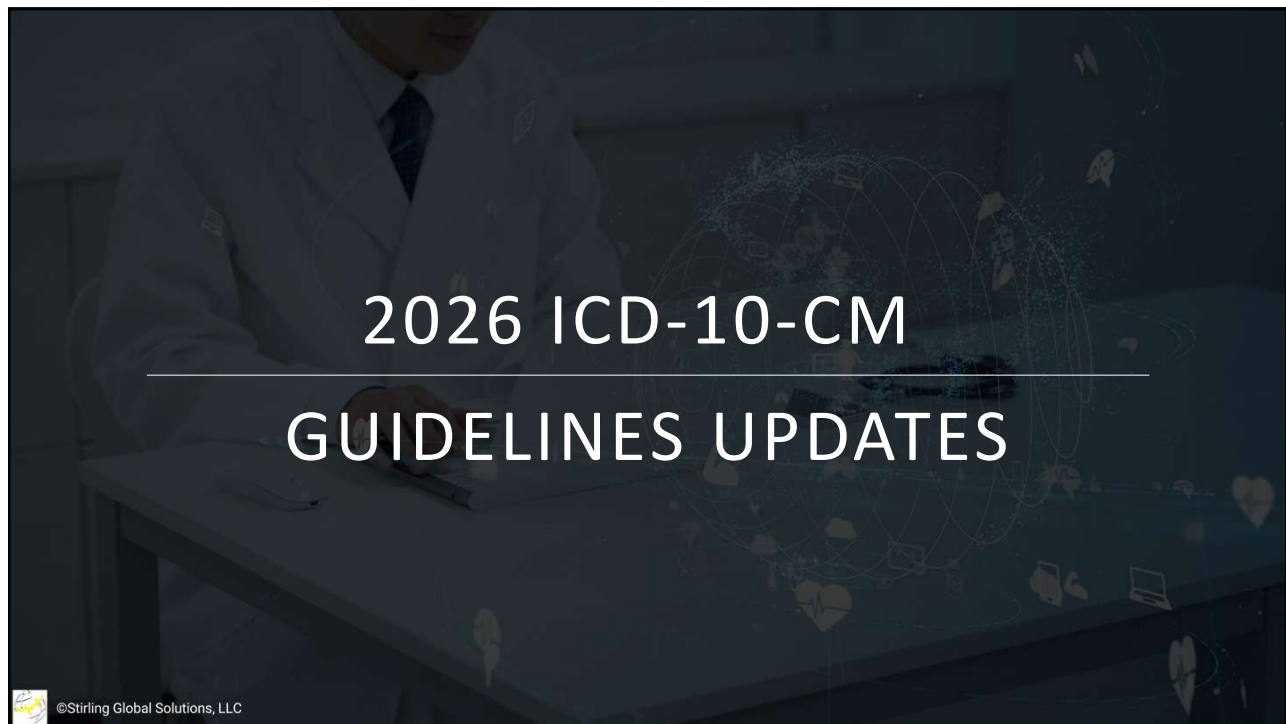
6



7



8



9

A. Conventions for the ICD-10-CM

I.A.7. Punctuation

, Commas are used in the Alphabetic Index and have different meanings based on the context of the Index entry, including alternate verbiage, modifier (essential and nonessential), or alternative for “and/or.”



Pain, abdominal, upper

- **Pain** is the main term.
- **Abdominal** is an essential modifier (it changes the main term to specify where the pain is).
- **Upper** is another modifier, making the location even more specific.

Diabetes, type 2, with neuropathy

The commas break the phrase into parts:

- **Diabetes** (main term)
- **Type 2** (essential modifier, identifies the kind of diabetes)
- **With neuropathy** (further specifies the complication)

10

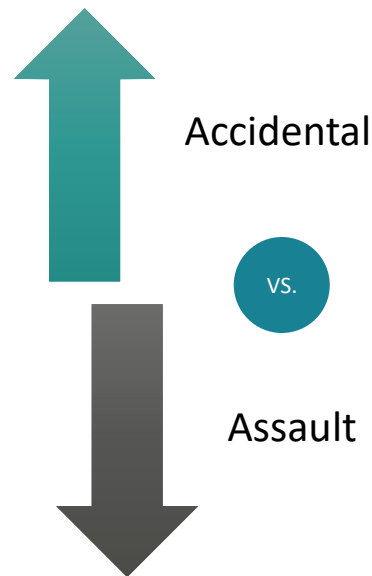
B. General Coding Guidelines

I.B.14. Documentation by Clinicians Other than the Patient's Provider

- **Firearm injury intent**

The important thing to know is:

- The provider still has to document the actual diagnosis (like obesity, stroke, or pressure ulcer).
- The extra details (like BMI, coma scale, or whether a firearm injury was intentional, accidental, or self-inflicted) can come from other licensed clinicians involved in the patient's care.
- If the record has conflicting information, the provider must be asked to clarify.
- Codes such as BMI, coma scale, NIHSS, SDOH, underimmunization, blood alcohol level, and **firearm injury intent** are **secondary codes only** (they give more detail but don't stand alone as the main reason for the visit).



11

B. General Coding Guidelines

I.B.20. Multiple Sites Coding

The classification defines “multiple” as involving two or more sites. Follow chapter-specific guidelines for assigning codes for “multiple sites.” In the absence of chapter-specific guidelines, assign codes describing specified sites individually when documented. When the specified site(s) are not documented, assign the appropriate code for “multiple sites.”

A provider documents that a patient has **osteoarthritis in the left knee and the right hip**.

- Because both sites are listed, you would assign **two separate codes**:
 - M17.12 (Unilateral primary osteoarthritis, left knee)
 - M16.11 (Unilateral primary osteoarthritis, right hip)

If the provider only wrote “**osteoarthritis in multiple joints**” without saying which ones, you would instead assign:

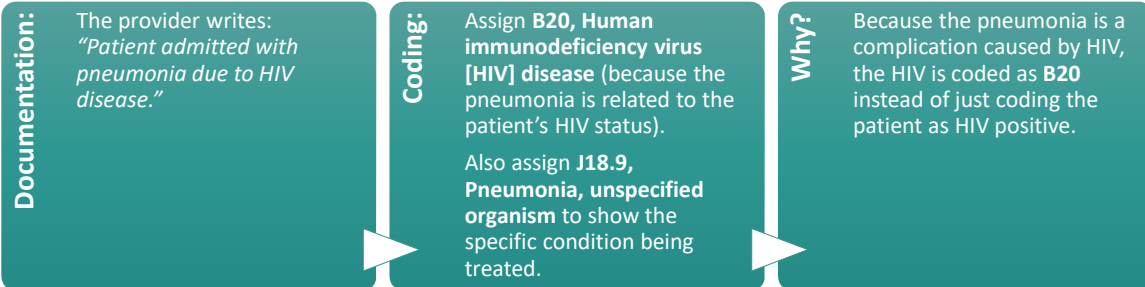
- **M15.9** (Polyosteoarthritis, unspecified)

12

Chapter 1: Certain Infectious and Parasitic Diseases (A00-B99)

I.C.1.a.2.a HIV disease

If the term “AIDS” or “HIV disease” is documented or if the patient is treated for any HIV-related illness or is described as having any condition(s) resulting from the patient’s HIV positive status; code B20, Human immunodeficiency virus [HIV], should be assigned

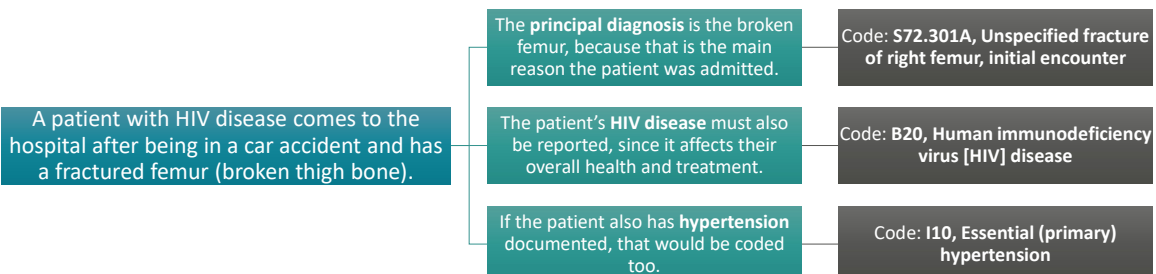


13

Chapter 1: Certain Infectious and Parasitic Diseases (A00-B99)

I.C.1.a.2.c. Patient with HIV disease admitted for unrelated condition

If a patient with HIV disease is admitted for an unrelated condition (such as a traumatic injury), the code for the unrelated condition (e.g., the nature of injury code) should be the principal diagnosis. **Code B20 would be reported as a secondary diagnosis. Codes for other documented conditions should also be reported as secondary diagnoses.**



14

Chapter 1: Certain Infectious and Parasitic Diseases (A00-B99)

I.C.1.a.2.e. Asymptomatic human immunodeficiency virus

When “HIV positive,” “HIV test positive,” or similar terminology is documented, and there is no documentation of symptoms or HIV-related illness, code Z21, Asymptomatic human immunodeficiency virus [HIV] infection status, should be assigned.

A 32-year-old patient comes in for a routine physical. The chart says:

“Patient is HIV positive, on regular follow-up. No HIV-related symptoms or illnesses are present.”

Correct Coding:

- Z21 – Asymptomatic human immunodeficiency virus [HIV] infection status

✗ Do not use B20 (HIV disease) because the patient has no symptoms or HIV-related illnesses.

15

Chapter 1: Certain Infectious and Parasitic Diseases (A00-B99)

I.C.1.a.2.f. Inconclusive HIV serology

Patients with documentation of inconclusive HIV serology, may be assigned code R75, Inconclusive laboratory evidence of human immunodeficiency virus [HIV]

A 17-year-old comes to the clinic for an HIV screening. The lab test shows that the results are **inconclusive**—not enough evidence to say the patient is HIV positive, but not clearly negative either.

Provider documentation:
“Patient’s HIV serology inconclusive. Repeat testing recommended in 3 months.”

Coding: R75 is assigned because the documentation supports inconclusive HIV serology.

16

Chapter 1: Certain Infectious and Parasitic Diseases (A00-B99)

I.C.1.a.2.g. Previously diagnosed HIV-related illness

Patients with documentation of a prior diagnosis of an HIV-related illness should be coded to B20. Once an HIV-related illness has developed, code B20 should always be assigned on every subsequent admission/encounter. Patients previously diagnosed with any HIV illness (B20) should never be assigned to R75, Inconclusive laboratory evidence of human immunodeficiency virus [HIV] or Z21, Asymptomatic human immunodeficiency virus [HIV] infection status.

Patient history:

Last year, a patient was hospitalized with *Pneumocystis pneumonia*, which is an illness related to HIV. At that time, they were diagnosed with HIV disease.



This year's visit:

The same patient comes in for a routine follow-up. They feel well, and there are no new HIV complications.



Correct coding:

- You must assign **B20 (HIV disease)**, even if they are feeling healthy today.
- You cannot go back and code them as **Z21 (asymptomatic HIV)**, because they already had an HIV-related illness.

Chapter 1: Certain Infectious and Parasitic Diseases (A00-B99)

I.C.1.a.2.h. HIV Infection in Pregnancy, Childbirth and the Puerperium

When a patient presents during pregnancy, childbirth or the puerperium with documented symptomatic HIV disease or an HIV related illness, assign a code from subcategory O98.7, Human immunodeficiency [HIV] disease complicating pregnancy, childbirth and the puerperium, followed by code B20 and additional code(s) for any HIV-related illness(es). Codes from Chapter 15 always take sequencing priority.

When a patient presents during pregnancy, childbirth or the puerperium with documented asymptomatic HIV infection status or is HIV-positive, assign a code from subcategory O98.7 followed by code Z21.

Code **O98.713** – HIV disease complicating pregnancy, third trimester (Chapter 15 code – always first).

Code **B20** – HIV disease.

Code **B59** – *Pneumocystis pneumonia*.

Chapter 1: Certain Infectious and Parasitic Diseases (A00-B99)

I.C.1.a.2.i. *Encounters for HIV testing*

If a patient without signs or symptoms is tested for HIV, assign code Z11.4, Encounter for screening for human immunodeficiency virus [HIV]. Use additional codes for any associated high-risk behavior, if applicable.

If a patient with signs or symptoms of HIV presents for HIV testing, code the signs and symptoms. An additional counseling code Z71.7, Human immunodeficiency virus [HIV] counseling, may be assigned if counseling is provided during the encounter for the test. Code Z11.4, Encounter for screening for human immunodeficiency virus [HIV], should not be assigned if HIV signs or symptoms are present. When a patient presents for follow up regarding their HIV test results and the test result is negative, assign code Z71.7, Human immunodeficiency virus [HIV] counseling.

If the results are positive, see previous guidelines and assign codes as appropriate.

Chapter 1: Certain Infectious and Parasitic Diseases (A00-B99)

I.C.1.a.2.j. *HIV disease or HIV positive status managed by antiretroviral medication*

If a patient with documented HIV disease, HIV-related illness or AIDS is currently managed on antiretroviral medications, assign code B20, Human immunodeficiency virus [HIV] disease.

If a patient with documented HIV positive status is currently managed on antiretroviral medication, assign code Z21, Asymptomatic human immunodeficiency virus [HIV] infection status, in the absence of any additional documentation of HIV disease, HIV-related illness or AIDS.

Code Z79.899, Other long term (current) drug therapy, may be assigned as an additional code to identify the long-term (current) use of antiretroviral medications.

Chapter 4: Endocrine, Nutritional and Metabolic Diseases (E00-E89)

1.C.2.e.2. Patient admission/encounter chiefly for administration of *antineoplastic* chemotherapy, immunotherapy and radiation therapy

If a patient admission/encounter is chiefly for the administration of chemotherapy, immunotherapy or external beam radiation therapy **for the treatment of a neoplasm**, assign code Z51.0, Encounter for antineoplastic radiation therapy, or Z51.11, Encounter for antineoplastic chemotherapy, or Z51.12, Encounter for antineoplastic immunotherapy as the first-listed or principal diagnosis. **If the reason for the encounter is more than one type of antineoplastic therapy, code Z51.0 and codes from subcategory Z51.1 may be assigned together, in which case one of these codes would be reported as a secondary diagnosis.**

21

Chapter 4: Endocrine, Nutritional and Metabolic Diseases (E00-E89)

1.C.4.1.b. *Type 2 diabetes mellitus in remission*

Code E11.A, Type 2 diabetes mellitus without complications in remission, is assigned based on provider documentation that the diabetes mellitus is in remission. If the documentation is unclear as to whether the Type 2 diabetes mellitus has achieved remission, the provider should be queried. For example, the term “resolved” is not synonymous with remission.

A 58-year-old patient had Type 2 diabetes in the past but no longer needs insulin or oral medications. The doctor writes in the chart:



Good documentation:
“Patient’s Type 2 diabetes is in remission.”

- **Correct code: E11.A** (Type 2 diabetes mellitus without complications in remission).



Unclear documentation:
“Patient’s diabetes has resolved.”

- **Do not assign E11.A yet.** Instead, query the provider to confirm whether the diabetes is truly in remission or if the provider means something else (like misdiagnosis or cured).

22

Chapter 9: Diseases of the Circulatory System (I00-I99)

1.C.9.a.1 Hypertension with Heart Disease

Hypertension with heart conditions **classified to I50.-, Heart failure, I51.4, Myocarditis, unspecified, I51.89, Other ill-defined heart diseases, and I51.9, Heart disease, unspecified, is assigned to a code from category I11, Hypertensive heart disease. Use additional code(s) from category I50, Heart failure, or I51, Complications and ill-defined descriptions of heart disease, to identify the heart condition.**

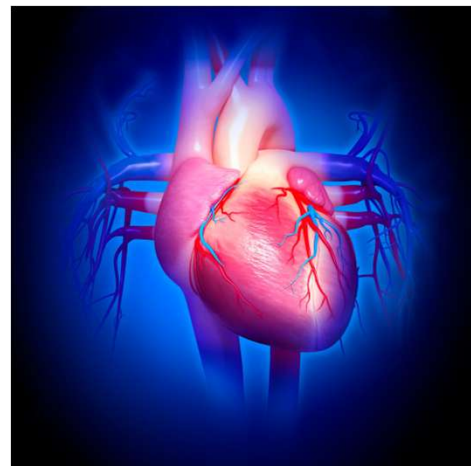
Hypertension with heart conditions classified to I51.5, Myocardial degeneration, or I51.7, Cardiomegaly, is assigned to a code from category I11, Hypertensive heart disease. No additional code is assigned to identify the specific heart condition.

The same heart conditions (I50.-, I51.4-I51.7, I51.89, I51.9) with hypertension are coded separately if the provider has documented they are unrelated to the hypertension. **The applicable hypertension code I10, Essential (primary) hypertension, or a code from category I15, Secondary hypertension, should be assigned.** Sequence according to the circumstances of the admission/encounter.

Chapter 9: Diseases of the Circulatory System (I00-I99)

1.C.9.a.3 Hypertensive Heart and Chronic Kidney Disease

The codes in category I13, Hypertensive heart and chronic kidney disease, are combination codes that include hypertension, heart disease and chronic kidney disease. Assign codes from combination category I13, Hypertensive heart and chronic kidney disease, when there is hypertension with both heart and **chronic kidney disease**. If heart failure is present, assign an additional code from category I50 to identify the type of heart failure



Chapter 21: Factors Influencing Health Status and Contact With Health Services (Z00-Z99)

1.C.21.c.3 Status

- ...Codes from category Z15 should **generally** not be used as principal or first-listed codes.
- Z16 Resistance to antimicrobial drugs This **category** indicates that a patient has a condition that is resistant to antimicrobial drug treatment. Sequence the infection code first.
- Z68 Body mass index (BMI)
BMI codes should only be assigned when there is an associated, reportable diagnosis (such as obesity **or anorexia**) **documented by the patient's provider**.
- Do not assign BMI codes during pregnancy. **When the documentation reflects fluctuating BMI values during the current encounter for an associated reportable condition, assign a code for the most severe value.**

25

Chapter 21: Factors Influencing Health Status and Contact With Health Services (Z00-Z99)

1.C.21.c.13 Miscellaneous Z Codes

Prophylactic Organ Removal

For encounters specifically for prophylactic removal of an organ (such as prophylactic removal of breasts due to a genetic susceptibility to cancer or a family history of cancer), the principal or first-listed code should be a code from subcategory Z40.0, Encounter for prophylactic surgery **for risk factors related to malignant neoplasms, or subcategory Z40.8, Encounter for other prophylactic surgery. If applicable, assign additional code(s) to identify any associated risk factor (such as genetic susceptibility or family history).**

Miscellaneous Z codes/**subcategories/categories**:

.....

Z91.B Personal risk factor of exposure to diethylstilbestrol

26

NEW, REVISED, & DELETED CODES



©Stirling Global Solutions, LLC

27

Presentation Key

Deleted Text/Code

28 Deleted

Technically not deleted
but have been expanded
into further detailed
codes

Revised Text/Code

38 Revised

Can be anything from
punctuation to language
but does not change the
context of the code

Added Text/Code

487 Added

Have not previously had a
specific code assigned for
a condition; this includes
expansion of 7th character
and laterality codes

74,503 total codes for 2026

28

Chapter 1: Certain Infectious and Parasitic Diseases (A00-B99)

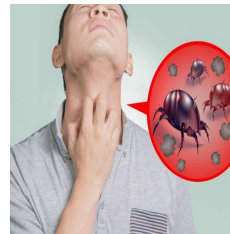


B88.01 Infestation by Demodex mites

- Demodex brevis infestation
- Demodex folliculorum infestation
- Code also, if applicable, eyelid inflammation (H01.8-)

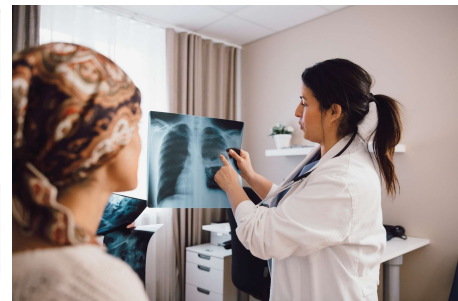
B88.09 Other acariasis

- Acarine dermatitis
- Dermatitis due to Dermanyssus gallinae
- Dermatitis due to Liponyssoides sanguineus
- Trombiculosis



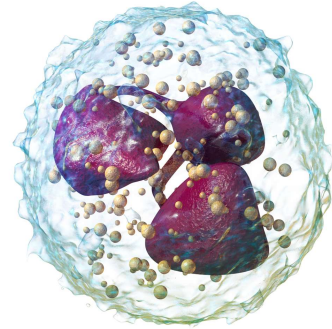
Chapter 2: Neoplasms (C00-D49)

New Code	Description
C50.A	Malignant inflammatory neoplasm of breast <ul style="list-style-type: none"> • Inflammatory breast cancer (IBC)
C50.A0	Malignant inflammatory neoplasm of unspecified breast
C50.A1	Malignant inflammatory neoplasm of Right breast
C50.A2	Malignant inflammatory neoplasm of Left breast



Chapter 3 Hematology/Immunology

New Code	Descriptions
D71.1	Leukocyte adhesion deficiency <ul style="list-style-type: none"> • LAD-I • LAD-II • LAD-III • Leukocyte adhesion deficiency type I • Leukocyte adhesion deficiency type II • Leukocyte adhesion deficiency type III
D71.8	Other functional disorders of polymorphonuclear neutrophils <ul style="list-style-type: none"> • Cell membrane receptor complex [CR3] defect • Chronic (childhood) granulomatous disease • Congenital dysphagocytosis • Progressive septic granulomatosis
D71.9	Functional disorders of polymorphonuclear neutrophils, unspecified



31

Chapter 4: Endocrine, Nutritional and Metabolic Diseases (E00-E89)

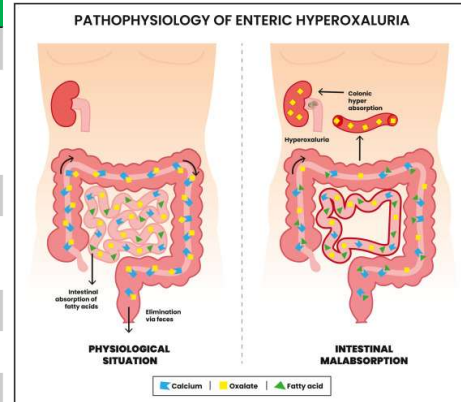


New Codes	Descriptions
E11.A	Type 2 diabetes mellitus without complications in remission <ul style="list-style-type: none"> • Excludes1: type 2 diabetes mellitus, with complications (E11.0-E11.8) • type 2 diabetes mellitus, without complications not in remission (E11.9)

32

Chapter 4: Endocrine, Nutritional and Metabolic Diseases (E00-E89)

New Codes	Descriptions
E72.530	Primary hyperoxaluria, type 1
E72.538	Other specified primary hyperoxaluria <ul style="list-style-type: none"> Primary hyperoxaluria, type 2 Primary hyperoxaluria, type 3
E72.539	Primary hyperoxaluria, unspecified
E72.54	Secondary hyperoxaluria <ul style="list-style-type: none"> Excludes1: primary hyperoxaluria (E72.53-)
E72.540	Dietary hyperoxaluria
E72.541	Enteric hyperoxaluria
E72.548	Other secondary hyperoxaluria
E72.549	Secondary hyperoxaluria, unspecified

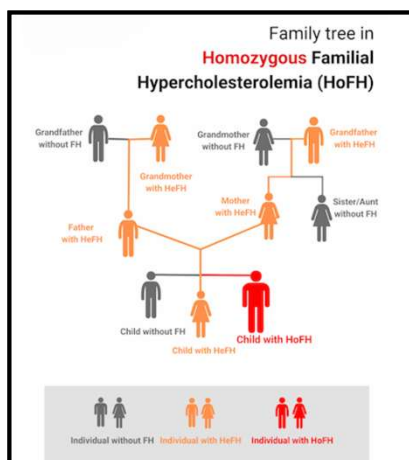


Previous Code Assignment R82.992

STIRLING GLOBAL SOLUTIONS

33

Chapter 4: Endocrine, Nutritional and Metabolic Diseases (E00-E89)



New Codes	Descriptions
E78.010	Homozygous familial hypercholesterolemia [HoFH]
E78.011	Heterozygous familial hypercholesterolemia [HeFH]
E78.019	Familial hypercholesterolemia, unspecified Familial hypercholesterolemia NOS

STIRLING GLOBAL SOLUTIONS

34

Chapter 4: Endocrine, Nutritional and Metabolic Diseases (E00-E89)

New Codes	Descriptions
E83.82	Disorders of pyrophosphate metabolism
E83.820	Generalized arterial calcification of infancy with unspecified genetic causality Code also, if applicable, associated conditions such as: <ul style="list-style-type: none"> heart failure (I50.-) other secondary hypertension (I15.8)
E83.821	ENPP1 deficiency causing generalized arterial calcification of infancy Code also, if applicable, associated conditions such as: <ul style="list-style-type: none"> heart failure (I50.-) other secondary hypertension (I15.8)
E83.822	ENPP1 deficiency causing autosomal recessive hypophosphatemic rickets type 2
E83.823	ABCC6 deficiency causing generalized arterial calcification of infancy Code also, if applicable, associated conditions such as: <ul style="list-style-type: none"> heart failure (I50.-) other secondary hypertension (I15.8)
E83.824	ABCC6 deficiency causing pseudoxanthoma elasticum
E83.825	CD73 deficiency causing arterial calcification

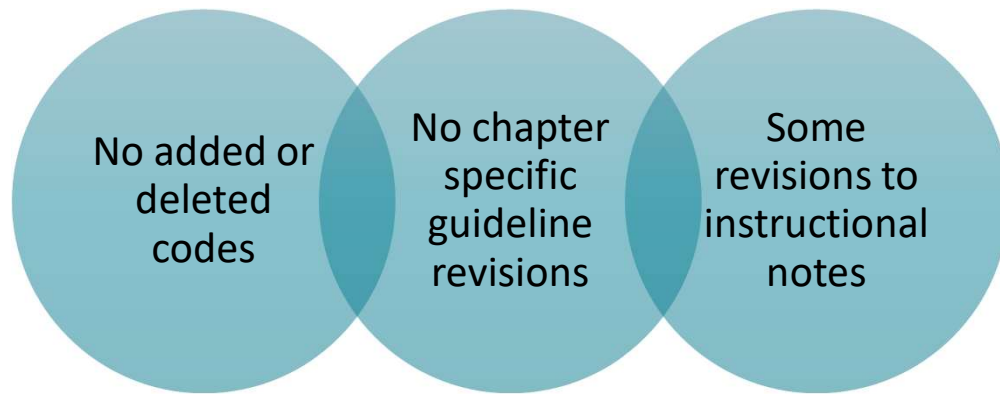
35

Chapter 4: Endocrine, Nutritional and Metabolic Diseases (E00-E89)

New Codes	Descriptions
E88.10	Lipodystrophy, unspecified Lipodystrophy NOS
E88.11	Partial lipodystrophy Acquired partial lipodystrophy (APL) Barraquer-Simons lipodystrophy Familial partial lipodystrophy (FPLD)
E88.12	Generalized lipodystrophy Acquired generalized lipodystrophy (AGL) Berardinelli-Siepe syndrome Congenital generalized lipodystrophy (CGL) Lawrence syndrome
E88.13	Localized lipodystrophy Injection lipodystrophy Insulin lipodystrophy
E88.14	HIV-associated lipodystrophy Code first any human immunodeficiency virus [HIV] disease (B20) Use additional code for adverse effect, if applicable, to identify drug (T37.5X5-)
E88.19	Other lipodystrophy, not elsewhere classified

36

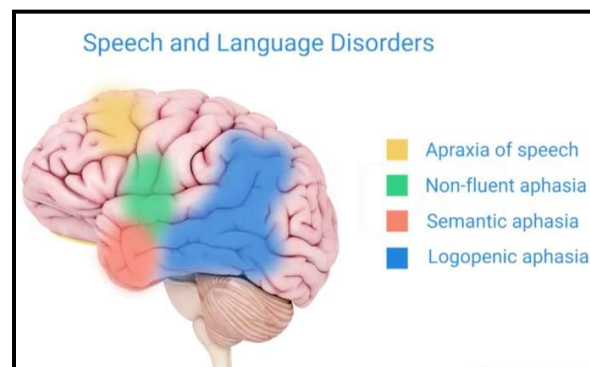
Chapter 5: Mental, Behavioral and Neurodevelopmental Disorders (F01-F99)



37

Chapter 6: Diseases of the Nervous System (G00-G99)

New Codes	Descriptions
G31.87	Primary progressive apraxia of speech



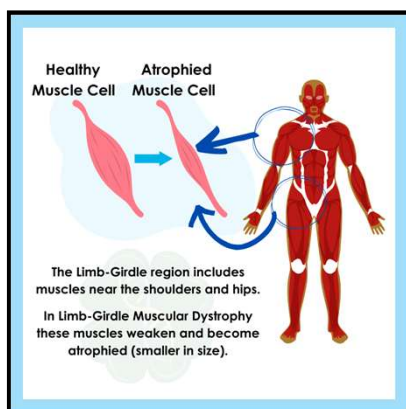
38

Chapter 6: Diseases of the Nervous System (G00-G99)

New Codes	Descriptions
G35.A	Relapsing-remitting multiple sclerosis • Exclude1: demyelinating disease of central nervous system, unspecified (G37.9)
G35.B0	Primary progressive multiple sclerosis, unspecified
G35.B1	Active primary progressive multiple sclerosis Primary progressive multiple sclerosis with evidence of inflammatory disease activity
G35.B2	Non-active primary progressive multiple sclerosis Primary progressive multiple sclerosis without evidence of inflammatory disease activity
G35.C0	Secondary progressive multiple sclerosis, unspecified
G35.C1	Active secondary progressive multiple sclerosis Secondary progressive multiple sclerosis with evidence of inflammatory disease activity
G35.C2	Non-active secondary progressive multiple sclerosis Secondary progressive multiple sclerosis without evidence of inflammatory disease activity
G35.D	Multiple sclerosis, unspecified Disseminated multiple sclerosis *Generalized multiple sclerosis Multiple sclerosis NOS * Multiple sclerosis of brain stem Multiple sclerosis of cord

39

Chapter 6: Diseases of the Nervous System (G00-G99)



New Codes	Descriptions
G71.036	Limb girdle muscular dystrophy due to fukutin related protein dysfunction LGMD R9 FKRP-related Limb girdle muscular dystrophy due to FKRP deficiency Limb girdle muscular dystrophy type 2I

40

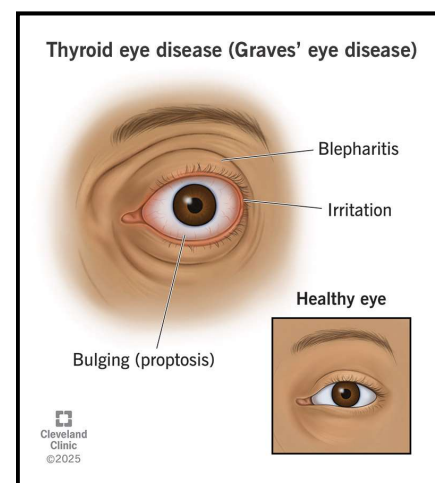
Chapter 7: Diseases of the Eye and Adnexa (H00-H59)

New Codes	Descriptions
H01.8	Other specified inflammations of eyelid Code also, if applicable, infestation by Demodex mites (B88.01)
H01.81	Other specified inflammation of right upper eyelid
H01.82	Other specified inflammation of right lower eyelid
H01.83	Other specified inflammation of right eye, unspecified eyelid
H01.84	Other specified inflammation of left upper eyelid
H01.85	Other specified inflammation of left lower eyelid
H01.86	Other specified inflammation of left eye, unspecified eyelid
H01.89	Other specified inflammation of unspecified eye, unspecified eyelid
H01.8A	Other specified inflammation of right eye, upper and lower eyelids
H01.8B	Other specified inflammation of left eye, upper and lower eyelids

41

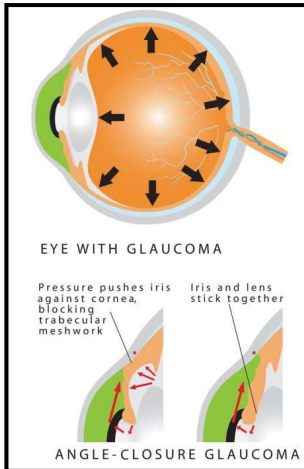
Chapter 7: Diseases of the Eye and Adnexa (H00-H59)

New Codes	Descriptions
H05.83	Thyroid orbitopathy Graves' ophthalmopathy Graves' orbitopathy Thyroid eye disease Code also, if applicable, any associated conditions such as: <ul style="list-style-type: none"> • autoimmune thyroiditis (E06.3) • thyrotoxicosis with diffuse goiter (E05.0-)
H05.831	Thyroid orbitopathy, right orbit
H05.832	Thyroid orbitopathy, left orbit
H05.833	Thyroid orbitopathy, bilateral
H05.839	Thyroid orbitopathy, unspecified orbit



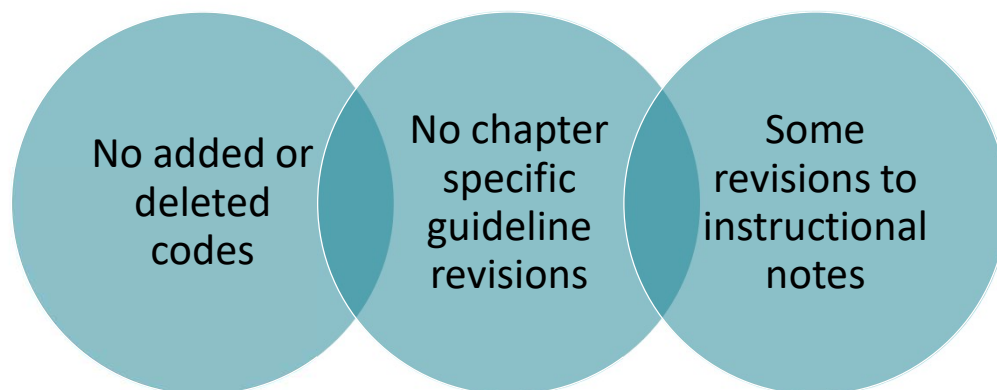
42

Chapter 7: Diseases of the Eye and Adnexa (H00-H59)



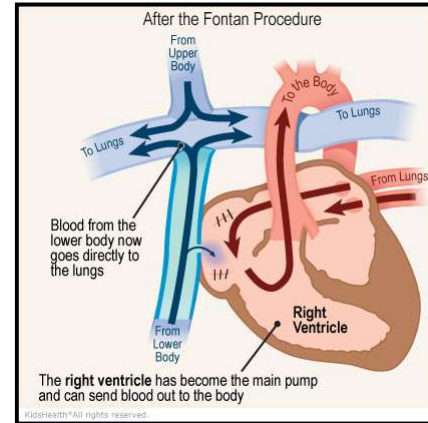
New Codes	Descriptions
H40.84	Neovascular secondary angle closure glaucoma Code first the underlying condition such as: <ul style="list-style-type: none"> • central retinal vein occlusion (H34.81) • diabetes mellitus (E08.39, E09.39, E10.39, E11.39, E13.39) • retinal ischemia (H35.82)
H40.841	Neovascular secondary angle closure glaucoma, right eye
H40.842	Neovascular secondary angle closure glaucoma, left eye
H40.843	Neovascular secondary angle closure glaucoma, bilateral
H40.849	Neovascular secondary angle closure glaucoma, unspecified eye

Chapter 8: Diseases of the Ear and Mastoid Process (H60-H95)

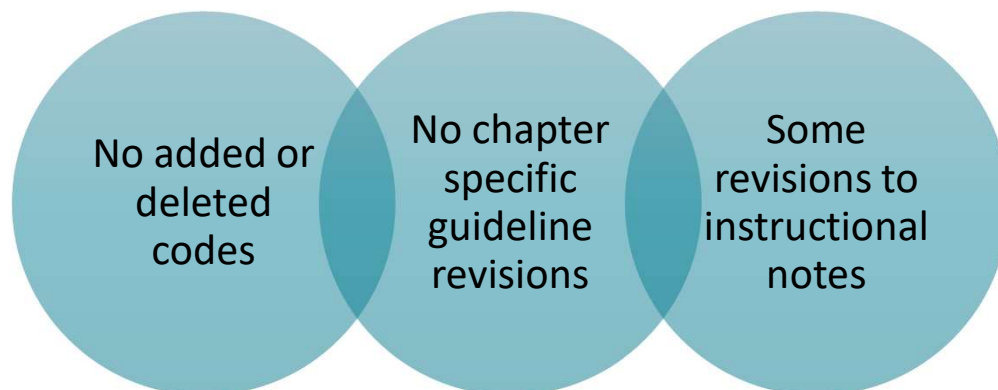


Chapter 9: Diseases of the Circulatory System (I00-I99)

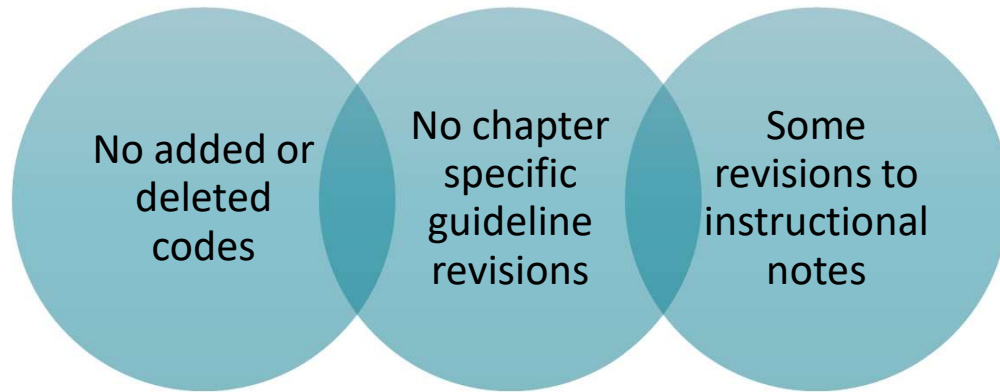
New Codes	Descriptions
I27.84	Fontan related circulation
I27.840	Fontan-associated liver disease [FALD]
I27.841	Fontan-associated lymphatic dysfunction Code also associated conditions such as: <ul style="list-style-type: none"> • chylothorax (J94.0) • Fontan associated protein-losing enteropathy (K90.89) • plastic (obstructive) bronchitis (J44.89)
I27.848	Other Fontan-associated condition Use additional code to specify the Fontan associated condition
I27.849	Fontan related circulation, unspecified



Chapter 10: Diseases of the Respiratory System (J00-J99)

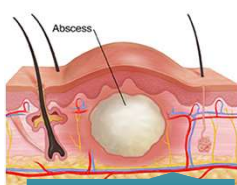


Chapter 11: Diseases of the Digestive System (K00-K95)



47

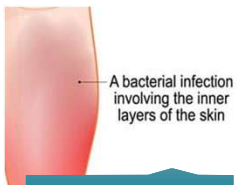
Chapter 12: Diseases of the Skin and Subcutaneous Tissue (L00-L99)



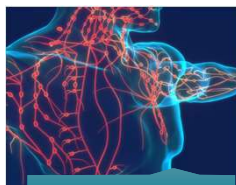
Cutaneous abscess



Furuncle



Cellulitis



Acute lymphangitis

New Codes	Descriptions
L02.217	Cutaneous abscess of flank
L02.227	Furuncle of flank
L03.31A	Cellulitis of flank
L03.32A	Acute lymphangitis of flank

48

Chapter 12: Diseases of the Skin and Subcutaneous Tissue (L00-L99)

New Codes	Descriptions
L98.43	Non-pressure chronic ulcer of abdomen
L98.431	Non-pressure chronic ulcer of abdomen limited to breakdown of skin
L98.432	Non-pressure chronic ulcer of abdomen with fat layer exposed
L98.433	Non-pressure chronic ulcer of abdomen with necrosis of muscle
L98.434	Non-pressure chronic ulcer of abdomen with necrosis of bone
L98.435	Non-pressure chronic ulcer of abdomen with muscle involvement without evidence of necrosis
L98.436	Non-pressure chronic ulcer of abdomen with bone involvement without evidence of necrosis
L98.438	Non-pressure chronic ulcer of abdomen with other specified severity
L98.439	Non-pressure chronic ulcer of abdomen with unspecified severity

Chapter 12: Diseases of the Skin and Subcutaneous Tissue (L00-L99)

New Codes	Descriptions
L98.44	Non-pressure chronic ulcer of chest
L98.441	Non-pressure chronic ulcer of chest limited to breakdown of skin
L98.442	Non-pressure chronic ulcer of chest with fat layer exposed
L98.443	Non-pressure chronic ulcer of chest with necrosis of muscle
L98.444	Non-pressure chronic ulcer of chest with necrosis of bone
L98.445	Non-pressure chronic ulcer of chest with muscle involvement without evidence of necrosis
L98.446	Non-pressure chronic ulcer of chest with bone involvement without evidence of necrosis
L98.448	Non-pressure chronic ulcer of chest with other specified severity
L98.449	Non-pressure chronic ulcer of chest with unspecified severity

Chapter 12: Diseases of the Skin and Subcutaneous Tissue (L00-L99)

New Codes	Descriptions
L98.45	Non-pressure chronic ulcer of neck
L98.451	Non-pressure chronic ulcer of neck limited to breakdown of skin
L98.452	Non-pressure chronic ulcer of neck with fat layer exposed
L98.453	Non-pressure chronic ulcer of neck with necrosis of muscle
L98.454	Non-pressure chronic ulcer of neck with necrosis of bone
L98.455	Non-pressure chronic ulcer of neck with muscle involvement without evidence of necrosis
L98.456	Non-pressure chronic ulcer of neck with bone involvement without evidence of necrosis
L98.458	Non-pressure chronic ulcer of neck with other specified severity
L98.459	Non-pressure chronic ulcer of neck with unspecified severity

51

Chapter 12: Diseases of the Skin and Subcutaneous Tissue (L00-L99)

New Codes	Descriptions
L98.46	Non-pressure chronic ulcer of face
L98.461	Non-pressure chronic ulcer of face limited to breakdown of skin
L98.462	Non-pressure chronic ulcer of face with fat layer exposed
L98.463	Non-pressure chronic ulcer of face with necrosis of muscle
L98.464	Non-pressure chronic ulcer of face with necrosis of bone
L98.465	Non-pressure chronic ulcer of face with muscle involvement without evidence of necrosis
L98.466	Non-pressure chronic ulcer of face with bone involvement without evidence of necrosis
L98.468	Non-pressure chronic ulcer of face with other specified severity
L98.469	Non-pressure chronic ulcer of face with unspecified severity

52

Chapter 12: Diseases of the Skin and Subcutaneous Tissue (L00-L99)

New Codes	Descriptions
L98.47	Non-pressure chronic ulcer of groin
L98.471	Non-pressure chronic ulcer of groin limited to breakdown of skin
L98.472	Non-pressure chronic ulcer of groin with fat layer exposed
L98.473	Non-pressure chronic ulcer of groin with necrosis of muscle
L98.474	Non-pressure chronic ulcer of groin with necrosis of bone
L98.475	Non-pressure chronic ulcer of groin with muscle involvement without evidence of necrosis
L98.476	Non-pressure chronic ulcer of groin with bone involvement without evidence of necrosis
L98.478	Non-pressure chronic ulcer of groin with other specified severity
L98.479	Non-pressure chronic ulcer of groin with unspecified severity

53

Chapter 12: Diseases of the Skin and Subcutaneous Tissue (L00-L99)

New Codes	Descriptions
L98.A	Non-pressure chronic ulcer of upper limb, not elsewhere classified Chronic ulcer of upper limb NOS Non-healing ulcer of upper limb Ulcer of upper limb NEC Excludes2: <ul style="list-style-type: none"> • gangrene (I96) • pressure ulcer (pressure area) (L89.-) • skin infections (L00-L08) • specific infections classified to A00-B99 ulcer of lower limb NEC (L97.-) • varicose ulcer (I83.0-I83.93)
L98.A1	Non-pressure chronic ulcer of upper arm Non-pressure chronic ulcer of axilla
L98.A11	Non-pressure chronic ulcer of right upper arm
L98.A111	Non-pressure chronic ulcer of right upper arm limited to breakdown of skin
L98.A112	Non-pressure chronic ulcer of right upper arm with fat layer exposed
L98.A113	Non-pressure chronic ulcer of right upper arm with necrosis of muscle

54

Chapter 12: Diseases of the Skin and Subcutaneous Tissue (L00-L99)

New Codes	Descriptions
L98.A114	Non-pressure chronic ulcer of right upper arm with necrosis of bone
L98.A115	Non-pressure chronic ulcer of right upper arm with muscle involvement without evidence of necrosis
L98.A116	Non-pressure chronic ulcer of right upper arm with bone involvement without evidence of necrosis
L98.A118	Non-pressure chronic ulcer of right upper arm with other specified severity
L98.A119	Non-pressure chronic ulcer of right upper arm with unspecified severity

Chapter 12: Diseases of the Skin and Subcutaneous Tissue (L00-L99)

New Codes	Descriptions
L98.A12	Non-pressure chronic ulcer of left upper arm
L98.A121	Non-pressure chronic ulcer of left upper arm limited to breakdown of skin
L98.A122	Non-pressure chronic ulcer of left upper arm with fat layer exposed
L98.A123	Non-pressure chronic ulcer of left upper arm with necrosis of muscle
L98.A124	Non-pressure chronic ulcer of left upper arm with necrosis of bone
L98.A125	Non-pressure chronic ulcer of left upper arm with muscle involvement without evidence of necrosis
L98.A126	Non-pressure chronic ulcer of left upper arm with bone involvement without evidence of necrosis
L98.A128	Non-pressure chronic ulcer of left upper arm with other specified severity
L98.A129	Non-pressure chronic ulcer of left upper arm with unspecified severity

Chapter 12: Diseases of the Skin and Subcutaneous Tissue (L00-L99)

New Codes	Descriptions
L98.A19	Non-pressure chronic ulcer of unspecified upper arm
L98.A191	Non-pressure chronic ulcer of unspecified upper arm limited to breakdown of skin
L98.A192	Non-pressure chronic ulcer of unspecified upper arm with fat layer exposed
L98.A193	Non-pressure chronic ulcer of unspecified upper arm with necrosis of muscle
L98.A194	Non-pressure chronic ulcer of unspecified upper arm with necrosis of bone
L98.A195	Non-pressure chronic ulcer of unspecified upper arm with muscle involvement without evidence of necrosis
L98.A196	Non-pressure chronic ulcer of unspecified upper arm with bone involvement without evidence of necrosis
L98.A198	Non-pressure chronic ulcer of unspecified upper arm with other specified severity
L98.A199	Non-pressure chronic ulcer of unspecified upper arm with unspecified severity

Chapter 12: Diseases of the Skin and Subcutaneous Tissue (L00-L99)

New Codes	Descriptions
L98.A2	Non-pressure chronic ulcer of forearm
L98.A21	Non-pressure chronic ulcer of right forearm
L98.A211	Non-pressure chronic ulcer of right forearm limited to breakdown of skin
L98.A212	Non-pressure chronic ulcer of right forearm with fat layer exposed
L98.A213	Non-pressure chronic ulcer of right forearm with necrosis of muscle
L98.A214	Non-pressure chronic ulcer of right forearm with necrosis of bone
L98.A215	Non-pressure chronic ulcer of right forearm with muscle involvement without evidence of necrosis
L98.A216	Non-pressure chronic ulcer of right forearm with bone involvement without evidence of necrosis
L98.A218	Non-pressure chronic ulcer of right forearm with other specified severity
L98.A219	Non-pressure chronic ulcer of right forearm with unspecified severity

Chapter 12: Diseases of the Skin and Subcutaneous Tissue (L00-L99)

New Codes	Descriptions
L98.A22	Non-pressure chronic ulcer of left forearm
L98.A221	Non-pressure chronic ulcer of left forearm limited to breakdown of skin
L98.A222	Non-pressure chronic ulcer of left forearm with fat layer exposed
L98.A223	Non-pressure chronic ulcer of left forearm with necrosis of muscle
L98.A224	Non-pressure chronic ulcer of left forearm with necrosis of bone
L98.A225	Non-pressure chronic ulcer of left forearm with muscle involvement without evidence of necrosis
L98.A226	Non-pressure chronic ulcer of left forearm with bone involvement without evidence of necrosis
L98.A228	Non-pressure chronic ulcer of left forearm with bone involvement without evidence of necrosis
L98.A229	Non-pressure chronic ulcer of left forearm with bone involvement without evidence of necrosis

Chapter 12: Diseases of the Skin and Subcutaneous Tissue (L00-L99)

New Codes	Descriptions
L98.A29	Non-pressure chronic ulcer of unspecified forearm
L98.A291	Non-pressure chronic ulcer of unspecified forearm limited to breakdown of skin
L98.A292	Non-pressure chronic ulcer of unspecified forearm with fat layer exposed
L98.A293	Non-pressure chronic ulcer of unspecified forearm with necrosis of muscle
L98.A294	Non-pressure chronic ulcer of unspecified forearm with necrosis of bone
L98.A295	Non-pressure chronic ulcer of unspecified forearm with muscle involvement without evidence of necrosis
L98.A296	Non-pressure chronic ulcer of unspecified forearm with bone involvement without evidence of necrosis
L98.A298	Non-pressure chronic ulcer of unspecified forearm with other specified severity
L98.A299	Non-pressure chronic ulcer of unspecified forearm with unspecified severity

Chapter 12: Diseases of the Skin and Subcutaneous Tissue (L00-L99)

New Codes	Descriptions
L98.A3	Non-pressure chronic ulcer of hand
L98.A31	Non-pressure chronic ulcer of right hand
L98.A311	Non-pressure chronic ulcer of right hand limited to breakdown of skin
L98.A312	Non-pressure chronic ulcer of right hand with fat layer exposed
L98.A313	Non-pressure chronic ulcer of right hand with necrosis of muscle
L98.A314	Non-pressure chronic ulcer of right hand with necrosis of bone
L98.A315	Non-pressure chronic ulcer of right hand with muscle involvement without evidence of necrosis
L98.A316	Non-pressure chronic ulcer of right hand with bone involvement without evidence of necrosis
L98.A318	Non-pressure chronic ulcer of right hand with other specified severity
L98.A319	Non-pressure chronic ulcer of right hand with unspecified severity

61

Chapter 12: Diseases of the Skin and Subcutaneous Tissue (L00-L99)

New Codes	Descriptions
L98.A32	Non-pressure chronic ulcer of left hand
L98.A321	Non-pressure chronic ulcer of left hand limited to breakdown of skin
L98.A322	Non-pressure chronic ulcer of left hand with fat layer exposed
L98.A323	Non-pressure chronic ulcer of left hand with necrosis of muscle
L98.A324	Non-pressure chronic ulcer of left hand with necrosis of bone
L98.A325	Non-pressure chronic ulcer of left hand with muscle involvement without evidence of necrosis
L98.A326	Non-pressure chronic ulcer of left hand with bone involvement without evidence of necrosis
L98.A328	Non-pressure chronic ulcer of left hand with other specified severity
L98.A329	Non-pressure chronic ulcer of left hand with unspecified severity

62

Chapter 12: Diseases of the Skin and Subcutaneous Tissue (L00-L99)

New Codes	Descriptions
L98.A39	Non-pressure chronic ulcer of unspecified hand
L98.A391	Non-pressure chronic ulcer of unspecified limited to breakdown of skin
L98.A392	Non-pressure chronic ulcer of unspecified with fat layer exposed
L98.A393	Non-pressure chronic ulcer of unspecified with necrosis of muscle
L98.A394	Non-pressure chronic ulcer of unspecified with necrosis of bone
L98.A395	Non-pressure chronic ulcer of unspecified with muscle involvement without evidence of necrosis
L98.A396	Non-pressure chronic ulcer of unspecified with bone involvement without evidence of necrosis
L98.A398	Non-pressure chronic ulcer of unspecified with other specified severity
L98.A399	Non-pressure chronic ulcer of unspecified with unspecified severity

63

Chapter 12: Diseases of the Skin and Subcutaneous Tissue (L00-L99)



Revised Codes	Descriptions
L02.212	Cutaneous abscess of back [any part, except buttock]
L02.212	Cutaneous abscess of back [any part, except buttock and flank]
L02.222	Furuncle of back [any part, except buttock]
L02.222	Furuncle of back [any part, except buttock and flank]

64

Chapter 13: Diseases of the Musculoskeletal System and Connective Tissue (M00-M99)

New Codes	Descriptions
M05.A	Abnormal rheumatoid factor and anti-citrullinated protein antibody with rheumatoid arthritis Code first rheumatoid arthritis with rheumatoid factor by site, if known (M05.00 to M05.8A)

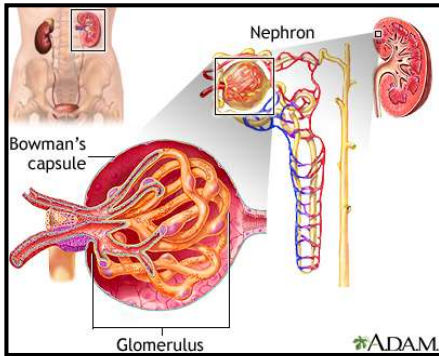


Chapter 13: Diseases of the Musculoskeletal System and Connective Tissue (M00-M99)



Revised Codes	Descriptions
M24.076	Loose body in unspecified toe joints
M24.076	Loose body in unspecified toe joint(s)
M61.129	Myositis ossificans progressiva, unspecified arm
M61.129	Myositis ossificans progressiva, unspecified upper arm

Chapter 14: Diseases of the Genitourinary System (N00-N99)

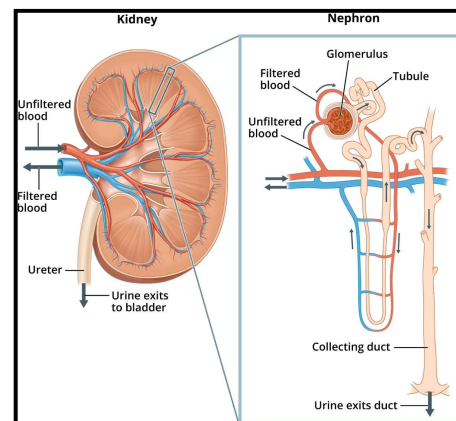


New Codes	Descriptions
N00.B	Acute nephritic syndrome with immune complex membranoproliferative glomerulonephritis
N00.B1	Acute nephritic syndrome with idiopathic immune membranoproliferative glomerulonephritis (IC-MPGN)
N00.B2	Acute nephritic syndrome with secondary immune complex membranoproliferative glomerulonephritis (IC-MPGN)

67

Chapter 14: Diseases of the Genitourinary System (N00-N99)

New Codes	Descriptions
N04.B	Nephrotic syndrome with immune complex membranoproliferative glomerulonephritis (IC-MPGN)
N04.B1	Nephrotic syndrome with idiopathic immune complex membranoproliferative glomerulonephritis (IC-MPGN)
N04.B2	Nephrotic syndrome with secondary immune complex membranoproliferative glomerulonephritis (IC-MPGN)



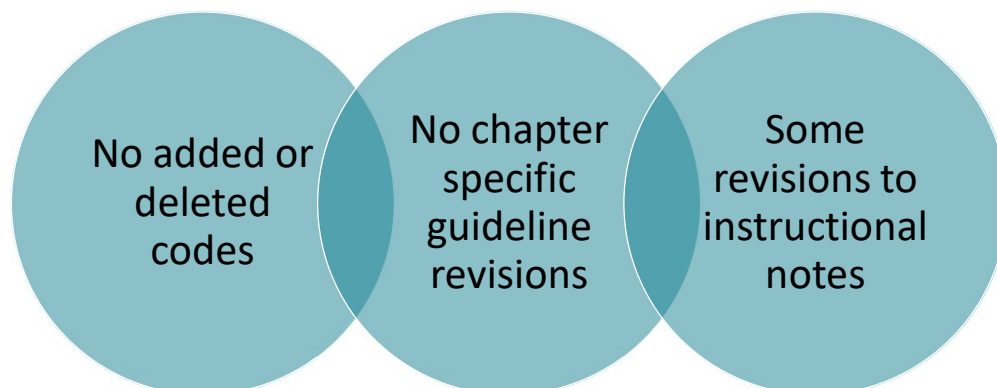
68

Chapter 14: Diseases of the Genitourinary System (N00-N99)

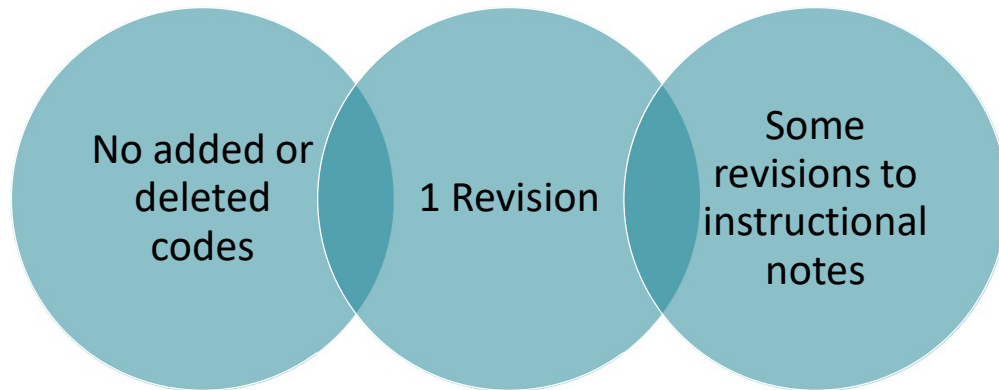


New Codes	Descriptions
N07.B	Hereditary nephropathy, not elsewhere classified with APOL1-mediated kidney disease [AMKD] AMKD (with glomerulonephritis) AMKD (with glomerulosclerosis)

Chapter 15: Pregnancy, Childbirth and the Puerperium (O00-O9A)



Chapter 16: Certain Conditions Originating in the Perinatal Period (P00-P96)



71

Chapter 16: Certain Conditions Originating in the Perinatal Period (P00-P96)

Revised Codes	Descriptions
P09.6	Abnormal findings on neonatal screening for neonatal hearing loss
P09.6	Abnormal findings on neonatal hearing screening



72

Chapter 17: Congenital Malformations, Deformations and Chromosomal Abnormalities (Q00-Q99)

3 Types of Usher Syndrome

• Type 1 (USH1)

Babies with Type 1 Usher Syndrome are born with very bad or total hearing loss and have balance problems, which can delay walking. Vision loss starts in childhood, often with trouble seeing at night.

• Type 2 (USH2)

Babies with Type 2 Usher Syndrome are born with very bad or total hearing loss and have balance problems, which can delay walking. Vision loss starts in childhood, often with trouble seeing at night.

• Type 3 (USH3)

Babies with Type 3 Usher Syndrome are born with very bad or total hearing loss and have balance problems, which can delay walking. Vision loss starts in childhood, often with trouble seeing at night.

New Codes	Descriptions
Q99.81	Usher Syndrome Use additional code to identify any auditory and visual manifestations
Q99.811	Usher syndrome, type 1
Q99.812	Usher syndrome, type 2
Q99.813	Usher syndrome, type 3
Q99.818	Other Usher syndrome Usher syndrome, type 4
Q99.819	Usher syndrome, unspecified
Q99.89	Other specified chromosome abnormalities

75

Chapter 17: Congenital Malformations, Deformations and Chromosomal Abnormalities (Q00-Q99)

New Codes	Descriptions
QA0	Neurodevelopmental disorders related to specific genetic pathogenic variants Code also, if applicable, any associated conditions, such as: <ul style="list-style-type: none"> • attention-deficit hyperactivity disorders (F90.-) • autism spectrum disorder (F84.0) • developmental and epileptic encephalopathy (G93.45) • epilepsy, by specific type (G40.-) • intellectual disabilities (F70-F79) • pervasive developmental disorders (F84.-)
QA0.0	Neurodevelopmental disorders related to pathogenic variants in specific genes
QA0.01	Neurodevelopmental disorders related to pathogenic variants in certain specific genes
QA0.010	Neurodevelopmental disorders, related to pathogenic variants in ion channel genes
QA0.0101	SCN2A-related neurodevelopmental disorder
QA0.0102	CACNA1A-related neurodevelopmental disorder
QA0.0109	Neurodevelopmental disorder related to pathogenic variant in other ionchannel gene SCN8A-related neurodevelopmental disorder

76

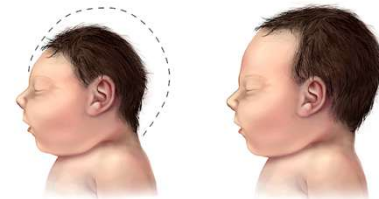
Chapter 17: Congenital Malformations, Deformations and Chromosomal Abnormalities (Q00-Q99)

New Codes	Descriptions
QA0.011	Neurodevelopmental disorders, related to pathogenic variants in glutamate receptor genes
QA0.012	Neurodevelopmental disorders, related to pathogenic variants in other receptor genes
QA0.013	Neurodevelopmental disorders, related to pathogenic variants in other transporter and solute carrier genes
QA0.0131	SLC6A1-related disorder GABA transporter 1 deficiency
QA0.0139	Neurodevelopmental disorder, related to pathogenic variant in other transporter or solute carrier gene
QA0.014	Neurodevelopmental disorders, related to pathogenic variants in synapse related genes
QA0.0141	Syntaxin-binding protein 1-related disorder STXBP1-related disorders
QA0.0142	QA0.0142 DLG4-related synaptopathy
QA0.0149	Neurodevelopmental disorder, related to pathogenic variant in other synapse related gene Other genetic synaptopathy

77

Chapter 17: Congenital Malformations, Deformations and Chromosomal Abnormalities (Q00-Q99)

New Codes	Descriptions
QA0.015	Neurodevelopmental disorders, related to genes associated with transcription and gene expression
QA0.0151	FOXP1 syndrome FOXP1-related disorder FOXP1-related encephalopathy FOXP1-related neurodevelopmental disorder
QA0.0159	Neurodevelopmental disorder, related to other genes associated with transcription and gene expression
QA0.8	Other neurodevelopmental disorders related to pathogenic variants in other specific genes



78

Chapter 17: Congenital Malformations, Deformations and Chromosomal Abnormalities (Q00-Q99)

Revised Codes	Descriptions
Q75.00	Craniosynostosis unspecified
Q75.00	Craniosynostosis, unspecified
Q75.001	Craniosynostosis unspecified, unilateral
Q75.001	Craniosynostosis, unspecified type , unilateral
Q75.002	Craniosynostosis unspecified, bilateral
Q75.002	Craniosynostosis, unspecified type , bilateral
Q75.009	Craniosynostosis unspecified
Q75.009	Craniosynostosis, unspecified

Chapter 17: Congenital Malformations, Deformations and Chromosomal Abnormalities (Q00-Q99)

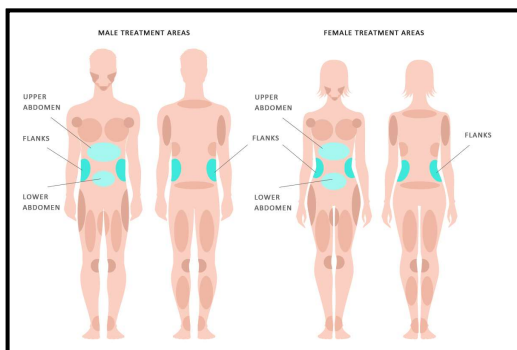
Revised Codes	Descriptions
Q75.021	Coronal craniosynostosis unilateral
Q75.021	Coronal craniosynostosis, unilateral
Q75.022	Coronal craniosynostosis bilateral
Q75.022	Coronal craniosynostosis, bilateral
Q75.029	Coronal craniosynostosis unspecified
Q75.029	Coronal craniosynostosis, unspecified

Chapter 18: Symptoms, Signs and Abnormal Clinical and Laboratory Findings, Not Elsewhere Classified (R00-R99)

New Codes	Descriptions
R10.20	Pelvic and perineal pain unspecified side
R10.21	Pelvic and perineal pain right side
R10.22	Pelvic and perineal pain left side
R10.23	Pelvic and perineal pain bilateral
R10.24	Suprapubic pain
R10.85	Abdominal pain of multiple sites <ul style="list-style-type: none"> • Excludes1: abdominal rigidity NOS (R19.3) • generalized abdominal pain associated with acute abdomen (R10.0) • generalized abdominal pain NOS (R10.84) • localized abdominal pain (R10.1-R10.4-)

81

Chapter 18: Symptoms, Signs and Abnormal Clinical and Laboratory Findings, Not Elsewhere Classified (R00-R99)



New Codes	Descriptions
R10. 8A	Flank tenderness
R10.8A1	Right flank tenderness
R10.8A2	Left flank tenderness
R10.8A3	Suprapubic tenderness
R10.8A9	Flank tenderness, unspecified Flank tenderness NOS

82

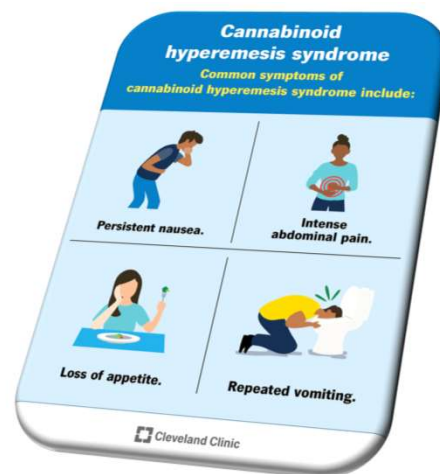
Chapter 18: Symptoms, Signs and Abnormal Clinical and Laboratory Findings, Not Elsewhere Classified (R00-R99)

New Codes	Descriptions
R10.A	Pain localized to flank Lateral abdomen pain Lateral flank pain Latus region pain Excludes2: pain localized to other parts of lower abdomen (R10.3-) pain localized to upper abdomen (R10.1-)
R10.A0	Flank pain, unspecified side
R10.A1	Flank pain, right side
R10.A2	Flank pain, left side
R10.A3	Flank pain, bilateral

83

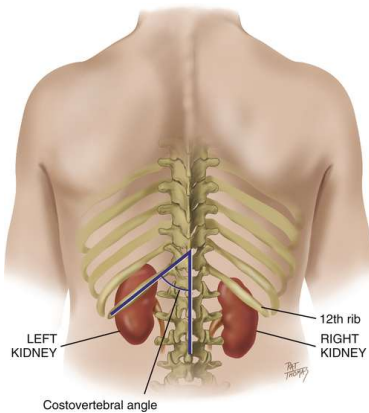
Chapter 18: Symptoms, Signs and Abnormal Clinical and Laboratory Findings, Not Elsewhere Classified (R00-R99)

New Codes	Descriptions
R11.16	Cannabis hyperemesis syndrome Cannabinoid hyperemesis syndrome Code also cannabis abuse (F12.1-) cannabis dependence (F12.2-) cannabis use, unspecified (F12.92-, F12.93, F12.95-, F12.98-, F12.99) manifestations, such as: dehydration (E86.0) electrolyte imbalance (E87.8)



84

Chapter 18: Symptoms, Signs and Abnormal Clinical and Laboratory Findings, Not Elsewhere Classified (R00-R99)

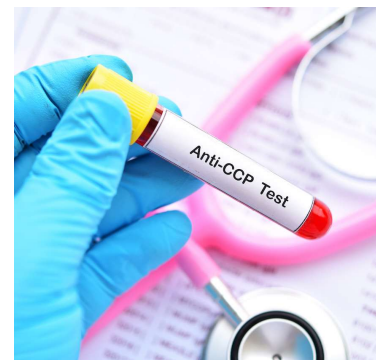


New Codes	Descriptions
R39.85	Costovertebral (angle) tenderness Excludes2: abdominal and pelvic pain (R10.-)
R39.851	Costovertebral (angle) tenderness, right side
R39.852	Costovertebral (angle) tenderness, left side
R39.853	Costovertebral (angle) tenderness, bilateral
R39.859	Costovertebral (angle) tenderness, unspecified side

85

Chapter 18: Symptoms, Signs and Abnormal Clinical and Laboratory Findings, Not Elsewhere Classified (R00-R99)

New Codes	Descriptions
R76.81	Abnormal rheumatoid factor and anti-citrullinated protein antibody without rheumatoid arthritis Abnormal anti-CCP Abnormal anti-cyclic citrullinated protein antibody and rheumatoid factor Excludes1: rheumatoid arthritis with rheumatoid factor (M05.-)
R76.89	Other specified abnormal immunological findings in serum Raised level of immunoglobulins NOS



86

Chapter 19: Injury, Poisoning and Certain Other Consequences of External Causes (S00-T88)

7th
A, D, S

New Codes	Descriptions
S30.11X-	Contusion of abdominal wall-
S30.12X-	Contusion of groin
S30.13X-	Contusion of flank (latus) region
S30.81A-	Abrasion of flank
S30.82A-	Blister (nonthermal) of flank
S30.84A-	External constriction of flank
S30.85A	Superficial foreign body of flank
S30.86A-	Insect bite (nonvenomous) of flank
S30.87A-	Other superficial bite of flank
S30.9A	Superficial foreign body of flank



STIRLING GLOBAL SOLUTIONS

87

Chapter 19: Injury, Poisoning and Certain Other Consequences of External Causes (S00-T88)

7th
A, D, S

New Codes	Descriptions
S31.106-	Unspecified open wound of abdominal wall, right flank without penetration into peritoneal cavity
S31.107-	Unspecified open wound of abdominal wall, left flank without penetration into peritoneal cavity
S31.10A-	Unspecified open wound of abdominal wall, unspecified flank without penetration into peritoneal cavity Open wound of abdominal wall of flank NOS without penetration into peritoneal cavity
S31.116-	Laceration without foreign body of abdominal wall, right flank without penetration into peritoneal cavity
S31.117-	Laceration without foreign body of abdominal wall, left flank without penetration into peritoneal cavity
S31.11A-	Laceration without foreign body of abdominal wall, unspecified flank without penetration into peritoneal cavity Laceration without foreign body of flank NOS without penetration into peritoneal cavity
S31.126-	Laceration with foreign body of abdominal wall, right flank without penetration into peritoneal cavity
S31.127-	Laceration with foreign body of abdominal wall, left flank without penetration into peritoneal cavity
S31.12A-	Laceration with foreign body of abdominal wall unspecified flank without penetration into peritoneal cavity Laceration with foreign body of abdominal wall of flank NOS without penetration into peritoneal cavity

STIRLING GLOBAL SOLUTIONS

88

Chapter 19: Injury, Poisoning and Certain Other Consequences of External Causes (S00-T88)

7th
A, D, S

New Codes	Descriptions
S31.136-	Puncture wound of abdominal wall without foreign body, right flank without penetration into peritoneal cavity
S31.137-	Puncture wound of abdominal wall without foreign body, left flank without penetration into peritoneal cavity
S31.13A-	Puncture wound of abdominal wall without foreign body, unspecified flank without penetration into peritoneal cavity Puncture wound of abdominal wall of flank NOS without foreign body
S31.146-	Puncture wound of abdominal wall with foreign body, right flank without penetration into peritoneal cavity
S31.147-	Puncture wound of abdominal wall with foreign body, left flank without penetration into peritoneal cavity
S31.14A-	Puncture wound of abdominal wall with foreign body, unspecified flank without penetration into peritoneal cavity Puncture wound of abdominal wall with foreign body of flank NOS without penetration into peritoneal cavity

STIRLING GLOBAL SOLUTIONS

89

Chapter 19: Injury, Poisoning and Certain Other Consequences of External Causes (S00-T88)

7th
A, D, S

New Codes	Descriptions
S31.156-	Open bite of abdominal wall, right flank without penetration into peritoneal cavity
S31.157-	Open bite of abdominal wall, left flank without penetration into peritoneal cavity
S31.15A-	Open bite of abdominal wall, unspecified flank without penetration into peritoneal cavity Open bite of abdominal wall of flank NOS without penetration into peritoneal cavity
S31.606-	Unspecified open wound of abdominal wall, right flank with penetration into peritoneal cavity
S31.607-	Unspecified open wound of abdominal wall, left flank with penetration into peritoneal cavity
S31.60A-	Unspecified open wound of abdominal wall, unspecified flank with penetration into peritoneal cavity Unspecified open wound of abdominal wall of flank NOS, with penetration into peritoneal cavity
S31.616-	Laceration without foreign body of abdominal wall, right flank with penetration into peritoneal cavity
S31.617-	Laceration without foreign body of abdominal wall, left flank with penetration into peritoneal cavity
S31.61A-	Laceration without foreign body of abdominal wall, unspecified flank with penetration into peritoneal cavity Laceration without foreign body of abdominal wall of flank NOS, with penetration into peritoneal cavity

STIRLING GLOBAL SOLUTIONS

90

Chapter 19: Injury, Poisoning and Certain Other Consequences of External Causes (S00-T88)

7th
A, D, S

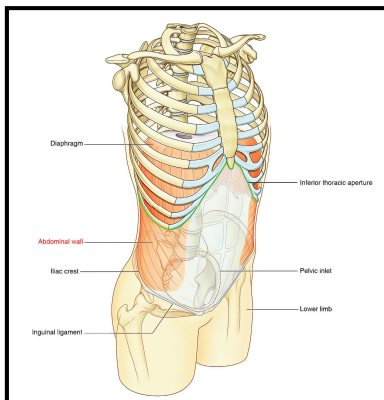
New Codes	Descriptions
S31.626-	Laceration with foreign body of abdominal wall, right flank with penetration into peritoneal cavity
S31.627-	Laceration with foreign body of abdominal wall, left flank with penetration into peritoneal cavity
S31.62A-	Laceration with foreign body of abdominal wall, unspecified flank with penetration into peritoneal cavity Laceration with foreign body of abdominal wall, flank NOS, with penetration into peritoneal cavity
S31.636-	Puncture wound of abdominal wall without foreign body, right flank with penetration into peritoneal cavity
S31.637-	Puncture wound of abdominal wall without foreign body, left flank with penetration into peritoneal cavity
S31.63A-	Puncture wound of abdominal wall without foreign body, unspecified flank with penetration into peritoneal cavity Puncture wound of abdominal wall without foreign body, flank NOS, with penetration into peritoneal cavity
S31.646-	Puncture wound of abdominal wall with foreign body, right flank with penetration into peritoneal cavity
S31.647-	Puncture wound of abdominal wall with foreign body, left flank with penetration into peritoneal cavity
S31.64A-	Puncture wound of abdominal wall with foreign body, unspecified flank with penetration into peritoneal cavity Puncture wound of abdominal wall with foreign body, flank NOS, with penetration into peritoneal cavity

STIRLING GLOBAL
SOLUTIONS

91

Chapter 19: Injury, Poisoning and Certain Other Consequences of External Causes (S00-T88)

7th
A, D, S



New Codes	Descriptions
S31.656-	Open bite of abdominal wall, right flank with penetration into peritoneal cavity
S31.657-	Open bite of abdominal wall, left flank with penetration into peritoneal cavity
S31.65A-	Open bite of abdominal wall, unspecified flank with penetration into peritoneal cavity Open bite of abdominal wall, flank NOS, with penetration into peritoneal cavity

STIRLING GLOBAL
SOLUTIONS

92

Chapter 19: Injury, Poisoning and Certain Other Consequences of External Causes (S00-T88)

7th
A, D, S

New Codes	Descriptions
T36.AX1-	Poisoning by fluoroquinolone antibiotics, accidental (unintentional) Poisoning by fluoroquinolone antibiotics NOS
T36.AX2-	Poisoning by fluoroquinolone antibiotics, intentional self-harm
T36.AX3-	Poisoning by fluoroquinolone antibiotics, assault
T36.AX4-	Poisoning by fluoroquinolone antibiotics, undetermined
T36.AX5-	Adverse effect of fluoroquinolone antibiotics
T36.AX6-	Underdosing of fluoroquinolone antibiotics



STIRLING GLOBAL
SOLUTIONS

93

Chapter 19: Injury, Poisoning and Certain Other Consequences of External Causes (S00-T88)

7th
A, D, S



New Codes	Descriptions
T65.841-	Toxic effect of xylazine, accidental (unintentional) Toxic effect of xylazine NOS
T65.842-	Toxic effect of xylazine, intentional self-harm
T65.843-	Toxic effect of xylazine, assault
T65.844-	Toxic effect of xylazine, undetermined

https://youtu.be/_TnbruaCljM?si=P99tMc7spxJFQZ5i

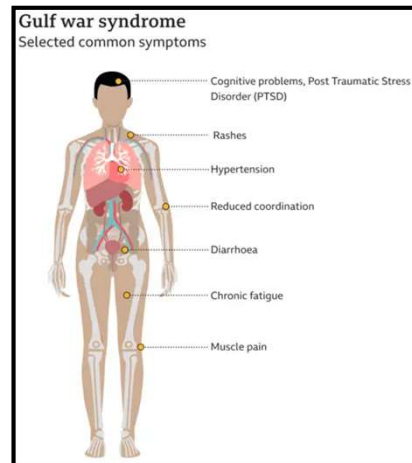
STIRLING GLOBAL
SOLUTIONS

94

Chapter 19: Injury, Poisoning and Certain Other Consequences of External Causes (S00-T88)

7th
A, D, S

New Codes	Descriptions
T75.830-	Gulf war illness Gulf war syndrome
T75.838-	Effects of other war theater



STIRLING GLOBAL
SOLUTIONS

95

Chapter 19: Injury, Poisoning and Certain Other Consequences of External Causes (S00-T88)

7th
A, D, S

New Codes	Descriptions
T78.070-	Anaphylactic reaction due to milk and dairy products with tolerance to baked milk Excludes1: Anaphylactic reaction due to milk and dairy products with reactivity to baked milk (T78.071)
T78.071-	Anaphylactic reaction due to milk and dairy products with reactivity to baked milk Excludes1: Anaphylactic reaction due to milk and dairy products with tolerance to baked milk (T78.070)
T78.079-	Anaphylactic reaction due to milk and dairy products, unspecified
T78.080-	Anaphylactic reaction due to egg with tolerance to baked egg Excludes1: Anaphylactic reaction due to egg with reactivity to baked egg (T78.081)
T78.081-	Anaphylactic reaction due to egg with reactivity to baked egg Excludes1: Anaphylactic reaction due to egg with tolerance to baked egg (T78.080)
T78.089-	Anaphylactic reaction due to eggs, unspecified

STIRLING GLOBAL
SOLUTIONS

96

Chapter 19: Injury, Poisoning and Certain Other Consequences of External Causes (S00-T88)

7th
A, D, S

New Codes	Descriptions
T78.11-	Other adverse food reactions due to milk and dairy products
T78.110-	Other adverse food reactions due to milk and dairy products with tolerance to baked milk Excludes1: Other adverse food reaction due to milk and dairy products with reactivity to baked milk (T78.111)
T78.111-	Other adverse food reaction due to milk and dairy products with reactivity to baked milk Excludes1: Other adverse food reaction due to milk and dairy products with tolerance to baked milk (T78.110)
T78.119-	Other adverse food reaction due to milk and dairy products with baked milk tolerance/reactivity, unspecified
T78.120-	Anaphylactic reaction due to egg with tolerance to baked egg Excludes1: Anaphylactic reaction due to egg with reactivity to baked egg (T78.081)
T78.121-	Anaphylactic reaction due to egg with reactivity to baked egg Excludes1: Anaphylactic reaction due to egg with tolerance to baked egg (T78.080)
T78.129-	Anaphylactic reaction due to eggs, unspecified

STIRLING GLOBAL SOLUTIONS

97

Chapter 19: Injury, Poisoning and Certain Other Consequences of External Causes (S00-T88)

7th
A, D, S

Revised Codes	Descriptions
S62.9	Unspecified fracture of wrist and hand
S62.9	Unspecified fracture of hand
S62.90	Unspecified fracture of unspecified wrist and hand
S62.90	Unspecified fracture of unspecified hand
S62.91	Unspecified fracture of right wrist and hand
S62.91	Unspecified fracture of right hand
S62.92	Unspecified fracture of left wrist and hand
S62.92	Unspecified fracture of left hand
S74.21	Onjury of cutaneous sensory nerve at hip and high level, right leg (Oops, typo)
S74.21	Injury of cutaneous sensory nerve at hip and thigh level, right leg



STIRLING GLOBAL SOLUTIONS

98

Chapter 20: External Causes of Morbidity (V00-Y99)

7th
A, D, S

New Codes	Descriptions
W44.H9X-	Other sharp object entering into or through a natural orifice Shard pottery entering into or through a natural orifice

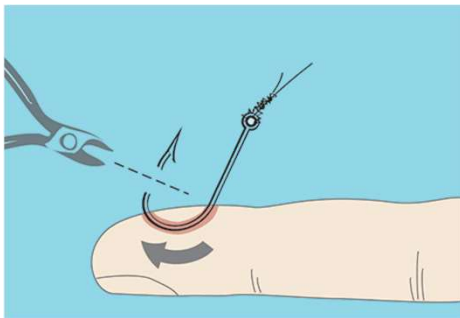


STIRLING GLOBAL
SOLUTIONS

99

Chapter 20: External Causes of Morbidity (V00-Y99)

7th
A, D, S



New Codes	Descriptions
W45.3XX-	Fishing hook entering through skin

STIRLING GLOBAL
SOLUTIONS

100

Chapter 20: External Causes of Morbidity (V00-Y99)

7th
A, D, S

New Codes	Descriptions
Y36.A-	Blast overpressure in war operations Code also type of explosive, if known accidental detonation of onboard munitions (Y36.140) explosion of grenade (Y36.290) explosion of torpedo (Y36.040) improvised explosive device (Y36.230)
Y36.A1X-	Low level blast overpressure in war operations LLB overpressure in war operations Low level blast overpressure due to explosion in war operations
Y36.A2X-	High level blast overpressure in war operations High level blast overpressure due to explosion in war operations HLB overpressure in war operations



STIRLING GLOBAL
SOLUTIONS

101

Chapter 20: External Causes of Morbidity (V00-Y99)

7th
A, D, S



New Codes	Descriptions
Y37.A-	Blast overpressure in military operations Code also type of explosive, if known accidental detonation of onboard munitions (Y37.140) explosion of grenade (Y37.290) explosion of torpedo (Y37.040) improvised explosive device (Y37.230)
Y37.A1-	Low level blast overpressure in military operations LLB overpressure in military operations Low level blast overpressure due to explosion in military operations
Y37.A2-	High level blast overpressure in military operations High level blast overpressure due to explosion in military operations HLB overpressure in military operations

STIRLING GLOBAL
SOLUTIONS

102

Chapter 20: External Causes of Morbidity (V00-Y99)

New Codes	Descriptions
Y93.L	Other outdoor activity
Y93.L1	Activity, splitting wood
Y93.L9	Activity, other outdoor activity



103

Chapter 20: External Causes of Morbidity (V00-Y99)



Revised Codes	Descriptions
Y07.435	Stepbrother, perpetrator or maltreatment and neglect
Y07.435	Stepbrother, perpetrator of maltreatment and neglect

104

Chapter 21: Factors Influencing Health Status and Contact With Health Services (Z00-Z99)

New Codes	Descriptions
Z15.05	Genetic susceptibility to malignant neoplasm of fallopian tube(s)
Z15.06	Genetic susceptibility to malignant neoplasm of digestive system
Z15.060	Genetic susceptibility to colorectal cancer
Z15.068	Genetic susceptibility to other malignant neoplasm of digestive system Genetic susceptibility to biliary tract cancer Genetic susceptibility to gastric cancer Genetic susceptibility to pancreatic cancer Genetic susceptibility to small bowel cancer
Z15.07	Genetic susceptibility to malignant neoplasm of urinary tract
Z15.3	Genetic susceptibility to kidney disease Code also, if applicable, hypertension (I10-I1A)

105

Chapter 21: Factors Influencing Health Status and Contact With Health Services (Z00-Z99)

New Codes	Descriptions
Z40.81	Encounter for prophylactic surgery for removal of ovary(s) for persons without known genetic/familial risk factors Encounter for prophylactic oophorectomy for persons without known genetic/ familial risk factors
Z40.82	Encounter for prophylactic surgery for removal of fallopian tube(s) for persons without known genetic/familial risk factors Encounter for prophylactic salpingectomy for persons without known genetic/familial risk factors Opportunistic salpingectomy
Z40.89	Encounter for other prophylactic surgery



106

Chapter 21: Factors Influencing Health Status and Contact With Health Services (Z00-Z99)



New Codes	Descriptions
Z59.861	Financial insecurity, difficulty paying for utilities Difficulty paying for electricity Difficulty paying for heat Difficulty paying for oil Difficulty paying water bill Utility disconnect notice due to inability to pay Excludes2: inadequate housing utilities (Z59.12)
Z59.868	Other specified financial insecurity Bankruptcy
Z59.869	Financial insecurity, unspecified

SDoH

STIRLING GLOBAL SOLUTIONS

107

Chapter 21: Factors Influencing Health Status and Contact With Health Services (Z00-Z99)

New Codes	Descriptions
Z77.3	Contact with and (suspected) exposure to war theater
Z77.31	Contact with and (suspected) exposure to Gulf War theater Contact with and (suspected) exposure to Persian Gulf War theater
Z77.39	Contact with and (suspected) exposure to other war theater Agent Orange exposure



STIRLING GLOBAL SOLUTIONS

108

Chapter 21: Factors Influencing Health Status and Contact With Health Services (Z00-Z99)

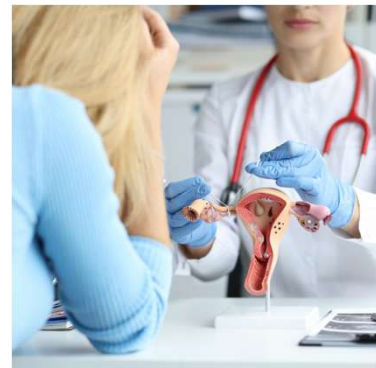


New Codes	Descriptions
Z80.44	Family history of malignant neoplasm of fallopian tube(s)
Z84.11	Family history of APOL1-mediated kidney disease [AMKD]
Z84.19	Family history of other disorders of kidney and ureter
Z84.A	Family history of exposure to diethylstilbestrol DES granddaughter or grandson Family history of DES exposure Third generation DES exposure

109

Chapter 21: Factors Influencing Health Status and Contact With Health Services (Z00-Z99)

New Codes	Descriptions
Z85.4A	Personal history of malignant neoplasm of fallopian tube(s)
Z86.00A	Personal history of in-situ neoplasm of the fallopian tube(s)



110

Chapter 21: Factors Influencing Health Status and Contact With Health Services (Z00-Z99)



New Codes	Descriptions
Z91.0110	Allergy to milk products, unspecified
Z91.0111	Allergy to milk products with tolerance to baked milk Excludes1: Allergy to milk products with reactivity to baked milk (Z91.0112)
Z91.0120	Allergy to eggs, unspecified
Z91.0121	Allergy to eggs with tolerance to baked egg Excludes1: Allergy to eggs with reactivity to baked egg (Z91.0122)
Z91.0122	Allergy to eggs with reactivity to baked egg Excludes1: Allergy to egg with tolerance to baked egg (Z91.0121)

111

Chapter 21: Factors Influencing Health Status and Contact With Health Services (Z00-Z99)

New Codes	Descriptions
Z91.B	Personal risk factor of exposure to diethylstilbestrol DES daughter or son Personal risk factor of exposure to DES Personal risk factor of exposure to DES in utero Second generation DES exposure Code also, associated conditions, such as: conditions classifiable to C50.- osteoporosis (M80.-) premature menopause (E28.31-)



112

Deleted Codes


Deleted Code	Description	Deleted Code	Description
B88.0	Other acariasis	S30.1XX-	Contusion of abdominal wall (7 th character)
D71	Functional disorders of polymorphonuclear neutrophils	T78.07X-	Anaphylactic reaction due to milk and dairy products (7 th character)
E72.53	Primary hyperoxaluria	T78.08X-	Anaphylactic reaction due to eggs (7 th character)
E78.01	Familial hypercholesterolemia	T78.1X-	Other adverse food reactions, not elsewhere classified (7 th character)
E88.1	Lipodystrophy, not elsewhere classified	Z40.8	Encounter for other prophylactic surgery
G35	Multiple sclerosis	Z59.86	Financial insecurity
H01.8	Other specified inflammations of eyelid	Z84.1	Family history of disorders of kidney and ureter
Q89.8	Other specified congenital malformations	Z91.011	Allergy to milk products
Q99.8	Other specified chromosome abnormalities	Z91.012	Allergy to eggs
R10.2	Pelvic and perineal pain		
R76.8	Other specified abnormal immunological findings in serum		


113




114




 Christine Hall, BSHM, CHC, CDEO,
CPC, CPB, CPMA, CEMA, CRC, CPC-I

 chall@stirlingglobalsolutions.com

 www.stirlingglobalsolutions.com





JOIN OUR MEMBERSHIP

- ✓ Unlimited Resources
- ✓ Unlimited Questions
- ✓ Q&A Database
- ✓ On Demand Webinars

And so much more!

JOIN TODAY!