



THE TRANQUL RETREAT

Welcome

*best viewed from a computer,otherwise if having issues with loading, try disconnecting from wifi and use data



Welcome To Our Home!

We live and work in Phoenix, but we escape to Munds Park every chance we get. We love the beautiful outdoors and the unmatched charm that Munds Park has to offer.

We've taken great care to design the home with a modern zen touch of style and features for comfort and safety, while still maintaining the wonderful feeling of being in the mountains. We have chosen to use natural, non-toxic cleaning solutions, organic sheets and eco-friendly towels to match our lifestyle.

Please think of this as your home while you are here and have a great time!

We truly hope you enjoy your experience here as we aim to provide rest ,relaxation,healing and comfort! Please contact us if you have any questions or need assistance.

Kind regards,
Traci & Jason

Take a moment to adjust the temperature to your liking. (Instructions for thermostats are on the next page)

We want you to be as comfortable as possible.

Here , you will find information about the check-in/check-out procedures, home guides and house policies

“The clearest way into the Universe is through a forest wilderness.”
- John Muir.

HEAT

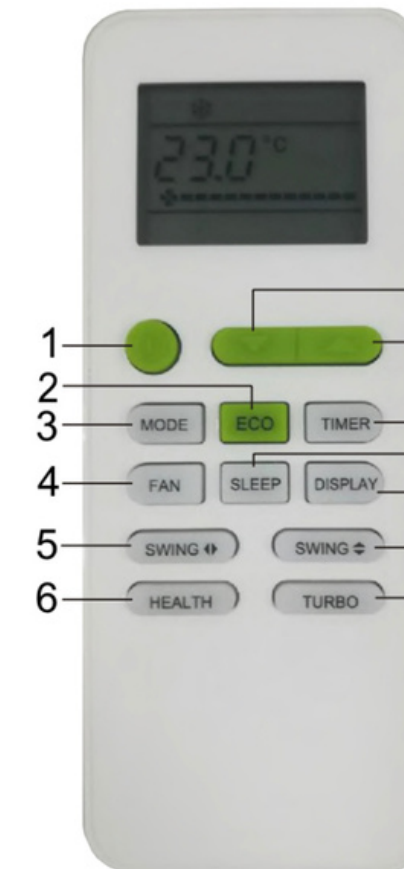
The mini split works for cooling and heating. There are also several wall heaters throughout the home (bathrooms included). The units with built-in thermostats can be set by pushing the switch to the left for "Heat On". Please use the + and – keys to set your desired temperature.

COOL

There are ceiling fans ,floor fans &window fans . There is a portable air conditioner in the family room and loft if needed. Opening the windows at night and closing them in the morning is the best way to keep the home cool during summer days.

4. Operation Details

Remote controller



- 1 ON/OFF button**
To switch the conditioner on and off.
- 2 ECO button**
In cooling mode, press this button, the temperature will increase 2°C on the base of setting temperature. In heating mode, press this button, the temperature will decrease 2°C on the base of setting temperature.
- 3 MODE button**
To select the mode of operation.
- 4 FAN SPEED button**
To select the fan speed of auto/low/mid/high.
- 5 SWING button**
To activate or deactivate of the movement of the "DEFLECTORS".
- 6 HEALTH button**
To switch - on /off HEALTHY function. It is a button which controls the ionizer or plasma generator only for inverter type.
- 7 TURBO button**
In cooling mode, press this button, the unit will give the maximum cooling temperature with 16°C. In heating mode, press this button, the unit will give the maximum heating temperature with 31°C.
- 8 SWING button**
To activate or deactivate of the movement of the "DEFLECTORS".
- 9 DISPLAY button**
To switch on/off the LED display (if present).
- 10 SLEEP button**
To activate the function "SLEEP".
- 11 TIMER button**
To set automatic switching-on/off.
- 12 TEMP UP button**
Increase the temperature or time by 1 unit.
- 13 TEMP DOWN button**
Decrease the temperature or time by 1 unit.

Note: Each mode and relevant function will be further specified in following pages.

Remote Control

The remote controller is not presetting as Cooling Only Air Conditioner or Heat Pump by manufacturer. Each time after the remote controller replace batteries or is energized, the arrowhead will flashes on the front of "Heat" or "Cool" on LCD of the remote controller. User can preset the remote controller type depending on the air conditioner type you have purchased as follows:
Press any button when the arrowhead flashes on the front of "Cool", Cooling Only is set.
Press any button when the arrowhead flashes on the front of "Heat", Heat Pump is set.
If you don't press any button within 10 seconds, the remote controller is preset as Heat Pump automatically.

Note :

If the air conditioner you purchased is a Cooling Only one, but you preset the remote controller as Heat Pump, it doesn't bring any matter. But if the air conditioner you purchased is a Heat Pump one, and you preset the remote controller as Cooling Only, then you CAN NOT preset the Heating operation with the remote controller.

CHECK-IN

4pm

Please take a moment to check the home for cleanliness, appropriate amount of linens and anything else that will make your stay better. If anything isn't up to your standards, please report any dissatisfaction within the first 4 hours to us. We can quickly enhance your stay.

*to conserve water , energy, and ensure our cleaner is able to clean and sanitize the home we leave sufficient towels for each guest but please let me know if you need more



PARKING

3 cars allowed. Only park in the driveway. No street parking allowed. Any cars parked in the street will be ticketed and you may be towed.

Garage access may be granted upon need and approval. We use the home as well and store our personal items as well as supplies.

ACCESS

Press the screen to wake up lock and enter code plus # given for your stay. To leave-close door ,enter code, pull handle up to engage deadbolt. The door locks automatically after 60 seconds.

WIFI

The wifi network is =
ConnectButDisconnect
password
tranquil_retreat

There is a sign next to the television
as a reminder in case you log off for
any reason or need to add other
devices.

TV

- Turn on TV with the Roku remote by pressing red button
 - *Make sure the HDMI is selected in settings
- Use the FireTv remote and press any button to access Fire Tv

You will have access to Amazon Video, Disney, Netflix, ,HBO Max,
Please let me know if account is logged into any other account other than Traci

HOT TUB

To adjust the heat down, press the blue temperature button.

To adjust the heat up, press red temperature button.

Please rinse off before entering

The soap on your body can cause foam and it's not a bathtub either so please consider the dirt on your bodies staying in tub for future guests .. yuck! Especially if you've come back from a beautiful hike. Oh my! Please just rinse off. We appreciate it!

Turn on the jets using the far left button on the control panel.

The two grey knobs to the left and right of the control panel control the flow of water between both sides of the jets. Turn on / off to get more power on the opposite side.

The big grey wheel controls how many jets are on. Adjust to turn on and off but PLEASE DO NOT run completely off while jets are on... at least one side needs to be pushing water.

Do not block filter or stick any body parts inside.

There is a very powerful pump on the button of the jacuzzi that sucks water. Please do not dunk your head or get your hair close to this!

Do not lower the temperature of the spa below 95 degrees.

To turn on the light press the light button on the control panel, click on and off and on again to cycle through different colors.

When you are finished for the day turn off the jets, put cover back on , and restore the temperature to 102 degrees.

A photograph of a white hot tub on a wooden deck. The hot tub is filled with water and has a blue and white inflatable ring floating in it. In the background, there are tall pine trees and a chain-link fence. The image is slightly faded to make the text stand out.


Spa Fairy comes twice a
week to maintain the
spa

Usually Tuesdays and
Fridays

They will knock on
front door and let you
know they are coming
around back to service



Please enjoy the
Hot Cocoa Bar...
and don't forget the
marshmallows!



...and it wouldn't be a
mountain retreat
without a S'more!

LINENS & LAUNDRY

THE BLACK WASHCLOTHS
PROVIDED IN THE
BATHROOMS ARE
DESIGNATED TO ASSIST YOU
IN MAKE-UP REMOVAL.
TOWELS FOR THE HOT-TUB
ARE PROVIDED IN THE
LAUNDRY ROOM BASKET.
ALL TOWELS ARE TO BE
KEPT AT THE HOME. PLEASE
BRING TOWELS IF YOU PLAN
TO VISIT SLIDE ROCK ETC.

PROPANE HEATERS/FIRE PIT

For your safety, please be careful when utilizing the propane tanks outside.

TURN OFF tanks after use by turning the knobs clockwise until they won't turn any longer.

\$50 Fee will be assessed if a propane tank is found on

Notify me if propane is empty. We will supply a refill

SHOWERS

Like all homes, when multiple people stay together...the hot water may be limited. We suggest spreading out showers to make sure everyone gets hot water.

PLUMBING

Pinewood Sanitary is a delicate system in Munds Park so NO feminine products or facial wipes can be flushed. Please dispose of properly.

A photograph of a modern, cozy living room. The room features a large, light-colored wooden ceiling with exposed beams. A large, dark grey brick fireplace is the central focus. Above the fireplace, a white deer head with antlers is mounted on the wall. To the left of the fireplace, a large flat-screen TV is mounted on the wall. Below the TV, there is a white shelf with various decorative items, including a small elephant figurine and a potted plant. In the foreground, there is a dark brown leather sofa and a wooden coffee table with a book on it. To the left of the fireplace, there is a small cubby with a door. The room is lit by a modern, circular chandelier with multiple light bulbs. The overall atmosphere is warm and inviting.

FIREPLACE

Firewood and starters are provided in the cubby to the left of the fireplace. (Cubby door lifts upward). Please make sure the flu is open prior to lighting your fire. Screens can be closed once the fire is lit. The home is equipped with Nest smoke and carbon monoxide detectors for your safety.

UPSTAIRS LOFT

Please watch your head when in the loft area. It is cozy and fun to sleep up there, but as you can see...the ceilings are fairly low.

PESTS

It is the forest and we do our best to keep the home pest free. Because we are pet & kid friendly we use non toxic pest control. Different seasons bring out different pests. If you do see an excess of insects or webs please notify us and we will handle it ASAP.

HOUSE RULES

We welcome well seasoned guests over the age of 25

Smoking is NOT permitted in OR AROUND the home. If you smoke this is not the home for you.

No wood burning fires outside! There is a ban on outdoor fires and you will be fined/evicted

Gas fire pits are there for your use but if left on will incur a charge to refill.

No loud music after 10 PM. We must be respectful to our neighbors as part of this great community.

For your safety, no one under the age of 12 is permitted in the hot-tub. Anyone under 18 needs to be supervised.

Parties of 9 or more are not permitted and would be subject to eviction.

No illegal drugs or weapons allowed at any time

Munds a dark sky community- bistro lights off after 10

A man with a beard and short hair is holding a small black dog. The background is a soft-focus outdoor scene with trees and a building. The image is split vertically: the left side is a light blue overlay, and the right side is a light orange overlay where the text is located.

DOGS

Dogs are allowed UPON APPROVAL with a pet fee. Remit pet fee prior to arrival.


Please keep them off the furniture and bedding. Please don't leave them unattended. The turf is for games and yoga so please be sure they use the dog run. Imagine doing down dog and smelling dog doo. ick! The cleaning fee does not include pet waste removal. If your dog uses the turf ,please just hose it off. Thank you!

Munds Park does also have leash laws so no dog is ever allowed off leash.

Thank You for staying with us!

We hope you have an amazing time and come
back again! Please follow us and tag us in
your photos

@thetranquilretreat_mundspark





Linens

Leave used towels in laundry room & used beds unmade



Dishes

Please load dishes and start load pods are under kitchen sink



Food

Please remove your food from the refrigerator

EASY PEASY Check-Out Checklist

Our cleaner is scheduled to show up at 11 am to ensure she has enough time to clean and sanitize for the next guests.

If you are running behind, please notify me .

Thank you!



Belongings

Please remember all of your belongings... including your phone chargers.

Call me with any questions or concerns



Thermostats

Please turn off bedroom wall heaters , leave wall heaters on that have thermostats at 72. Mini split can be left at 78



Garbage

Please take kitchen trash to containers next to the garage



Lockup

Please make sure to close windows and lock front and back door

Emergency Contact

In the event of a medical or personal emergency, please dial 9-11. If there are any electrical/plumbing/maintenance issues, please contact us immediately.

480-440-7485

Pinewood Fire Department

(928) 286-9885

Being up in the woods , in a rare occasion, we lose power.

I will get notifications from APS and communicate with you.

You can also check APS to see potential cause and estimated time of restoration

<http://outagemap.aps.com/outageviewer/>

There is a drawer with candles & a lantern for lighting .

Stay warm by the fire and roast some marshmallows

If it will be an extended period, we do have a gas powered generator for emergencies and will guide you through access if roads are closed and our staff are not able to come help