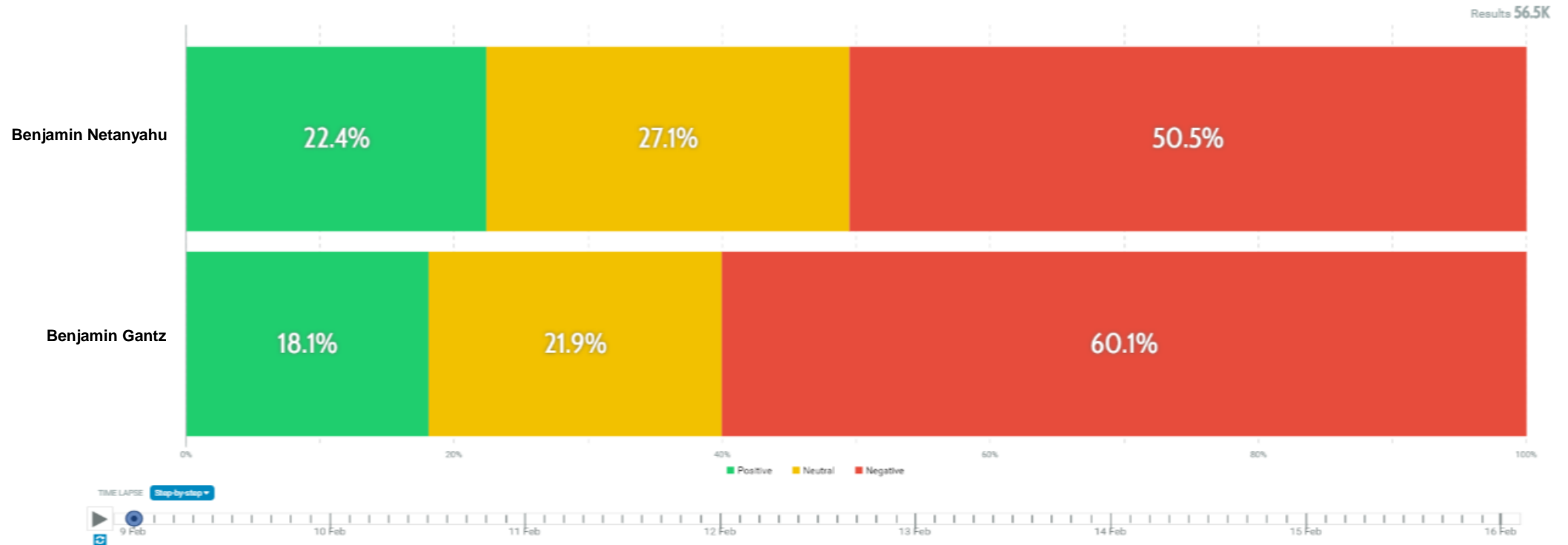


Sentiment – Overall

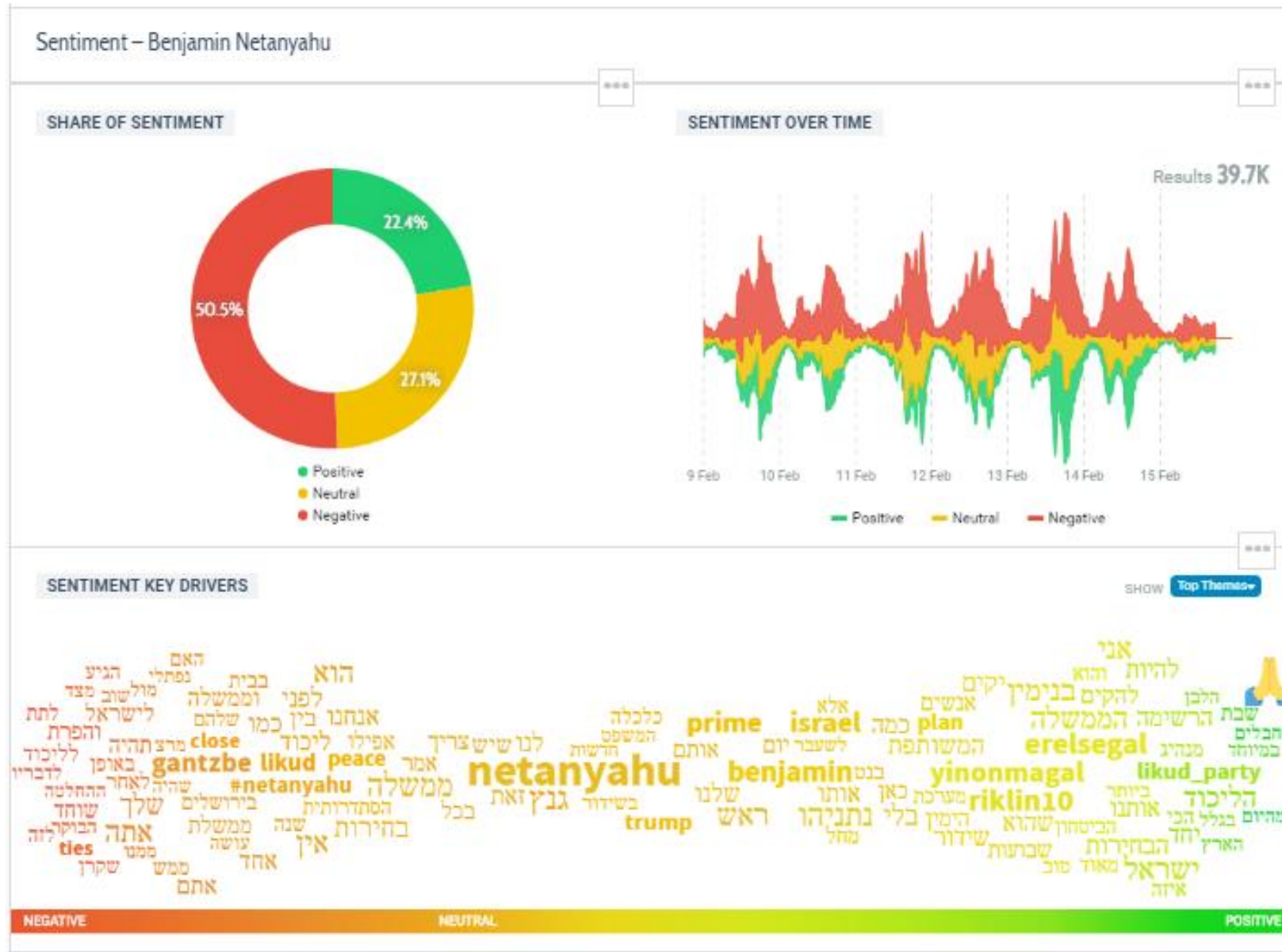
Sentiment

Results for: 09/02/20 - 15/02/20

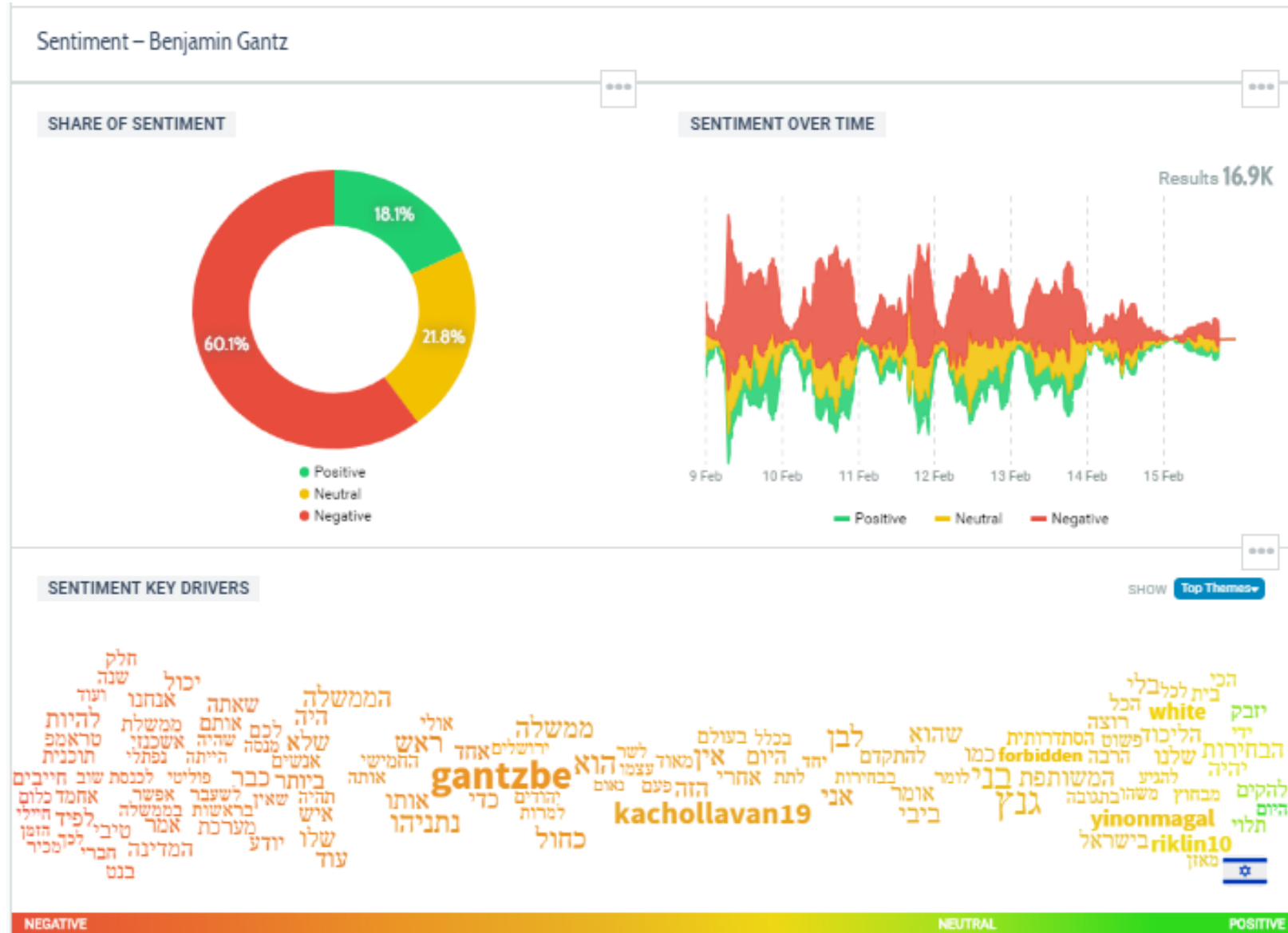
by Topics



Sentiment – Benjamin Netanyahu



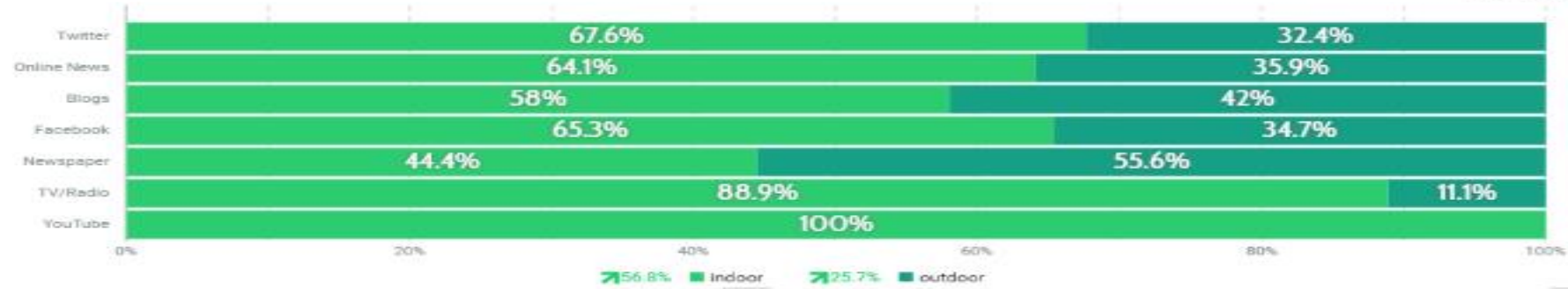
Sentiment – Benjamin Gantz



Visual Insights – Overall

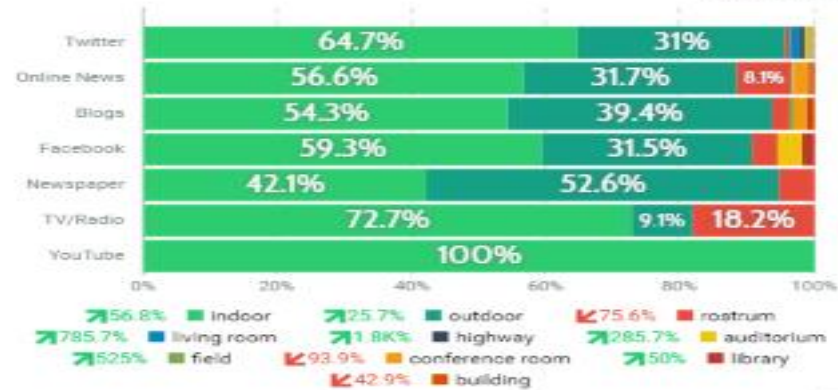
INDOOR/OUTDOOR SPLIT

Results 5K



TOP SCENES

Results 5.3K



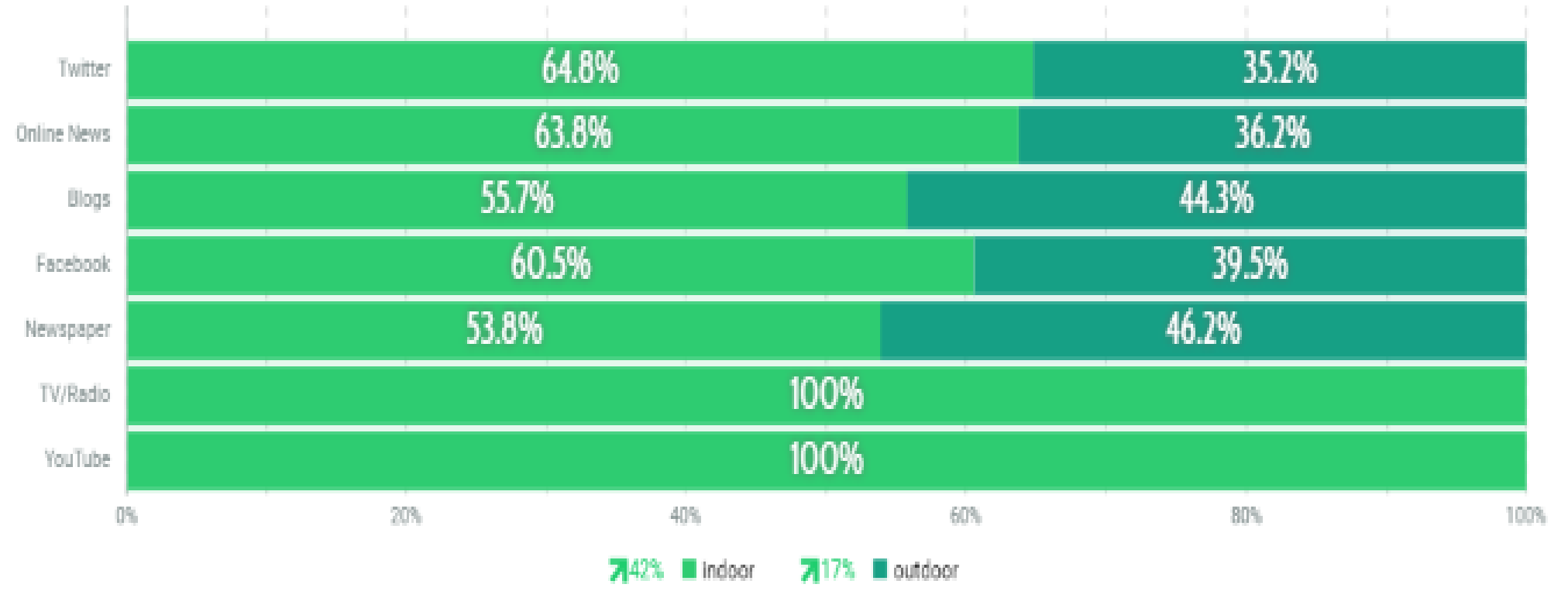
MOST ENGAGING POSTS - SCENES



Visual Insights – Benjamin Netanyahu

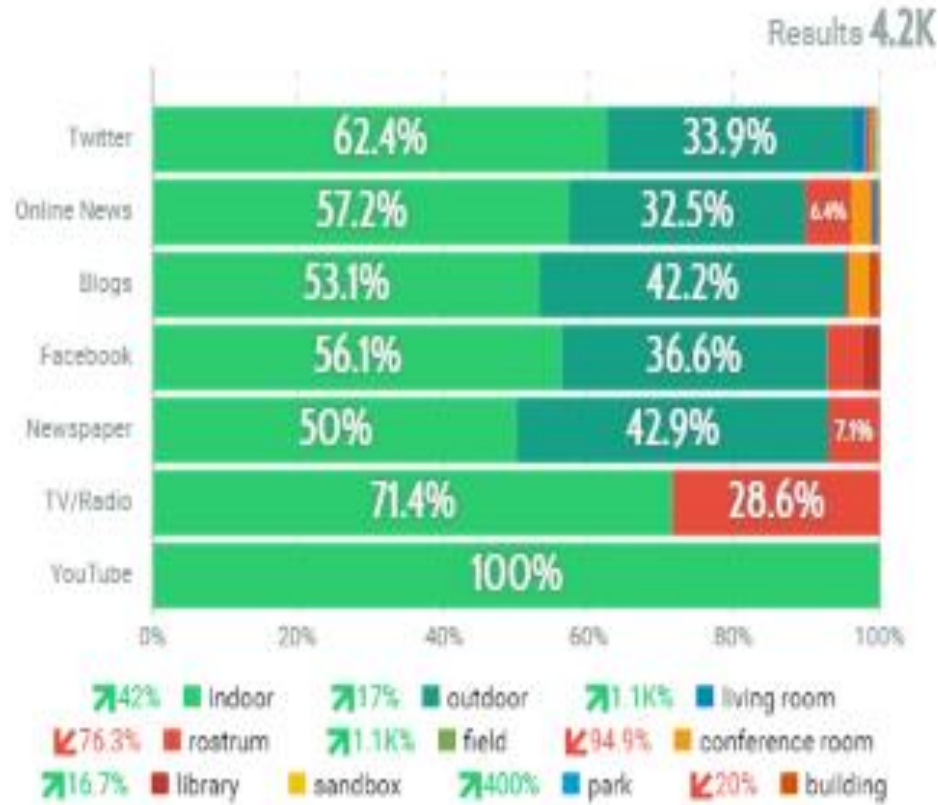
INDOOR/OUTDOOR SPLIT

Results 4K



Visual Insights – Benjamin Netanyahu

TOP SCENES



MOST ENGAGING POSTS - SCENES



Visual Insights – Benjamin Netanyahu

TOP OBJECTS



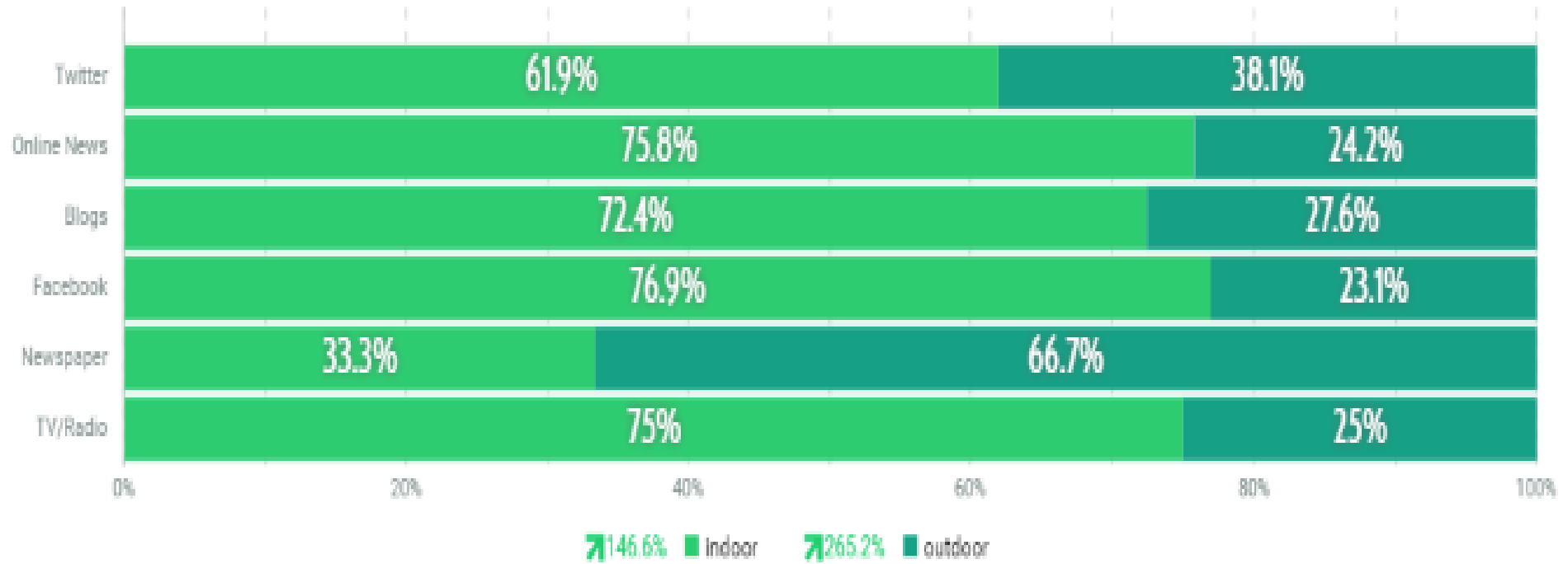
MOST ENGAGING POSTS - OBJECTS



Visual Insights – Benjamin Gantz

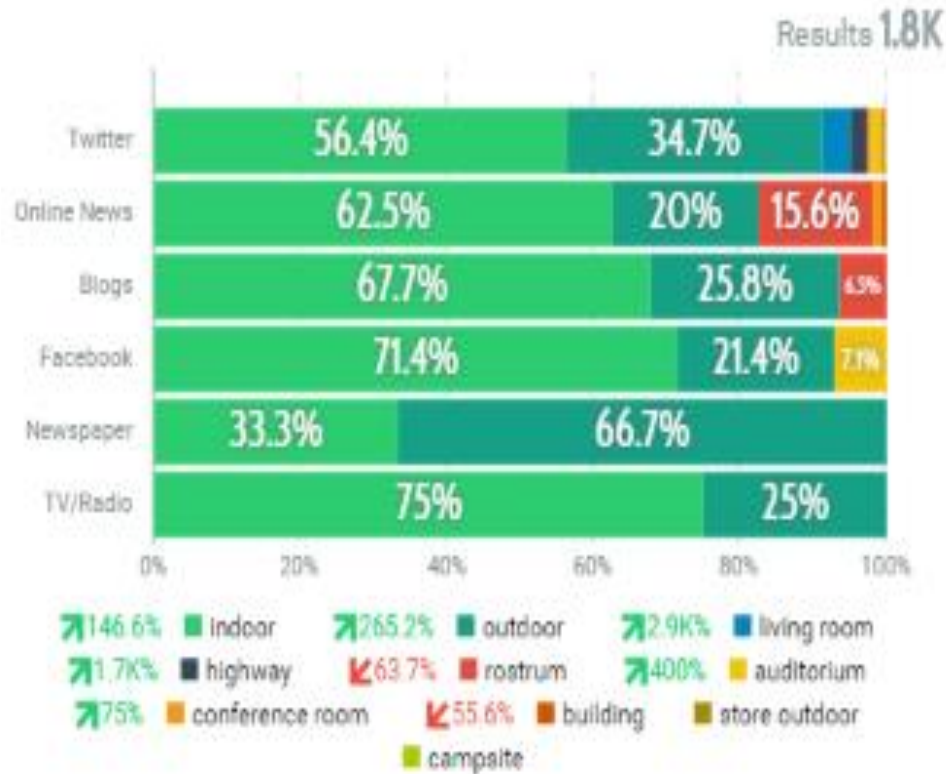
INDOOR/OUTDOOR SPLIT

Results 1.6K



Visual Insights – Benjamin Gantz

TOP SCENES

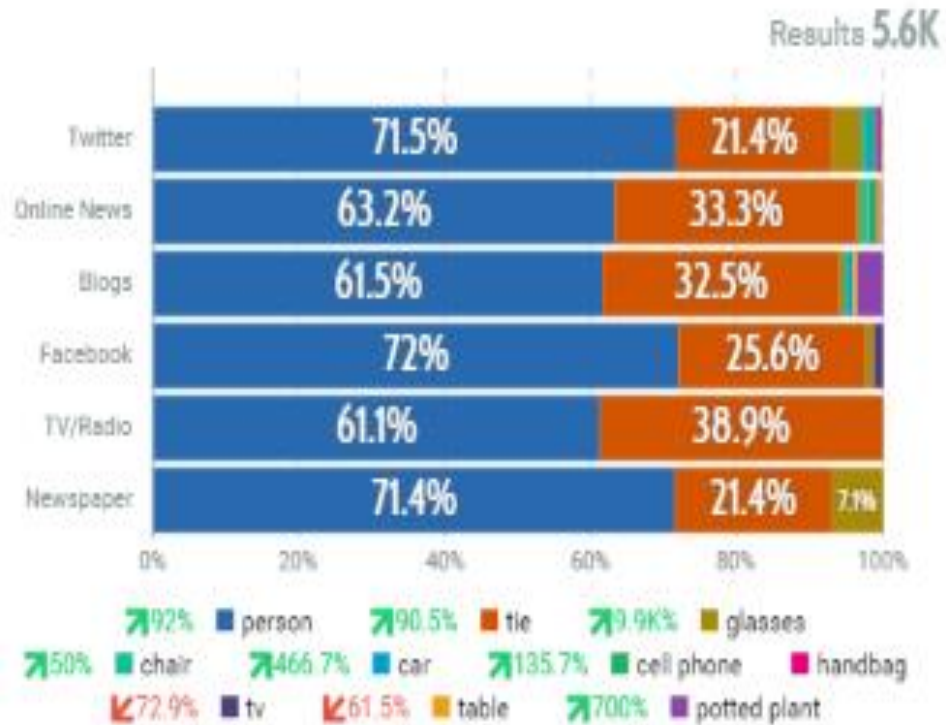


MOST ENGAGING POSTS - SCENES



Visual Insights – Benjamin Gantz

TOP OBJECTS



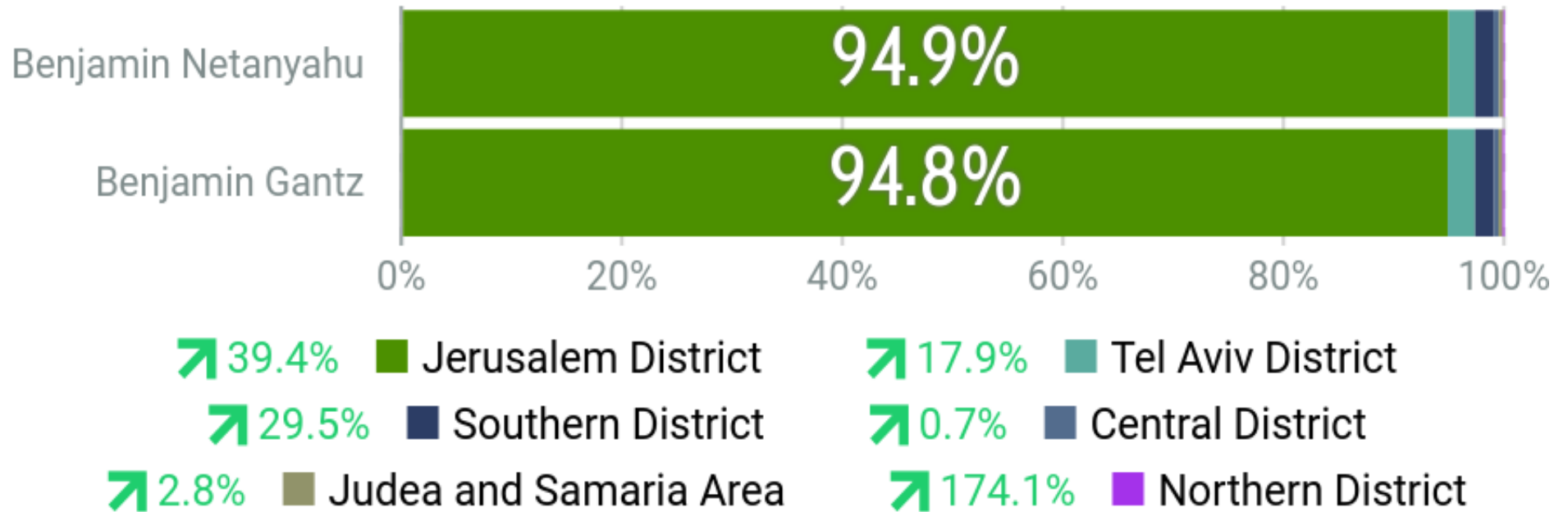
MOST ENGAGING POSTS - OBJECTS



Demographics – Overall

TOP COUNTRIES

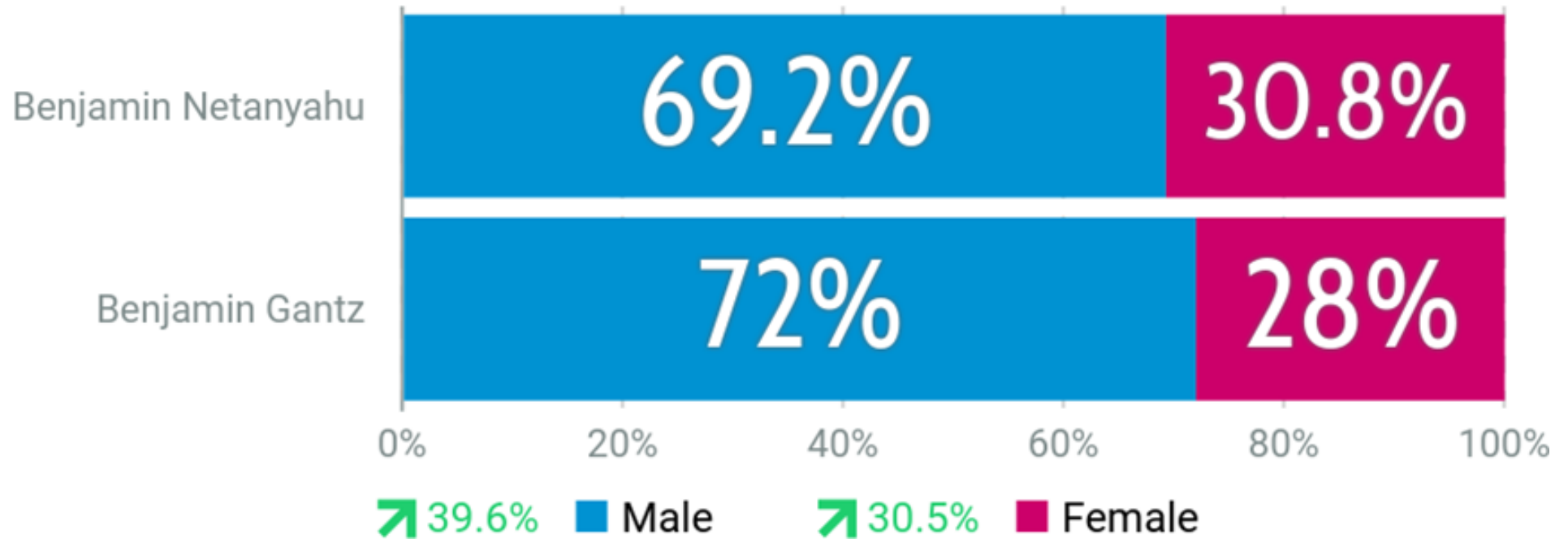
by Topics



Demographics – Gender

GENDER

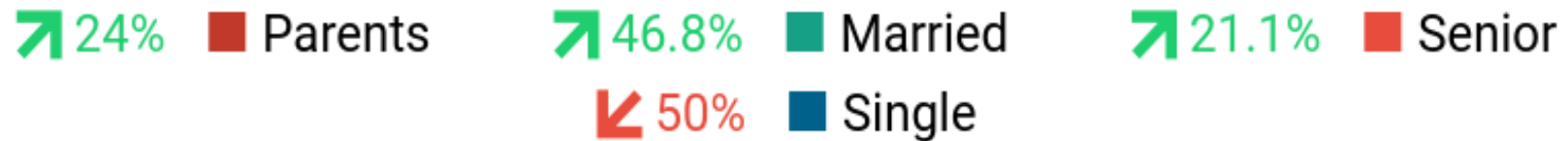
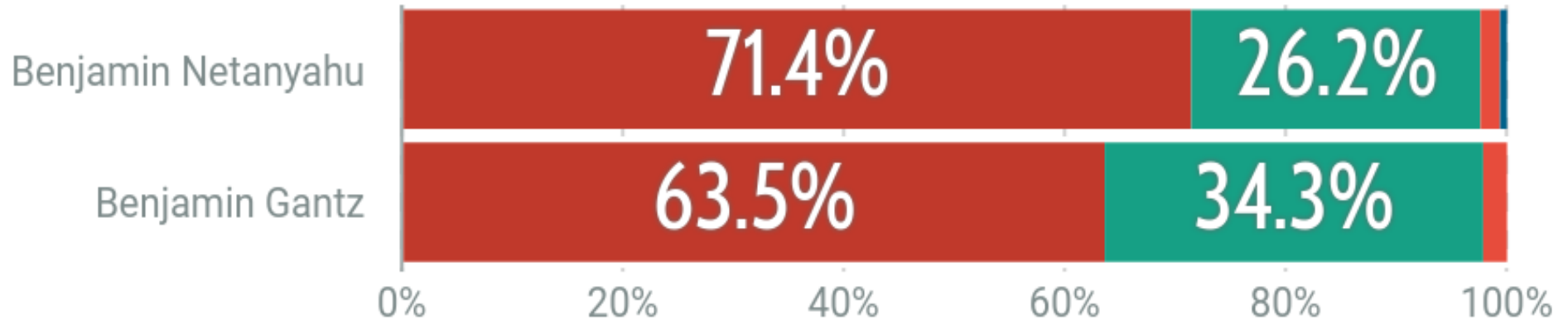
by Topics



Demographics – Family Status

TOP FAMILY STATUS

Results **1.2K**

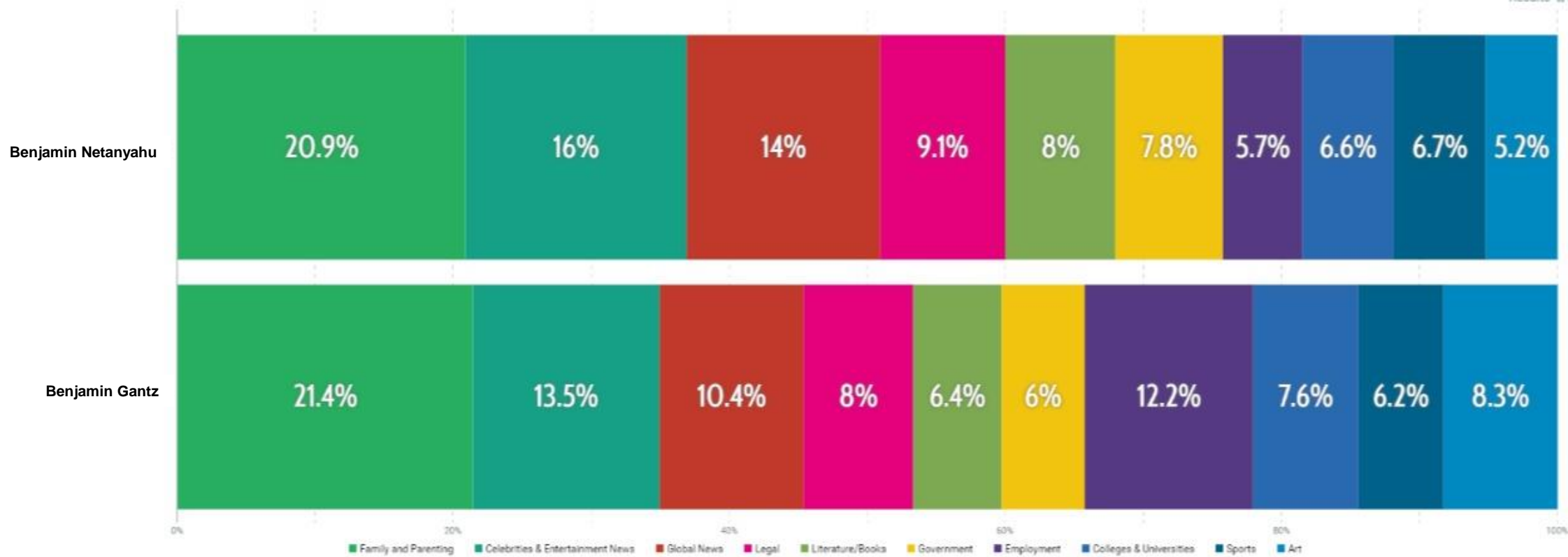


Demographics – Top Interest

Top Interests

Results for: 09/02/20 - 15/02/20

Results 4.4K



TIME LAPSE Step-by-step



Demographics – Top Occupations

Top Occupations

Results for: 09/02/20 - 15/02/20

Results 2.1K

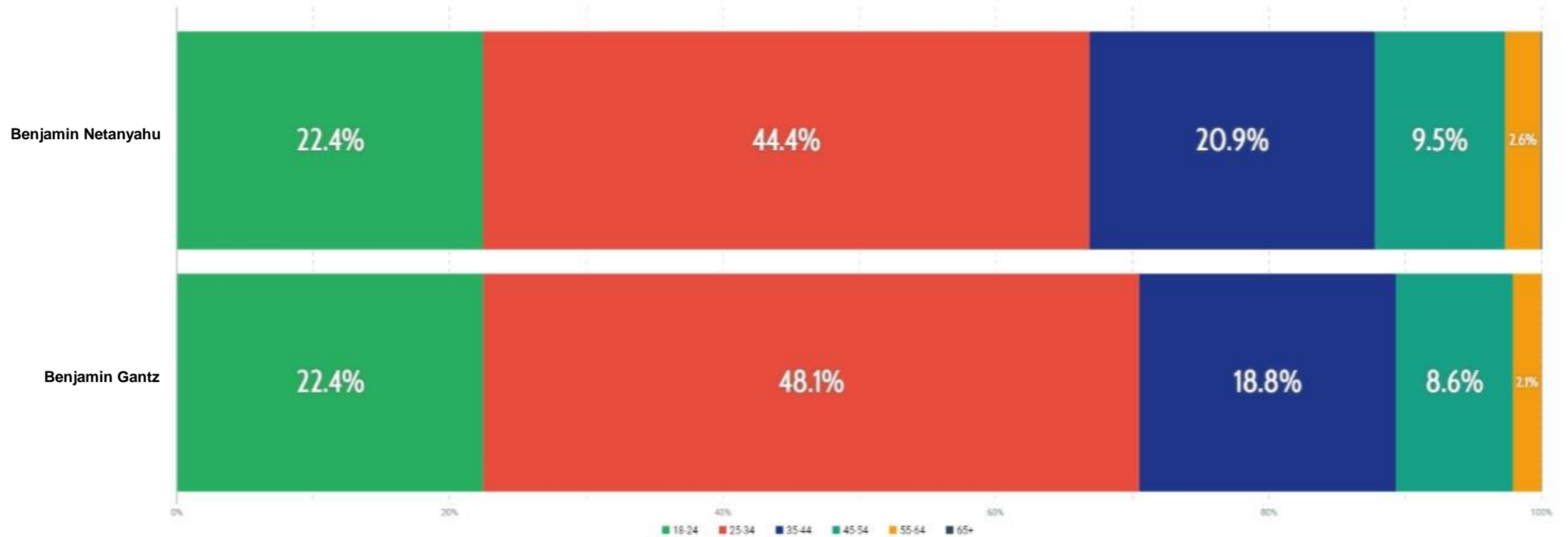


Demographics – Age

Age

Results for: 09/02/20 - 15/02/20

by Topics




TIME LAPSE Stop-by-stop



Demographics – Benjamin Netanyahu

GENDER



30.8%

69.2%



↗ 28.2%

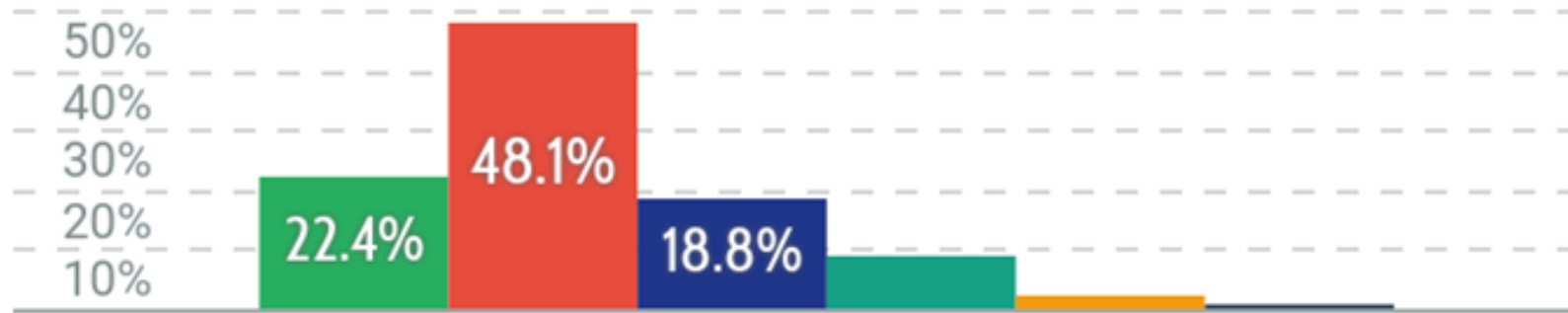
● Female

↗ 36.4%

● Male

Demographics – Benjamin Netanyahu

AGE




Results

- ↗ 32.3% 18-24
- ↗ 42.5% 35-44
- ↗ 70.4% 55-64
- ↗ 32.1% 25-34
- ↗ 25.9% 45-54
- ↗ 100% 65+

Demographics – Benjamin Gantz

GENDER



28%

72%



↗ 37.5%

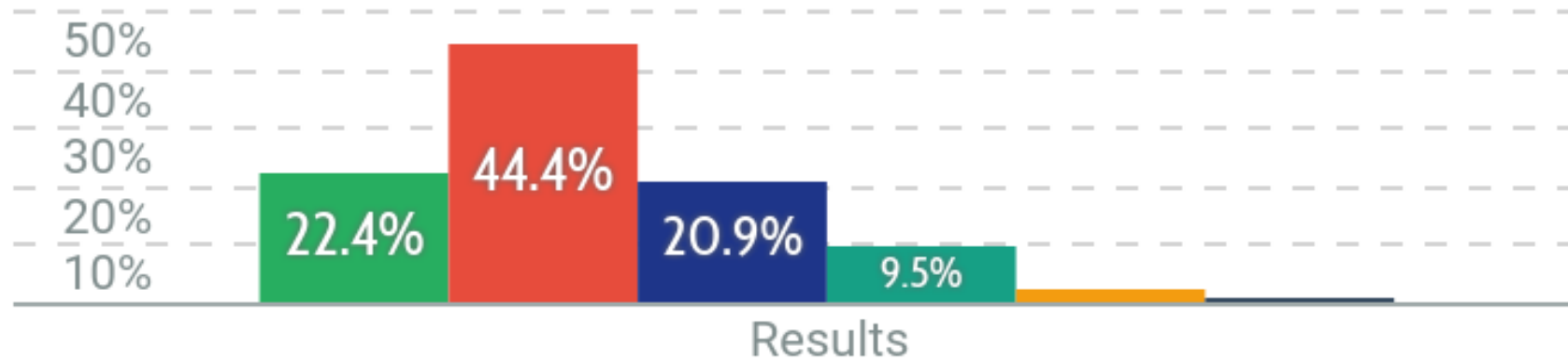
● Female

↗ 47.9%

● Male

Demographics – Benjamin Gantz

AGE



Influencers

TOP INFLUENCERS - OVERALL

VIEW MODE Most Active Authors

Influencers	Posts	Sentiment	Reach	Reach per mention	Engagement	Engagement per mention
 ENDORA-אנדורה @Vitaliko	191 ↑ 18.6%		450.7K ↑ 18.9%	2.4K ↑ 0.2%	132 ↓ 24.1%	0.7 ↓ 36.1%
 hadar segal @hadarse	146 ↑ 165.5%		638.2K ↑ 166.7%	4.4K ↑ 0.5%	581 ↑ 39%	4 ↓ 47.6%
 בן יחור כתיבה, ניקוד, עריכה @ybhlashon	133 ↑ 31.7%		89.5K ↑ 33.8%	672.8 ↑ 1.6%	117 ↑ 290%	0.9 ↑ 196.2%
 רונית הביביסטית @ronitlev12	125 ↑ 54.3%		1.6M ↑ 55.2%	12.6K ↑ 0.6%	3K ↑ 153.6%	24.1 ↑ 64.3%
 333 JOEL 333 @joel88783887	119 ↑ 147.9%		143.8K ↑ 173.1%	1.2K ↑ 10.2%	6 ↑ 200%	0.1 ↑ 21%
 מרכז חדשות מivzaklive, mivzaklive.co.il	102 ↑ 96.2%		2M ↑ 96.2%	20K ↑ 0%	93 ↑ 89.8%	0.9 ↓ 3.2%
 מכור לחדשות @news_addict_app	93 ↑ 52.5%		151.8K ↑ 52.9%	1.6K ↑ 0.3%	0	0
 מלי @Malileonard2	92 ↓ 11.5%		214.4K ↓ 9.9%	2.3K ↑ 1.9%	375 ↑ 97.4%	4.1 ↑ 123.1%
 orli sagi @SagiOrli	90 ↑ 143.2%		1.2M ↑ 143.1%	13.9K ↓ 0.1%	187 ↑ 98.9%	2.1 ↓ 18.2%
 MEIRAV ZOHAR KIMHI @TSHUKIT	88 ↑ 137.8%		86.9K ↑ 138.9%	987.6 ↑ 0.4%	57 ↑ 14%	0.6 ↓ 52.1%

TOP INFLUENCERS – BENJAMIN NETANYAHU

TOP INFLUENCERS – BENJAMIN NETANYAHU VIEW MODE **Most Active Sites**

Influencers	Posts	Sentiment	Reach	Reach per mention	Engagement	Engagement per mention
timesofisrael.com	145 ↑ 5.1%		436.8M ↑ 5.1%	3M ↑ 0%	32.8K ↓ 26%	226.3 ↓ 29.6%
jpost.com	106 ↓ 13.1%		387.2M ↓ 13.1%	3.7M ↑ 0%	19.3K ↓ 32.2%	181.7 ↓ 21.9%
ynet.co.il	90 ↓ 5.3%		1.2B ↓ 5.3%	13.6M ↑ 0%	11.9K ↑ 201.7%	131.8 ↑ 218.5%
haaretz.com	70 ↓ 16.7%		165M ↓ 16.7%	2.4M ↑ 0%	15.1K ↑ 58%	215.8 ↑ 89.6%
mivzaklive.co.il	70 ↑ 62.8%		1.4M ↑ 62.8%	20K ↑ 0%	65 ↑ 80.6%	0.9 ↑ 10.9%
israelnationalnews.com	65 ↓ 25.3%		61.8M ↓ 25.3%	950K ↑ 0%	5.5K ↑ 9.3%	84.5 ↑ 46.3%
maariv.co.il	56 ↑ 9.8%		89.6M ↑ 9.8%	1.6M ↑ 0%	11.6K ↑ 533%	207.4 ↑ 476.5%
rotter.net	54 ↑ 92.9%		50.2M ↑ 92.9%	929K ↑ 0%	262 ↓ 0.4%	4.9 ↓ 48.3%
israelnoticias.com	43 ↑ 19.4%		6.2M ↑ 19.4%	143.8K ↑ 0%	987 ↑ 331%	23 ↑ 260.8%
walla.co.il	42 ↓ 4.5%		43.6M ↓ 4.5%	1M ↑ 0%	4K ↑ 175.7%	95.2 ↑ 188.8%

TOP INFLUENCERS – BENJAMIN GANTZ

TOP INFLUENCERS – BENJAMIN GANTZ VIEW MODE **Most Active Sites**

Influencers	Posts	Sentiment	Reach	Reach per mention	Engagement	Engagement per mention
mivzaklive.co.il	60 ↑ 114.3%		1.2M ↑ 114.3%	20K ↑ 0%	69 ↑ 109.1%	1.2 ↓ 2.4%
ynet.co.il	51 ↑ 142.9%		691.4M ↑ 142.9%	13.6M ↑ 0%	3.9K ↓ 62.4%	77.2 ↓ 84.5%
jpost.com	45 ↑ 7.1%		164.4M ↑ 7.1%	3.7M ↑ 0%	3K ↓ 77.3%	67.1 ↓ 78.8%
maariv.co.il	40 ↑ 110.5%		64M ↑ 110.5%	1.6M ↑ 0%	3.9K ↑ 222.9%	97 ↑ 53.4%
timesofisrael.com	36 ↑ 80%		108.5M ↑ 80%	3M ↑ 0%	8.8K ↑ 109.7%	243.8 ↑ 16.5%
rotter.net	33 ↑ 120%		30.7M ↑ 120%	929K ↑ 0%	99 ↓ 61.9%	3 ↓ 82.7%
israelnationalnews.com	31 ↑ 63.2%		29.5M ↑ 63.2%	950K ↑ 0%	1.2K ↑ 91.5%	38.4 ↑ 17.4%
xoox.co.il	30 ↑ 100%		276.9K ↑ 100%	9.2K ↑ 0%	0	0
inn.co.il	23 ↑ 27.8%		17.6M ↑ 27.8%	764.3K ↑ 0%	7.8K ↑ 71K%	340.1 ↑ 55.6K%
kore.co.il	22 ↑ 69.2%		2.1M ↑ 69.2%	95.1K ↑ 0%	0	0