





BARRICADES

BME
Rents



CROWD CONTROL BARRICADE

BIKE FENCE



CROWD CONTROL

All construction and event sites need ample barriers to provide safety and direct patrons to proper routing. Bike fence is one of the best solutions for crowd control.

Each barricade is strong, durable and lightweight for easy maneuverability. It's made from heavy-duty welded aluminum with a corrosion-resistant galvanized finish.

Multiple units can be easily joined together through a convenient hook and sleeve system to form a rigid and secure barrier over long distances such as public walkways, parking lots, and equipment protection.

We provide two options for stage barrier setup: qualified crew services for installation or self-setup. We ensure efficient delivery and pick up. Contact us for a competitive quote today!



O: 970-945-2162
(EXT. 102)

ADMIN@BMERENTS.NET

FEATURES

- Ideal for any event or construction site
- Used for directing foot traffic and establishing perimeters
- Durable and lightweight that can be moved by one person
- Utilizes hook and sleeve joint system

SPECIFICATIONS

- Galvanized constructed
- Width: 102.5" / Height: 44" / Weight: 38.5lbs (approximately)
- Large tube: 1.5" (approximately)

USES

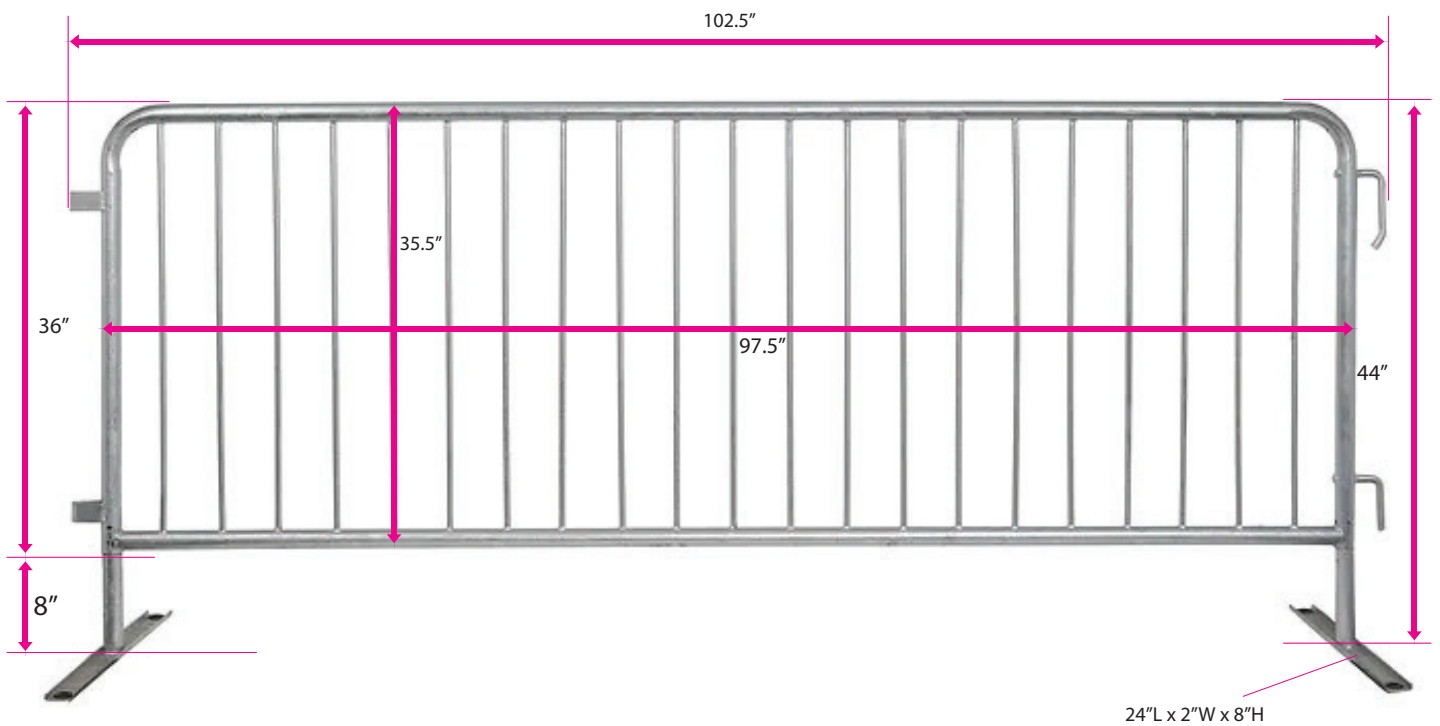
- Construction Sites
- Community Events
- Disaster Relief Sites
- Live Sporting Events & Festivals

CROWD CONTROL BARRICADE

BIKE FENCE

DIMENSIONS

Weight: 38.5lbs (approximately)



O: 970-945-2162
(EXT. 102)

ADMIN@BMERENTS.NET

CONCERT STAGE BARRICADE



CROWD CONTROL

Our Stage Barricade is a foundational element for any comprehensive crowd control system at concerts, festivals, and large-scale events. This barrier provides structural stability and adaptability to meet your event needs. The barrier comes in a convenient trolley rack for easy maneuverability on-site.

Strong, durable and lightweight each barricade is made of heavy-duty welded aluminum with a corrosion-resistant galvanized finish. Engineered for maximum stability and easy setup. The rounded top rail ensures comfort for attendees, while the rear step allows security personnel quick visual and physical access to the crowd.

We provide two options for stage barrier setup: qualified crew installation or self-setup. We ensure efficient delivery and pick up. Contact us for a competitive quote today!

FEATURES

- Durable and lightweight that can be moved by two people
- Crafted for both strength and a polished appearance
- Rounded top rail ensures comfort for attendees

SIZES

- Straight Section:
W: 40" / H: 47" / L: 47"
- Gate Section:
W: 40" / H: 47" / L: 43"
- 45 Degree Section:
W: 40" / H: 47" / L: 47"
- 90 Degree Section:
W: 54" / H: 46"

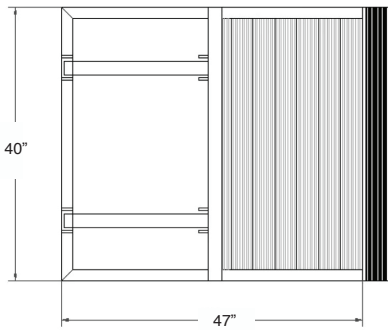
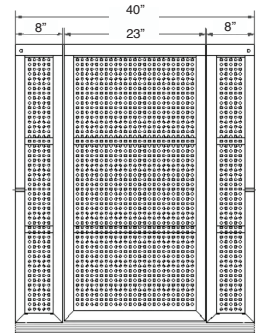
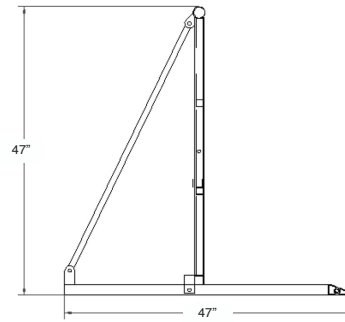
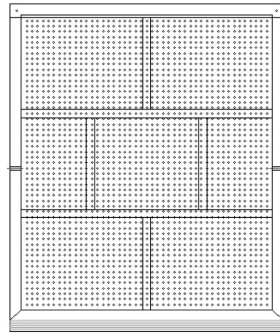
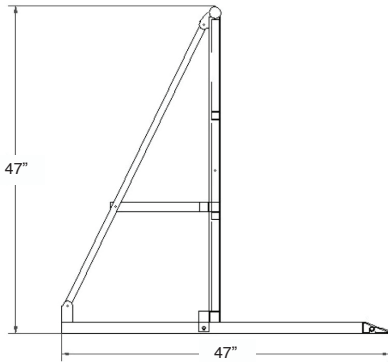


O: 970-945-2162
(EXT. 102)

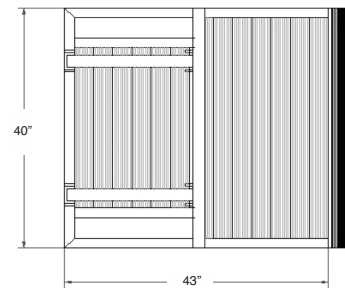
ADMIN@BMERENTS.NET

CONCERT STAGE BARRICADE

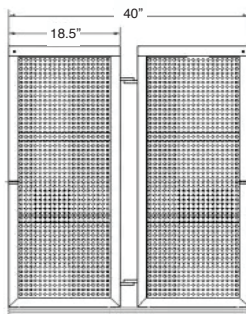
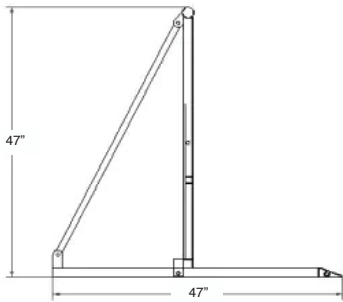
DIMENSIONS



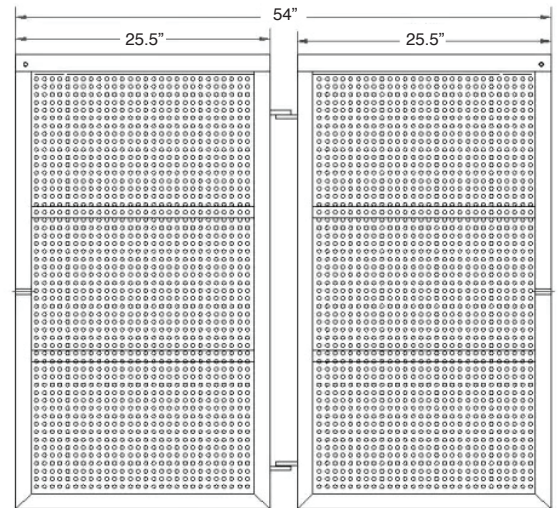
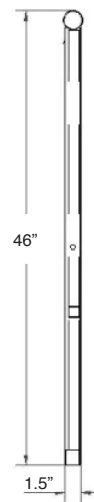
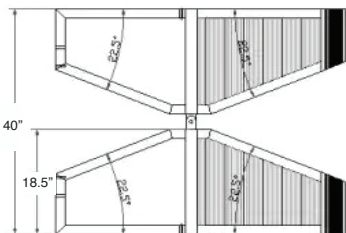
STRAIGHT SECTION



GATE SECTION



45° SECTION



90° SECTION



O: 970-945-2162
(EXT. 102)

ADMIN@BMERENTS.NET