

The Beatles' Second Album
(1964) $\frac{4}{4}$ album
Twist and Shout

1



SHE LOVES YOU - Lennon and McCartney

kick off
1-2-3-4 / 1-2 "She loves you"



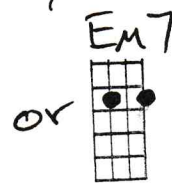
She loves you, yeah yeah yeah, she loves you, yeah yeah yeah



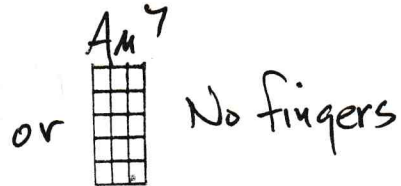
She loves you, yeah yeah yeah yeah



You think you've lost your love, well, I saw her yester-day



It's you she's thinking of, and she told me what to say



She says she loves you, and you know that can't be bad



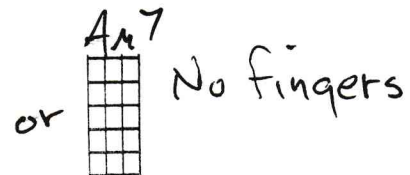
Yes, she loves you, and you know you should be glad



She said you hurt her so, she almost lost her mind



But now she says she knows you're not the hurting kind



She says she loves you, and you know that can't be bad



Yes, she loves you, and you know you should be glad, ooh!

p.2. She Loves You



slide the two-fingered D7 down one fret to form a Fm, with the pinky.

She loves you, yeah yeah yeah, she loves you, yeah yeah yeah



With a love like that you know you should be glad



You know it's up to you, I think it's only fair. Pride can hurt you too, a-pologize to her



Because she loves you, and you know that can't be bad



Yes, she loves you, and you know you should be glad, ooh!



She loves you, yeah yeah yeah, she loves you, yeah yeah yeah



With a love like that you know you should be glad



With a love like that you know you should be glad



Cut! ↓ Down stroke

With a love like that you know you should.....



Be glad, yeah, yeah, yeah, yeah, yeah, yeah, YEAH!

strum

↓
End on
Down stroke

2

With The Beatles
(1964) album




ALL MY LOVING

kick off = 4/4 1234 12



Close your eyes and I'll kiss you, to-morrow I'll miss you

Sung twice!



Re-member I'll always be true



And then while I'm a-way I'll write home every day



And I'll send all my loving to you



I'll pre-tend that I'm kissing the lips I am missing



And hope that my dreams will come true



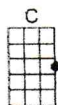
And then while I'm a-way I'll write home every day



And I'll send all my loving to you



All my loving I will send to you



All my loving, darling, I'll be true.

1-2-3-4/1 (end)

EIGHT DAYS A WEEK

(John Lennon & Paul McCartney) 1964

FAST with a strong beat (♩ = 136) 4/4 (four beats to the bar) - Key G major

Kick off = 1-2/1-2-3-4/Intro

INTRO - single strong down strums in following rhythm:



VERSE 1 -

G Ooh, I need your Love babe

C Guess you know it's true

G Hope you need my Love babe

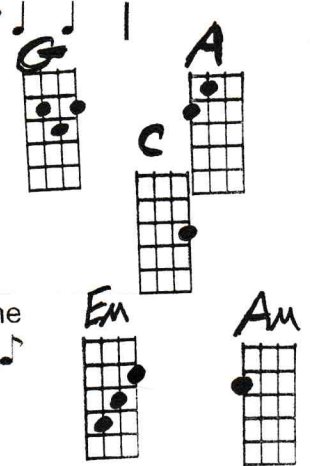
C Just like I need you

Em Hold me Love me

Em Hold me Love me

G I Ain't got nothin' but Love babe,

C Eight days a week



VERSE 2

G Love you every day girl

C Always on my mind

G One thing I can say girl

C Love you all the time

Em Hold me Love me

Em Hold me Love me

G I Ain't got nothin' but Love babe

C Eight days a week



BRIDGE

{ D } { D } { D } { D } Eight days a week

{ Em } I L o _____ ve you UDU

A4 A4 A4 A4 Eight days a week

C D Is not enough to show I care

VERSE 3

G Ooh, I need your Love babe

C Guess you know it's true

G Hope you need my Love babe

C Just like I need you

Em Hold me Love me

Em Hold me Love me

G I Ain't got nothin' but Love babe

C Eight days a week

Ending: Repeat 1234 | 1 (end) 3 times. (3X)

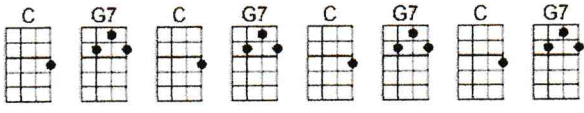
4


A Hard Day's Night
(1964) album

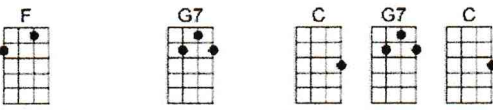


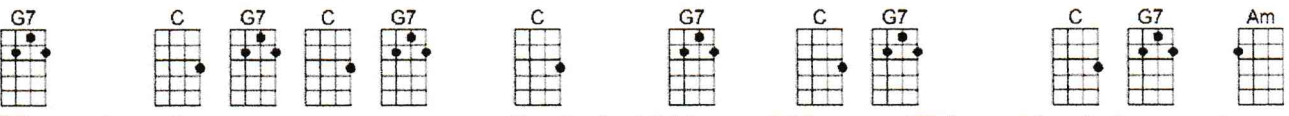
I SHOULD HAVE KNOWN BETTER


Kick off = 1...2...1234

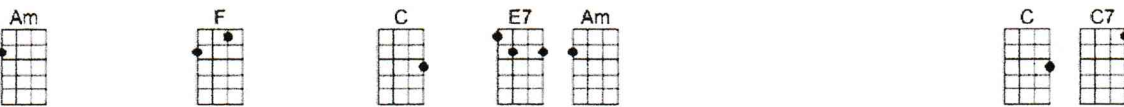
Intro:  (each gets 2 beats)

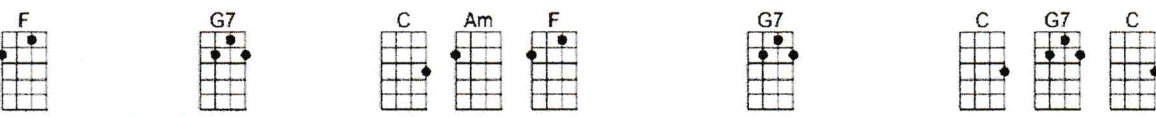

C G7 C G7
 I should have known better with a girl like you that I would love every-thing that you do


 And I do, hey hey hey, and I do!

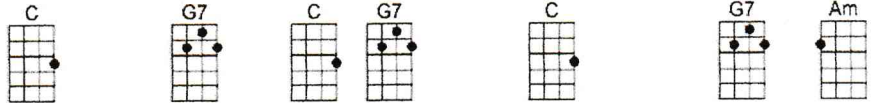

 Whoa, whoa, I never rea-lized what I kiss could be. This could only happen to me


 Can't you see, can't you see?


 That when I tell you that I love you, oh, you're gonna say you love me too, oh


 And when I ask you to be mine you're gonna say you love me too

p.2 I Should Have Known Better

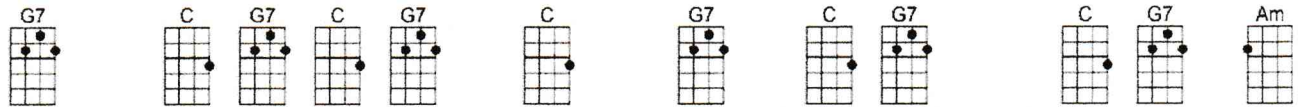


G7 C G7 C G7

So I should've rea-lized a lot of things be-fore. If this is love you gotta give me more



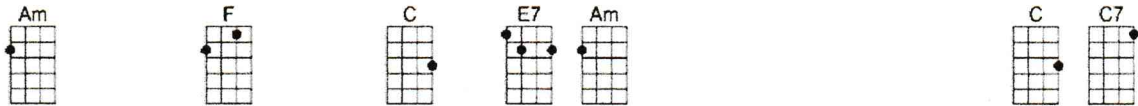
Give me more, hey hey hey, give me more



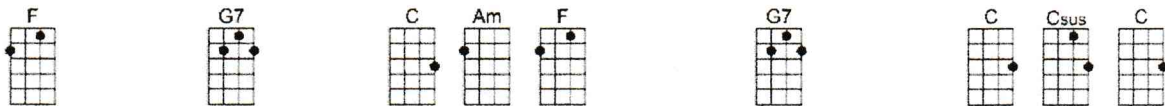
Whoa, whoa, I never rea-lized what I kiss could be. This could only happen to me



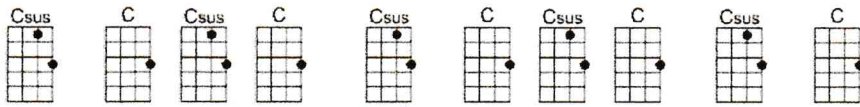
Can't you see, can't you see?



That when I tell you that I love you, oh, you're gonna say you love me too, oh



And when I ask you to be mine you're gonna say you love me too




You love me too, you love me too, you love me too.

End on "too"
with down
strum ↓

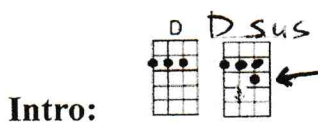
Help (1965) album

5



TICKET TO RIDE - Lennon/McCartney

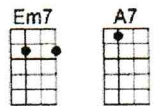
Kick off = 4/4 1...2...1234



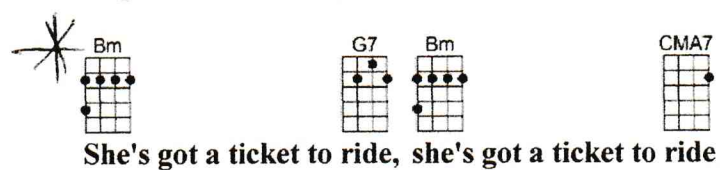
← Add ring finger for all Dsus chords. Hold the D chord formation and add the ring finger to make the Dsus



I think I'm gonna be sad, I think it's today, yeah!



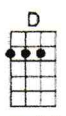
The girl that's driving me mad is going a-way



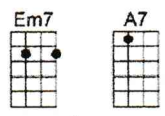
She's got a ticket to ride, she's got a ticket to ride



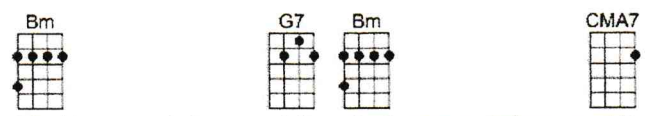
She's got a ticket to ride, and she don't care.



She said that living with me is bringing her down, yeah!



She would never be free when I was a-round



She's got a ticket to ride, she's got a ticket to ride



She's got a ticket to ride, and she don't care.

* IF, the Bm chord is too difficult, play this ↓

Bm7



The index finger across all four strings at the second fret.

p.2 Ticket To Ride



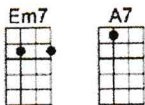
I don't know why she's riding so high, she oughta think twice, she oughta do right by me




Be-fore she gets to saying goodbye, she oughta think twice, she oughta do right by me



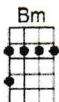
I think I'm gonna be sad, I think it's today, yeah!



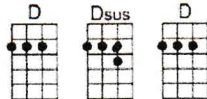
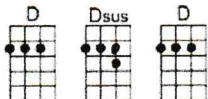
The girl that's driving me mad is going a-way



She's got a ticket to ride, she's got a ticket to ride


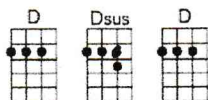


She's got a ticket to ride, and she don't care.



My baby don't care.

My baby don't care.



My baby don't care.

My baby don't care.

End on "care" with down strum.

(6)

Help
(1965)

album

Yesterday Beatles

Kick off = 1-2 / 1-2-3-4 / "Yesterday"

[C] Yesterday

[E7] All my troubles seemed so [Am] far away [G] [F]

Now it [G7] looks as though they're [C] here to stay

Oh [Am] I be[D7]lieve in [F] yester[C]day

[C] Suddenly

[E7] I'm not half the man I [Am] used to be [G] [F]

There's a [G7] shadow hanging [C] over me

Oh [Am] yester[D7]day came [F] sudden[C]ly

[E7] Why she [Am] had [G] to [F] go

I don't [G7] know she wouldn't [C] say

[E7] I said [Am] some[G]thing [F] wrong

Now I [G7] long for yester[C]day [Csus4] [C]

[C] Yesterday

[E7] Love was such an easy [Am] game to play [G] [F]

Now I [G7] need a place to [C] hide away

Oh [Am] I be[D7]lieve in [F] yester[C]day

[E7] Why she [Am] had [G] to [F] go

I don't [G7] know she wouldn't [C] say

[E7] I said [Am] some[G]thing [F] wrong

Now I [G7] long for yester[C]day [Csus4] [C]

[C] Yesterday

[E7] Love was such an easy [Am] game to play [G] [F]


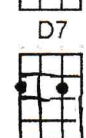
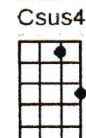

Now I [G7] need a place to [C] hide away

Oh [Am] I be[D7]lieve in [F] yester[C]day

[Am] Mm mm [D7] mm mm [F] mm mm [C] mm

* = Single down strum.

End on
" M M "



Revolver
(1966) album

7

D7



G



Paperback Writer

Beatles

Kick off = 1-2 / 1.2.3 "Dear"

Dear [D7] Sir or Madam, Will you read my book?
It took me years to write, will you take a look?
It's based on a novel by a man named Lear.
and I need a job so I want to be a paperback [G] writer.
paper back [D7] writer.

It's the dirty story of a dirty man and his clinging wife
doesn't understand. His son is working for the Daily Mail.
It's a steady job but he wants to be a paperback [G] writer.
paper back [D7] writer.

It's a thousand pages give or take a few, I'll be writing more
in a week or two. I can make longer if you like the style,
I can change it round and I want to be a paperback [G] writer.
paper back [D7] writer.

If you really like it you can have the rights,
it could make a million for you overnight.
If you must return it you can send it here,
But I need a break and I want to be a paperback [G] writer.
paper back [D7] writer.

Ending = Watch me for
slow down and final strum.

8

F C (Bb) F
In the town where I was born

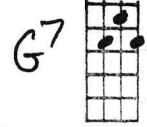
Kick off = 1-2/1-2-3 "In the"



Revolver (1966) album

Lived a man who sailed to sea

F C (Bb) F
And he told us of his life



In the land of submarines

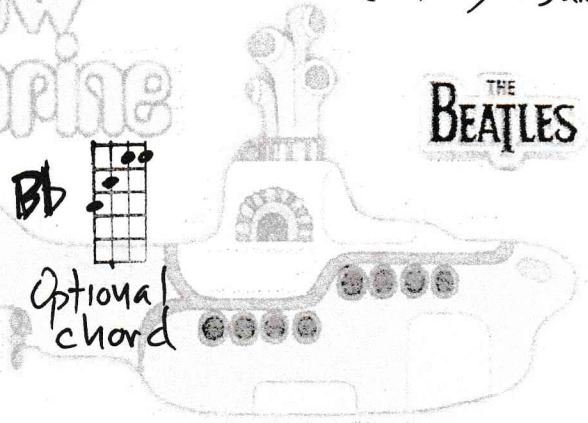

F C (Bb) F
So we sailed into the sun

Optional chord

Till we found the sea of green

F C (Bb) F
And we lived beneath the waves

In our yellow submarine



THE BEATLES

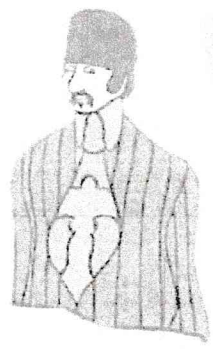
CHORUS:

F C
We all live in a yellow submarine
C F
Yellow submarine, yellow submarine
F C
We all live in a yellow submarine
C F
Yellow submarine, yellow submarine

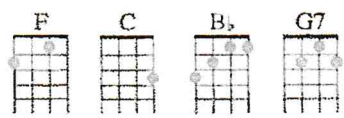
F C (Bb) F
And our friends are all on board

Many more of them live next door

F C (Bb) F
And the band begins to play
(on kazoos) F



Ta Da Da Da De De De De... CHORUS




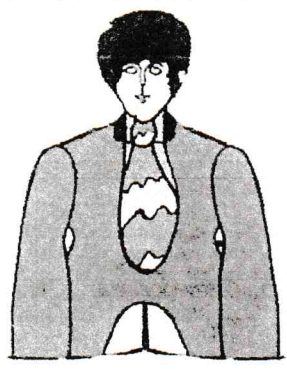
F C (Bb) F
As we live a life of ease (life of ease)

Everyone of us (everyone of us) has all we need (all we need)

F C (Bb) F
Sky of blue (sky of blue) and sea of green (sea of green)

In our yellow (in our yellow) submarine (submarine AH HA!)

CHORUS TWICE, THEN REPEAT & FADE TO END (Watch me!)



* = Any chord within a parenthesis may be left out for a simpler version.

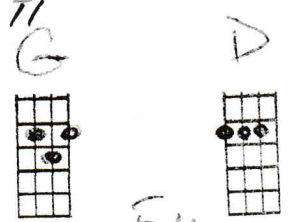
All you need is love

Magical Mystery Tour (1967) album

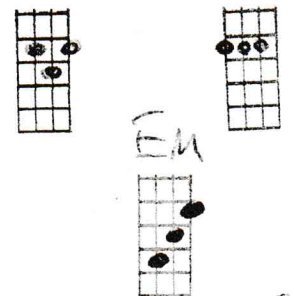
①

kick off = 1-2-3-4/"Love, ..."

G D Em G D Em Am G D D-D7-G-D
Love, Love, Love, Love, Love, Love, Love, Love, Love.

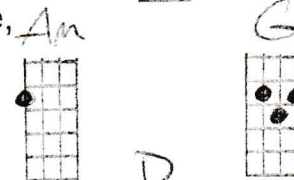


1. There's nothing you can do that can't be done,



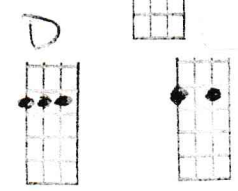
nothing you can sing that can't be sung,

nothing you can say but you can learn how to play the game,



it's easy.

2. Nothing you can make that can't be made,



no one you can save that can't be saved,

nothing you can do but you can learn how to be you in time,

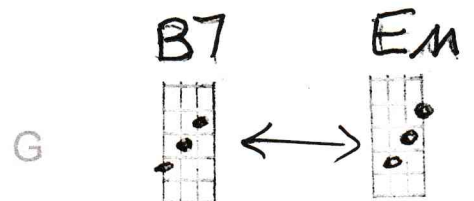
it's easy.

Chorus —

G A D G A D
All you need is love, all you need is love,

G B7 Em G C D7
all you need is love, love, love is all you need.

3. Nothing you can know that isn't known,



nothing you can see that isn't shown,

nowhere you can be that isn't where you're meant to be,

Same exact formation
All you have to do
is 'slide' over to
the Em from
the B7. Keep
the same exact
hand formation.

it's easy.

To CHORUS 2X

1234 1234 1234
[D] [D] [D] [D7] Ohhh

[G] Flew in from Miami Beach B [C] O A C [Bb] didn't get to bed last [C] night

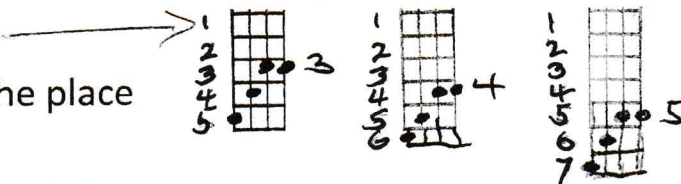
[G] On the way the paper bag was [C] on my knee

[Bb] Man I had a dreadful [C] flight

[C] I'm back in the U.S.S.[G]R. [Bb] you don't know how lucky you [C] are boy

Back in the U.S.S.[G]R.

~~[C] [C#7] [D7]~~



[G] Been away so long I hardly [C] knew the place

[Bb] Gee it's good to be back [C] home

[G] Leave it till tomorrow to un[C]pack my case

[Bb] Honey disconnect the [C] phone

[C] I'm back in the U.S.S.[G]R. [Bb] you don't know how lucky you [C] are boy

[C] Back in the U.S. Back in the U.S. Back in the U.S.S.[G]R. [G7]

Well the [C] Ukraine girls really knock me out they [G] leave the West behind
And [C] Moscow girls make me sing and shout

That [D] Georgia's always on my mi mi [C] mi mi mi mi [G] mind [C] [C#7] [D7]

Solo (verse chords) [G] [C] [Bb] [C] [G] [C] [Bb] [C]

I'm back in the U.S.S.[G]R. [Bb] you don't know how lucky you [C] are boy

Back in the U.S.S.[G]R. [G7]

Well the [C] Ukraine girls really knock me out they [G] leave the West behind
And [C] Moscow girls make me sing and shout

That [D] Georgia's always on my mi mi [C] mi mi mi mi [G] mind [C] [C#7] [D7]

Oh [G] show me 'round your snow-peaked mountains [C] way down south

[Bb] Take me to your daddy's [C] farm

[G] Let me hear your balalaikais [C] ringing out

[Bb] Come and keep your comrade [C] warm

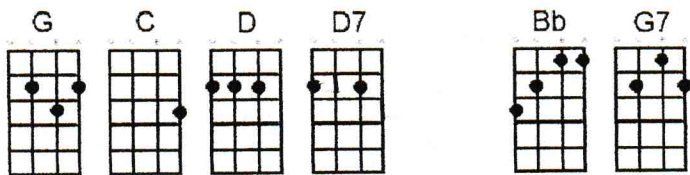
I'm back in the U.S.S.[G]R. [Bb] you don't know how lucky you [C] are boy

1234/1 CUT!

Back in the U.S.
Tacet

Back in the U.S.
Tacet

Back in the U.S.S.[G]R.
Tacet



↑
End on G chord downstroke.

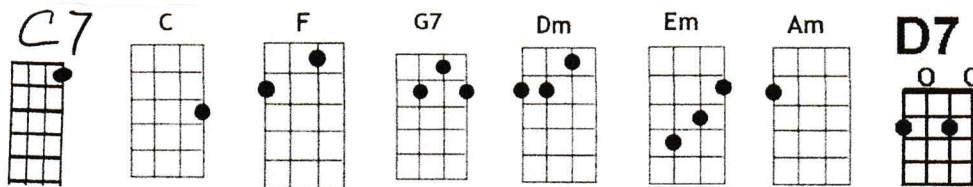
Tacet = Don't play, just sing.

11.

The White Album (1968)

I Will

Lennon / McCartney (1968)



Intro: **C** **Am** **Dm** **G7** Kick off = 1-2-3-4/Intro

C **Am** **Dm** **G7** **C** **Am** **Em**
Who knows how long I've loved you... you know I love you still

F **G7** **C** **Am** **F** **G7** **C**
Will I wait a lonely lifetime?... If you want me to, I will

C **Am** **Dm** **G7** **C** **Am** **Em**
For if I ever saw you... I didn't catch your name
F **G7** **C** **Am** **F** **G7** **C** **C7**
But it never really mattered... I will always feel the same

F **G7** **C** **Am** **F** **G7** **C**
Love you for-e-ver and for-e-ver, love you with all my heart
F **G7** **C** **Am** **D7** **G7**
Love you when-e-ver we're tog-eth-er, love you when we're a-part

C **Am** **Dm** **G7** **C** **Am** **Em**
And when at last I find you... your song will fill the air
F **G7** **C** **Am** **F** **G7** **C** **Am**
Sing it loud so I can hear you... make it easy to be near you
F **G7** **Am** **C** **F** **G7** **C**
For the things you do endear you to me... you know I will

1234/1 (end)

(12)



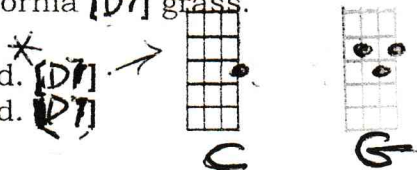
Let It Be
(1970) album

Get Back

John Lennon & Paul McCartney

[D7] Jojo was a man who thought he was a loner [G7] but he knew it wouldn't [D7] last.
Jojo left his home in Tucson, Arizona [G7] for some California [D7] grass.

Get Back, Get Back, Get [G7] Back to where you once belonged.
Get Back, Get Back, Get [G7] Back to where you once belonged.



Get Back Jojo

Get Back, Get Back, Get [G7] Back to where you once belonged. [D7] C G
Get Back, Get Back, Get [G7] Back to where you once belonged. [D7]

Sweet Loretta Martin thought she was a woman, [G7] but she was another [D7] man.
All the girls around her say she's got it coming, [G7] but she gets it while she [D7] can.
Get Back, Get Back, Get [G7] Back to where you once belonged. [D7]

Get Back Loretta — Repeat the verse with no lyrics.

Get Back, Get Back, Get [G7] Back to where you once belonged. [D7]
Get Back, Get Back, Get [G7] Back to where you once belonged. [D7]
Get Back, Get Back, Get [G7] Back to where you once belonged. [D7]

* First "Get Back" only play the C to G chords
Ending = Watch me.



Downstroke

Downstroke

Hey Jude

13

Hey Jude
(1970) album


HEY JUDE

John Lennon and Paul McCartney

Kick of =

1-2-3

"Hey Jude"



add pinky finger

Sing G

Hey | [C] Jude, don't make it | [G] bad, Take a | [G7] sad [G7SUS4] song and make it |
 | [C] better, Re - | [F] member to let her into your | [C] heart. Then you can |
 | [G7] start to make it bet - | [C] ter. Hey |

[C] Jude, don't be a -	[G] fraid. You were	[G7] made [G7SUS4] to go out and
[C] get her. The	[F] minute you let her under your	[C] skin. Then you be -
[G7] gin to make it bet -	[C] ter	[C7] And anytime you feel the

[F] pain, hey [Am] Jude, re -	[Dm] fraid, Don't [F] carry the	
[G7] world upon your	[C] shoulders	[C7] For well you know that it's a
[F] fool who [Am] plays it cool	[Dm] By mak - [F] ing his	
[G7] world a litt le cold -	[C] er dah dah dah	
[C7] Nah nah (**only 2 beats**)	[G7] nah nah nah nah	[G7] Hey

[C] Jude, don't let me	[G] down. You have	[G7] found [G7SUS4] her, now go and
[C] get her. Re -	[F] member to let her into your	[C] heart. Then you can
[G7] start to make it bet -	[C] ter	[C7] So let it out and let it

[F] in, hey [Am] Jude, be -	[Dm] gin. You're wait -	[F] ing for some -
[G7] one to per -	[C] form with	[C7] And don't you know that it's just
[F] you, hey [Am] Jude, you'll	[Dm] do. The move - [F] ment you	
[G7] need is on your should -	[C] er Nah nah nah	
[C7] Nah nah (**only 2 beats**)	[G7] nah nah nah nah yeah	[G7] Hey

[C] Jude, don't make it	[G] bad, Take a	[G7] sad [G7sus4] song and make it
[C] better. Re -	[F] member to let her under your	[C] skin. Then you'll be -
[G7] gin to make it	Bet- [C] ter better, better, better	[C] better, better, oh

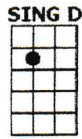
| [C] Nah nah nah | [Bb] nah nah nah nah | [F] nah nah nah, nah hey | [C] Jude |
 | [C] Nah nah nah | [Bb] nah nah nah nah | [F] nah nah nah, nah hey | [C] Jude |

repeat and fade

Ending : Watch me.

* Like all the previous Sus (or, Suspended) chords, the G7sus4 chord is a simple matter of adding the pinky finger on the 3rd fret 1st string.

Let It Be
(1970) album



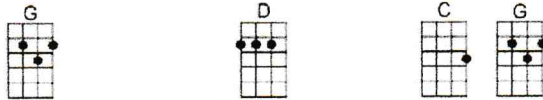
14

LET IT BE w.m. John Lennon, Paul McCartney

kick off = 4/4 1...2...123



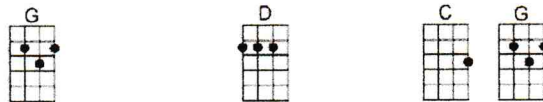
When I find myself in times of trouble, Mother Mary comes to me



Speaking words of wisdom, Let it Be



And in my hour of darkness she is standing right in front of me



Speaking words of wisdom, Let it Be



Let it be, let it be, let it be, yeh, let it be, whisper words of wisdom, L I B



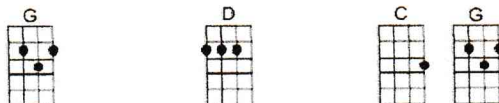
And when the broken hearted people living in the world agree



There will be an answer, let it be

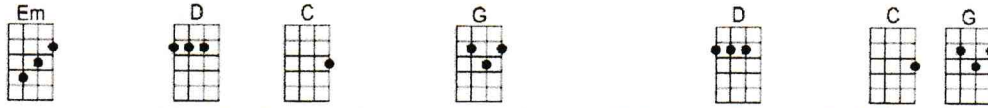


For though they may be parted, there is still a chance that they will see



There will be an answer, let it be.

Let It Be p.2



Let it be, let it be, let it be, yeh, let it be, there will be an answer, L I B



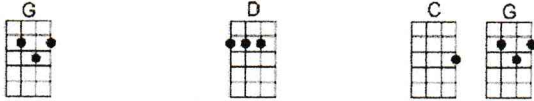
And when the night is cloudy there is still a light that shines on me



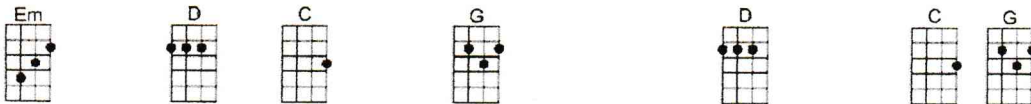
Shine until tomorrow, let it be.



I wake up to the sound of music, Mother Mary comes to me



Speaking words of wisdom, let it be.



Let it be, let it be, let it be, yeh, let it be, whisper words of wisdom, let it be.

End on
downstroke
of G chord.
Watch me.