

From Me to You [C] 27 MAY 1963

key:C, writer:Paul McCartney, John Lennon

(Kick off: Strum C) | 1 - 2 | 1,2,3 "Da da | ..."

Da da [C] da da da dum dum [Am] da
Da da [C] da da da dum dum [Am] da

If there's [C] anything that you [Am] want,
If there's [C] anything I can [G7] do,
Just [F7] call on me and I'll [Am] send it along
with [C] love from [G7] me to [C] you

If there's [C] anything that you [Am] want,
Like a [C] heart that's oh, so [G7] true,
Just [F7] call on me and I'll [Am] send it along
with [C] love from [G7] me to [C] you

I got [Gm] arms that long to [C7] hold you
and [F] keep you by my side.
I got [D7] lips that long to kiss you
And [G] keep you satis[Gaug]fied

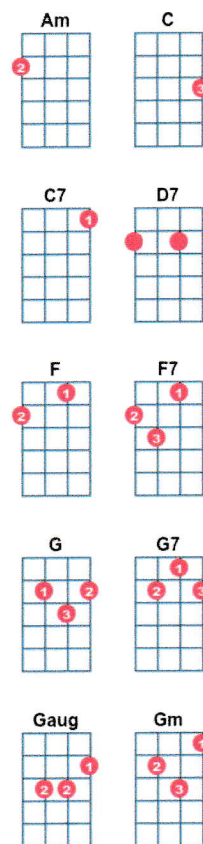
If there's [C] anything that you [Am] want,
If there's [C] anything I can [G7] do,
Just [F7] call on me and I'll [Am] send it along
with [C] love from [G7] me to [C] you

[C] (1,2,3,4) [Am] (1) From me
[C] (1,2,3,4) [G7] (1) To you
Just [F7] call on me and I'll [Am] send it along
with [C] love from [G7] me to [C] you

I got [Gm] arms that long to [C7] hold you
and [F] keep you by my side.
I got [D7] lips that long to kiss you
And [G] keep you satisfied [Gaug]

If there's [C] anything that you [Am] want,
If there's [C] anything I can [G7] do,
Just [F7] call on me and I'll [Am] send it along
with [C] love from [G7] me to [C] you

To [Am] you, to [C] you, to [Am] you ↓[C]



Billboard Top Position #41
(BTP)

Love Me Do

key:F, artist:The Beatles writer:Paul McCartney, John Lennon

Intro: [C]////[F]//// (x4 Harmonica)

[C] Love, love me [F] do
You [C] know I love [F] you
I'll [C] always be [F] true
So pleee[F]eeease (Stop) Love me [C] do [F] [C] [F]

[C] Love, love me [F] do
You [C] know I love [F] you
I'll [C] always be [F] true
So pleee[F]eeease (Stop) Love me [C] do [F] [C] [F]

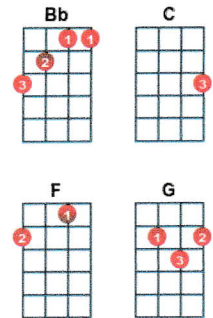
Bridge:

[G] Someone to love, [F] some[Bb]body new [C]
[G] Someone to love, [F] some[Bb]one like you [C]
[C] Love, love me [F] do
You [C] know I love [F] you
I'll [C] always be [F] true
So pleee[F]eeease (Stop) Love me [C] do [F] [C] [F]

Solo with Harmonica: [G]////|////[F]////|////[Bb]////|////[C]////|////

[G]////[F]////[Bb]//// ↓ [C]

[C] Love, love me [F] do
You [C] know I love [F] you
I'll [C] always be [F] true
So pleee[F]eeease (Stop) Love me [C] do [F]
oh, [C] Love me do, [F] Yeah [C] love me do, [F] yeah [C] love me do



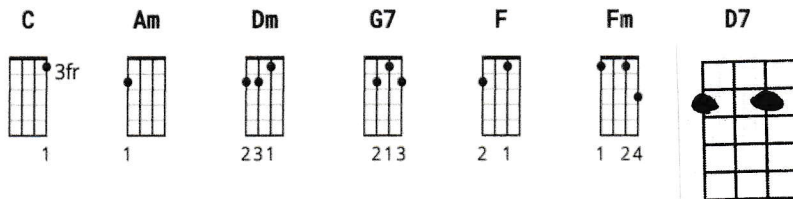
Anna Go To Him ukulele by The Beatles

Difficulty: intermediate

Tuning: G C E A



CHORDS



C //// Am ///// (2x)

C Am C Am C Am
Anna you come and ask me girl to set you free girl
C Am Dm G7
You say he loves you more than me so I will set you free
C Am C Am
Go with him (Anna) Go with him

C Am C Am C Am
Anna girl before you go now I want you to know now
C Am Dm G7
That I still love you so but if he loves you more
C
Go with him
1, 2, 3, 4 | 1, 2, 3, 4

F
All of my life I've been searching for a girl
C
To love me like I love you, oh now
F Fm
But every girl I've ever had, breaks my heart and leave me sad
D7 G7
What am I, what am I supposed to do, oh...

C Am C Am
Anna just one more thing girl
C Am Dm G7
You give back your ring to me, and I will set you free
C
Go with him
1, 2, 3, 4 | 1, 2, 3, 4

F
All of my life I've been searching for a girl
C
To love me like I love you, but let me tell you know
F Fm

F

Fm

But every girl I've ever had, breaks my heart and leave me sad

D7

G7

What am I what, am I supposed to do, oh...

C Am

C

Am

Anna just one more thing girl

C

Am

Dm

G7

You give back your ring to me and I will set you free

C

Go with him

Am

C

Am

(Anna) Go with him (Anna)

C

Am

You can go with him girl (Anna) Go with him

(Slow)

C
↓

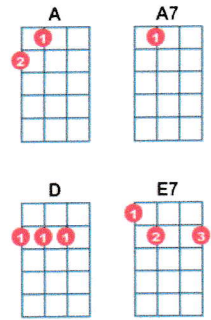
Chains

key:A, writer:Gerry Goffin ,Carole King

(Kick off) | 1 - 2 | 1, 2, 3, 4 | "Chains ... "

[A] //// (x4 Harmonica)

Chains, my baby's got me locked up in chains.
And they ain't the **[D]** kind that you can **[A]** see.
Whoa, oh, these **[E7]** chains of love **[D]** got a hold on **[A]** me,
Yeah **[E7]**.



[A] Chains, well I can't break away from these chains.
Can't run around, **[D]** 'cause I'm not **[A]** free.
Whoa, oh, these **[E7]** chains of love **[D]** won't let me **[A]** be, Yeah **[A7]**

[D] I wanna tell you, pretty baby,
[A] I think you're **[A7]** fine.
[D] I'd like to love you,
[E7] But, darlin', I'm imprisoned by these **[A]**

[A] Chains, my baby's got me locked up in chains,
And they ain't the **[D]** kind that you can **[A]** see,
Oh, oh, these **[E7]** chains of love **[D]** got a hold on **[A]** me. Yeah **[A7]**

[D] Please believe me when I tell you,
[A] Your lips are **[A7]** sweet.
[D] I'd like to kiss them,
[E7] But I can't break away from all of these **[A]**

[A] Chains, my baby's got me locked up in chains.
And they ain't the **[D]** kind that you can **[A]** see.
Whoa, oh, these **[E7]** chains of love **[D]** got a hold on **[A]** me, yeah **[E7]**.

[A] Chains, 2, 3, 4 | 1, 2, 3, 4 |

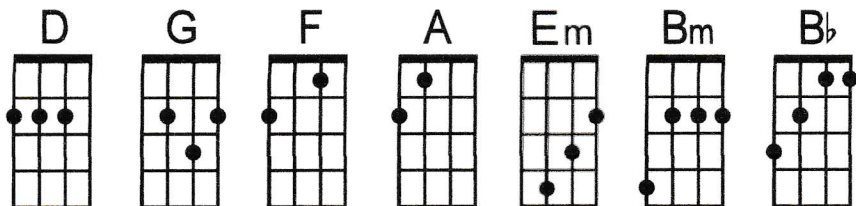
(1)

Chains of love 4 | 1, 2, 3, 4 | (repeat and end on direction)

(1, 2, 3)

Please, Please Me (Key of D)

by John Lennon (1962)



To play in original key (E), capo up two frets.

Intro:

A	5	4	2	0	2	0	5	4	2	0	2	0
E					2							2
C												
G												

(u d u d u d)

D Last night I said these words to my girl— G D F G A

D I know you nev-er ev-en try— girl— D\ A 5-5-0 E 2-2 C G

Chorus: Come on (come on) come on (come on) come on (come on) come on (come on)
 D Please, please— me, whoa yeah— like I please you— G A D G A

(u d u d u d)

D You don't need me to show the way— love— G D F G A

D Why do I al-ways have to say—love—? D\ A 5-5-0 E 2-2 C G

Chorus: Come on (come on) come on (come on) come on (come on) come on (come on)
 D Please, please— me, whoa yeah—like I please you— D\ -x- x -x- [Mute strums]

Bridge: G I don't want to sound com-plaining

A But you know there's always rain in my heart— D\ G\ D\ (in my heart)

G I do all the pleasing with you. It's so hard to reason— with you— D

G A D G A Whoa yeah— why do you make me blue—?

(u d u d u d)

D . . . | . . . | G . D . | -- F . G . A . |
 Last night I said these words to my— girl—

D . . . | . . . | G . D . | D\ -- -- --
 I know you nev-er ev-en try— girl—
 A -----5-5-0--
 E -----
 C -2-2-----
 G -----

| G . . . | Em . . . | Bm . . . | G . . .
Chorus: Come on (come on) come on (come on) come on (come on) come on (come on)

| D . . . | G . A . | D . . .
 Please, please— me, whoa yeah— like I please you—

| G . A . | D . . .
 Whoa yeah— like I please you—

| G . A . | D\ -- F\ -- | Bb\ -- A\ -- | D\
 Whoa yeah— like I please you——ou——

San Jose Ukulele Club

(v2 - 3/30/24)

Ps I Love You Ukulele by The Beatles

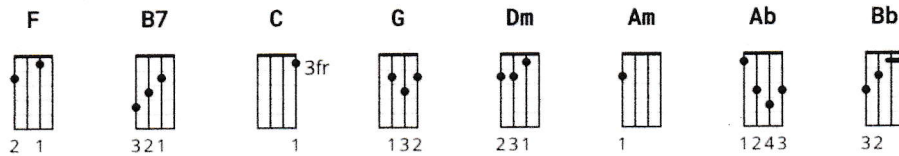


Difficulty: intermediate

Tuning: G C E A

Capo: 2nd fret

CHORDS



(Strum) F / / / / | / / / /

[Chorus]

F B7 C
As I write this letter

F B7 C
Send my love to you

F B7 C
Remember that I'll always
C G C
Be in love with you

[Verse 1]

C Dm C
Treasure these few words 'til we're together

G Am
Keep all my love forever

G Ab
P.S. I love you
Ab Bb C
You, you, you

[Verse 2]

C Dm C
I'll be coming home again to you love

G Am
And till the day I do love

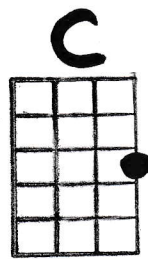
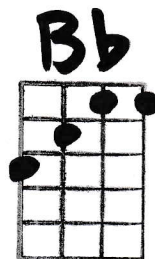




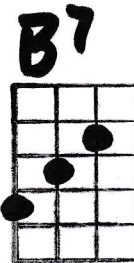

G Ab
P.S. I love you
Ab Bb C
You, you, you

[Chorus]

F C
As I write this letter

F C
Send my love to you

F C
Remember that I'll always



or G#
X = wrap
thumb around
G str. to mute

C G C
Be in love with you



[Verse 3]

C Dm C
Treasure these few words 'til we're together

G Am
Keep all my love forever

G Ab
P.S. I love you

Ab Bb C
You, you, you






[Chorus]

F C
As I write this letter (Oh)

F C
Send my love to you (you know I want you to)

F C
Remember that I'll always (yeah)

C G C
Be in love with you





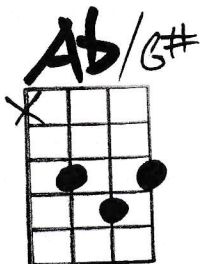
[Verse 4]

C Dm C
I'll be coming home again to you love

G Am
And till the day I do love

G Ab
P.S. I love you

Ab Bb C
You, you, you



[Outro]

Ab Bb C
You, you, you

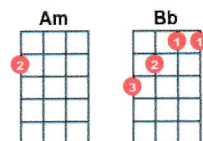
Ab Bb C
I love you

Do You Want To Know A Secret

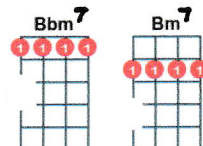
key: Gm, writer: Paul McCartney, John Lennon

Please Please Me
22 MAR 1963

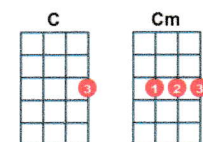
[Gm] You'll never know how much I [Cm] really [Gm] love you
[Bb] You'll never know how much I [G#] really [G] care



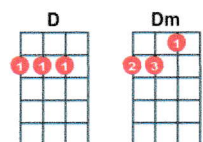
[G] Listen [Bm] [Bbm] [Am]
Do you [D] want to know a [G] secret? [Bm] [Bbm] [Am]
Do you [D] promise not to [G] tell? [Bm] woah [Am] woah [Cm]
woah



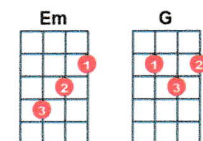
[G] Closer [Bm] [Bbm] [Am]
Let me [D] whisper in your [G] ear [Bm] [Bbm] [Am]
Say the [D] words you long to [C] hea-[D]ear
I'm in love with [Em] you, oo-oo-oo-[Am]oo-[D]oo



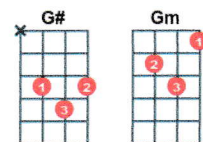
[G] Listen [Bm] doo [Bbm] da [Am] doo,
Do you [D] want to know a [G] secret? [Bm] doo [Bbm] da
[Am] doo,
Do you [D] promise not to [G] tell? [Bm] woah-[Am]-oh-[Cm]-
oh



[G] Closer [Bm] doo [Bbm] da [Am] doo,
Let me [D] whisper in your [G] ear [Bm] doo [Bbm] da [Am]
doo,
Say the [D] words you long to [C] hea-[D]ear
I'm in love with [Em] you, oo-oo-oo-[Am]oo-[D]oo



[C] I've known the [Am] secret for a [Em] week or [Dm] two
[C] Nobody [Am] knows, [Em] just we [Dm] two-[Am]oo [D]



[G] Listen [Bm] doo [Bbm] da [Am] doo,
Do you [D] want to know a [G] secret? [Bm] doo [Bbm] da [Am] doo,
Do you [D] promise not to [G] tell? [Bm] woah-[Am]-oh-[Cm]-oh

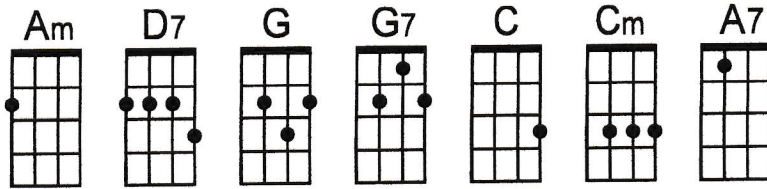
[G] Closer [Bm] doo [Bbm] da [Am] doo,
Let me [D] whisper in your [G] ear [Bm] doo [Bbm] da [Am] doo,
Say the [D] words you long to [C] hea-[D]ear
I'm in love with [Em] you, oo-oo-oo-[Am]oo-[D]oo

[Em] oo, oo-oo-oo [Am] oo [D] oo
[Em] oo, oo-oo-oo [Am] oo [D] oo [Em]


BTP- #2

Devil in Her Heart

by Richard Drapkin (1963) as sung by the Beatles



5 4 3 2 1



*G6 3rd position

With 22
The new
Beatles '63

Opening and ending riff.

Am D7 G
A --15--14--12----10--9--12--10--9----7--5--5--7--5-5-4--3--2-----
E --17--15--14----12-10--14--12--10----8--7--7--8--7-7-6--5--3-----

(----- tacit -----) Am D7 G
She's got the devil in her hear-r-rt, but her eyes they tanti-lize
G Am D7 G G7 (walk-up)
She's gonna tear your heart apa-a-art, oh, her lips they really thrill me.

Optional simple

Walk-up:

A -2-2---3-3---5-5

E -3-3---5-5---7-7

C Cm G G7
I'll take my chances, for romance is, so important to me. (walk-up)
(ahhhhhhhhhhhhhhhhhhhhh ahhhhhhhhhhhhhhhhhhhh ahhhhhhhhhhhhhhhhhhhh)
C Cm A7 D7
She'll never hurt me, she won't desert me, she's an angel sent to me.
(ahhhhhhhhhhhhhhhhhhhhh ahhhhhhhhhhhhhhhhhhhh)

(----- tacit -----) Am D7 G
She's got the devil in her hear-r-rt, no-o, no-o, this I can't be-lieve
G Am D7 G G7 (walk-up)
She's gonna tear your heart apa-a-art, no, no, nay will she de-ceive.

C Cm G G7
I can't believe that she'll ever, ever go, not when she hugs me and says she loves me so (walk-up)
(ahhhhhhhhhhhhhhhhhhhhh ahhhhhhhhhhhhhhhhhhhh ahhhhhhhhhhhhhhhhhhhh)
C Cm A7 D7
She'll never hurt me, she won't desert me, listen can't you see?
(ahhhhhhhhhhhhhhhhhhhhh ahhhhhhhhhhhhhhhhhhhh)
(----- tacit -----) Am D7 G
She's got the devil in her hear-r-rt, oh no-o, no-o, this I can't be-lieve
G Am D7 G G7 (walk-up)
She's gonna tear your heart apa-a-art, no, no, nay will she de-ceive.

C Cm G G7
Don't take chances, if your romance is, so important to you
C Cm A7 D7
She'll never hurt me, she won't desert me, she's an angel sent to me.
(ahhhhhhhhhhhhhhhhhhhhh ahhhhhhhhhhhhhhhhhhhh)

(----- tacit -----) Am D7 G
She's got the devil in her hear-r-rt, no-o, no-o, no-o, no this I can't be-lieve
G Am D7 G
She's gonna tear your heart apa-a-art, no, no, nay will she de-ceive.
G Am D7 G
She's got the devil in her hear-r-rt, no she's an angel sent to me.

(riff-----)

Am D7 G G6³
She's go the devil in her hear-r-rt no, she's an angel sent to me.

(riff-----)

Tell Me Why chords by The Beatles

Difficulty: intermediate

Tuning: E A D G B E

A Hard Day's Night



CHORDS

Am



1

G



132

Em



3 1

G7



213

C7

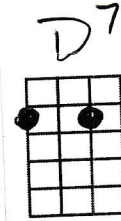


1

Eb



341



Tell Me Why chords

The Beatles 1964

'''

Am D7 4x

'''

D7 G Em Am D7 G Am

Tell me why you cried and why you lied to me

D7 G Em Am D7 G Am D7

Tell me why you cried and why you lied to me

D7 G Em Am D7

Well I gave you everything I had, but you left me sitting on my own

G Em Am D7

Did you have to treat me oh so bad, all I do is hang my head and moan

D7 G Em Am D7 G Am

Tell me why you cried and why you lied to me

D7 G Em Am D7 G Am

Tell me why you cried and why you lied to me

D7 G Em Am D7

If there's something I have said or done, Tell me what and I'll apolo-gize

G Em Am D7

If you don't really can't go on, Holding back these tears in my eyes

D7 G Em Am D7 G Am

Tell me why you cried and why you lied to me

D7 G Em Am D7 G G7

Tell me why you cried and why you lied to me

G7 C7 D7

Well I'm beg in on my bended knees, if you'll only listen to my pleas

Em Am D7


Is there anything I can do Cause I really can't stand it, I'm soo in love with you

D7 G Em Am D7 G Am

Tell me why you cried and why you lied to me




D7 G Em Am D7 G Em Eb D7 ↓ G

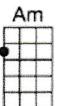






Tell me why you cried and why you lied to me








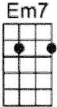


I'M HAPPY JUST TO DANCE WITH YOU

1...2...123 (without intro)








Intro:    (X2)
4 2 2





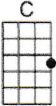



Before this dance is through I think I'll love you too, I'm so happy when you dance with me


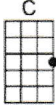




I don't want to kiss or hold your hand. If it's funny, try and under-stand







There is really nothing else I'd rather do, 'cause I'm happy just to dance with you

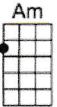






I don't need to hug or hold you tight. I just want to dance with you all night

In this world there's nothing I would rather do, 'cause I'm happy just to dance with you

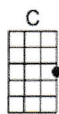
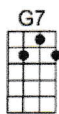
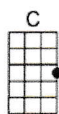
     

Just to dance with you is everything I need

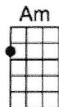
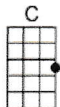
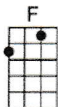
      

Before this dance is through I think I'll love you too, I'm so happy when you dance with me

p.2 I'm Happy Just To Dance With You



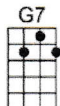

If some-body tries to take my place, let's pre-tend we just can't see his face



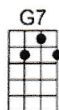

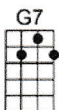
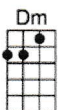
In this world there's nothing I would rather do, 'cause I'm happy just to dance with you



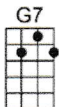
Just to dance with you is everything I need



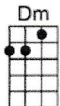
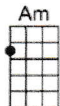
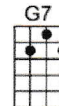
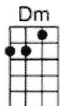
Before this dance is through I think I'll love you too, I'm so happy when you dance with me



If some-body tries to take my place, let's pre-tend we just can't see his face



In this world there's nothing I would rather do. I've dis-covered I'm in love with you



Oh, oh, 'cause I'm happy just to dance with you....Oh, oh.....Oh, oh oh!

BTP = #95

I'll Be Back Beatles

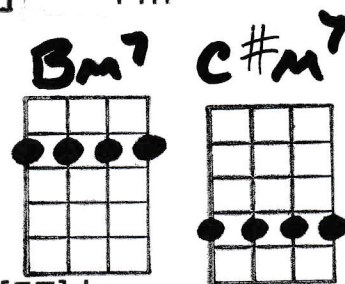
1964
A Hard Day's Night

You [Am] know if you [C] break my [Cmaj7] heart I'll [F] go
But [E7] I'll be back a[A]gain
Cos [Am] I told you [C] once be[Cmaj7]fore good[F] bye
But [E7] I came back ag[A]ain

I love you [F#m] so I'm the one who [Bm] wants you
Yes I'm the one who [E7] wants you [D] oh [E7] ho [D] oh [E7] ho

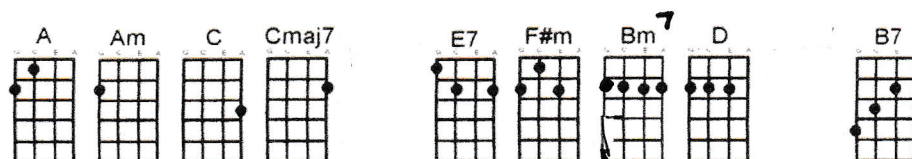
[Am] You could find [C] better [Cmaj7] things to [F] do
Than to [E7] break my heart a[A]gain
This [Am] time I will [C] try to [Cmaj7] show that [F] I'm
Not [E7] trying to pre[A]tend

* [Bm⁷] I thought that you would [C#m7] realise
That if I [F#m] ran away from you
That [B7] you would want me too
But [Bm⁷] I got a big surp[E7]rise [D] oh [E7] ho [D] oh [E7] ho



Oh [Am] you could find [C] better [Cmaj7] things to [F] do
Than to [E7] break my heart a[A]gain
This [Am] time I will [C] try to [Cmaj7] show that [F] I'm
Not [E7] trying to pre[A]tend

I wanna [F#m] go but I hate to [Bm] leave you
You know I hate to [E7] leave you [D] oh [E7] ho [D] oh [E7] ho
[Am] You^{know} if you [C] break my [Cmaj7] heart I'll [F] go
But [E7] I'll be back a[A]gain



* B octave lower than actual

Beatles For Sale
4 DEC 1964



C **D⁷** **G** **Em** **Bm** **Am7** **B7** **E⁷** **Am**


1 3fi 132 3 1 3 321 14 2 1

2fr

[illegible]

And I'll forgive the lies that I

Bm7



Am C G
Heard before when you gave me no reply

(1) 2 3 4 ↓ (stop)

N<

I tried to telephone

D7 G
They said you were not home that's a lie

C
Cause I know where you've been

D7 G
I saw you walk in your door

Em Bm 7
I nearly died

C Bm 7
I nearly died

Am7
Cause you walked hand in hand

D7 G
With another man in my place

Em Bm 7
No reply

Em Bm 7
No reply ↓

No reply

Beatles For Sale

4 DEC 1964

Intro | F | / / / / | / / / / | stop

NC

----- Bb
This happened once before, when I came to your door, no reply,

they said it wasn't you, but I saw you peep through your window.

I saw the light, I saw the light,

I know that you saw me 'cause I looked up to see your face.

2. I tried to telephone, they said you were not home, that's a lie,

'cause I know where you've been, I saw you walk in your door.

I nearly died, I nearly died,

'cause you walked hand in hand with another man in my place.

If I were you, I'd realize that I

love you more than any other guy.

And I'll forgive the lies that I

heard before when you gave me no reply.

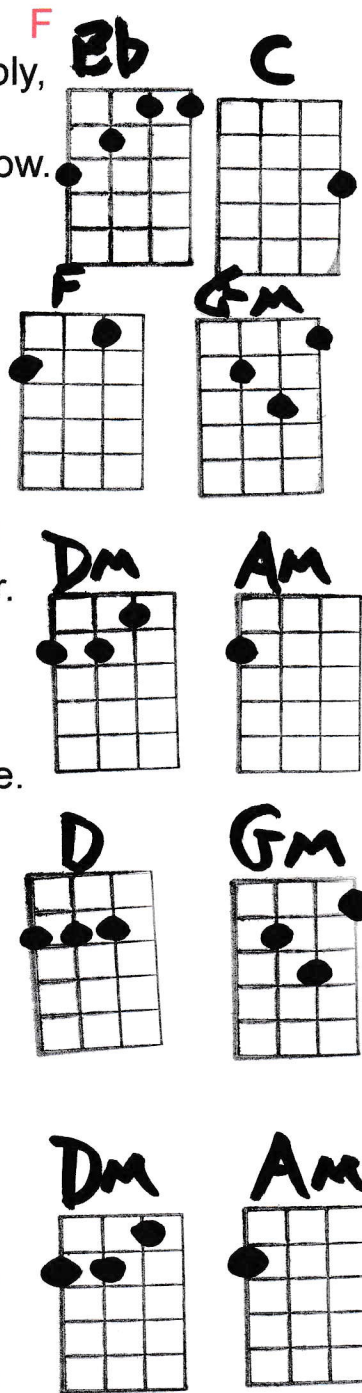
2. I tried to telephone, they said you were not home, that's a lie,

'cause I know where you've been, I saw you walk in your door.

I nearly died, I nearly died,

'cause you walked hand in hand with another man in my place.

No reply, no reply.



What You're Doing Ukulele by The Beatles

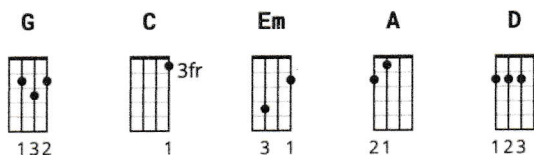


Difficulty: intermediate

Tuning: G C E A

Beatles For Sale
Dec 1964


CHORDS



What You're Doing
The Beatles

[Intro]

Drums open



[Verse] Strum G | / / / / | / / / / |

G C G C
Look - what you're doing; I'm - feeling blue and lonely. Would it
Em C G C
be too much to ask of you what you're doing to me?

[Verse]

G C G C
You - got me running, and - there's no fun in it. Why should it
Em C G
be so much to ask of you what you're doing to me?

[Bridge]

C Em C Em
I've been waiting here for you, wondering what you're gonna do
A D
And should you need a love that's true, it's me

[Verse]

G C G C
Please - stop your lying; you - got me crying, girl. Why should it
Em C G C
be so much to ask of you what you're doing to me?

[Instrumental]

Handwritten guitar notation for the instrumental section. The notation is written on four staves (A, E, C, G) and includes fingerings (1-4) and chord symbols (G, C, Em, D) written above the staves.

Staff 1 (A): 0-----0- | 4-4\2----- | 0-----0- | 4-4\2-2----- |

Staff 2 (E): ----- | ----- | ----- | ----- |

Staff 3 (C): ----- | ----- | ----- | ----- |

Staff 4 (G): ----- | ----- | ----- | ----- |

Fingerings: 1 2 3 4 | 1 2 3 4 | 1 2 3 4 | 1 2 3 4

Chords: G, C, G, C, Em, C, C, G

[Bridge]

Handwritten guitar notation for the bridge section. The notation is written on four staves (A, E, C, G) and includes fingerings (1-4) and chord symbols (C, Em, D) written above the staves.

Staff 1 (A): ----- | -2-----2- | 2----- | 0----- |

Staff 2 (E): 2----- | -----3----- | -3----- | -----2-----2- |

Staff 3 (C): -2-----2- | 2----- | -----2-----2- | ----- |

Staff 4 (G): -----4----- | ----- | ----- | -----2----- |

Fingerings: 1 2 3 4 | 1 2 3 4 | 1 2 3 4 | 1 2 3 4

Chords: C, Em, C, Em

Lyrics: I've been waiting here for you, wondering what you're gonna do

Chords: A, D

Lyrics: And should you need a love that's true, it's me

[Verse]

Handwritten guitar notation for the verse section. The notation is written on four staves (A, E, C, G) and includes fingerings (1-4) and chord symbols (G, C, Em, D) written above the staves.

Staff 1 (A): ----- | ----- | ----- | ----- |

Staff 2 (E): ----- | ----- | ----- | ----- |

Staff 3 (C): 2----- | -----2----- | 2----- | ----- |

Staff 4 (G): ----- | ----- | ----- | ----- |

Fingerings: 1 2 3 4 | 1 2 3 4 | 1 2 3 4 | 1 2 3 4

Chords: G, C, G, C, Em, C, G

Lyrics: Please - stop your lying; you - got me crying, girl. Why should it be so much to ask of you what you're doing to me?

[Outro]

Handwritten guitar notation for the outro section. The notation is written on four staves (A, E, C, G) and includes fingerings (1-4) and chord symbols (C, G) written above the staves.

Staff 1 (A): -----2-0----- | ----- | ----- | -----2-0----- | ----- |

Staff 2 (E): -----2-----2-0- | -----0-----0-2----- | -----2-----2-0- | -----0-----0-2----- |

Staff 3 (C): 2----- | -----2----- | 2----- | -----2-----2- | -----2-----2- |


Staff 4 (G): ----- | ----- | ----- | ----- | ----- |

Fingerings: 1 2 3 4 | 1 2 3 4 | 1 2 3 4 | 1 2 3 4 | 1 2 3 4

Chords: C, G, C, G

Lyrics: What you're doing to me? What you're doing to me?

Lyrics: (fade out)



I DON'T WANT TO SPOIL THE PARTY

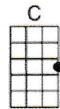
4/4 1234 12

Beatles For Sale

1.




I don't want to spoil the party so I'll go, I would hate my disap-pointment to show,



There's nothing for me here so I will disap-pear, if she turns up while I'm gone please let me know.

2.



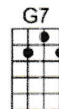
I've had a drink or two and I don't care, there's no fun in what I do if she's not there,





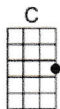
I wonder what went wrong I've waited far too long, I think I'll take a walk and look for her.

end
3x

CHORUS



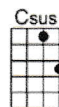
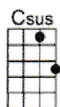
Though to-night she's made me sad,... I still love her,



If I find her I'll be glad,... I still love her.

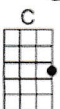
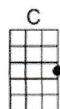
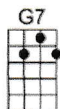
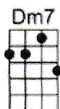
After 2nd CHORUS,
end w/ v. 2

3.




I don't want to spoil the party so I'll go, I would hate my disap-pointment to show,

Repeat v. 3
as instrumental.
Then to chorus



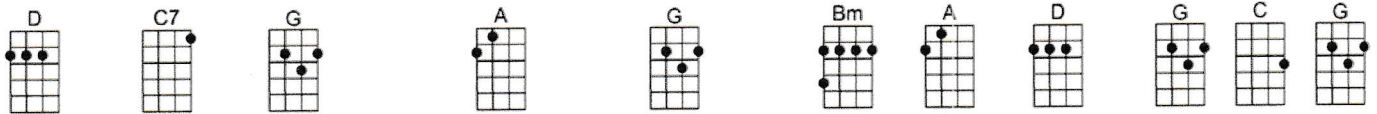
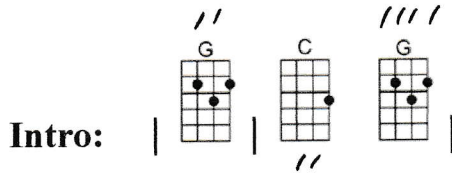
There's nothing for me here so I will disap-pear, if she turns up while I'm gone please let me know.

BTP = #39

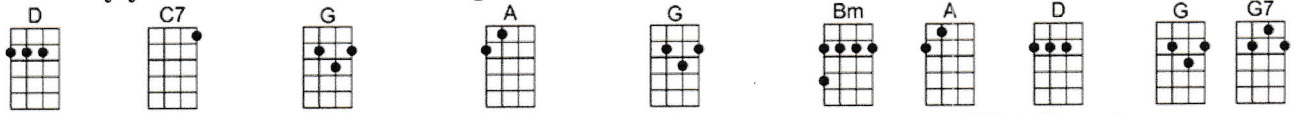


I'LL FOLLOW THE SUN - Lennon/McCartney

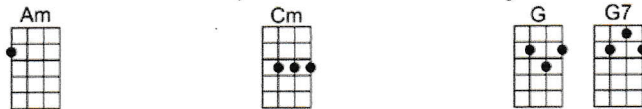
4/4 1...2...1234



One day you'll look to see I've gone, for to-morrow may rain so, I'll follow the sun



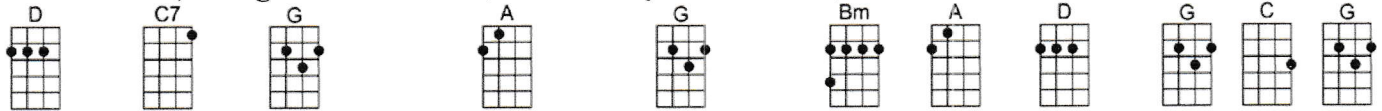
Some day you'll know I was the one, but to-morrow may rain so, I'll follow the sun



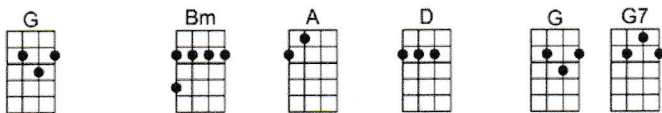
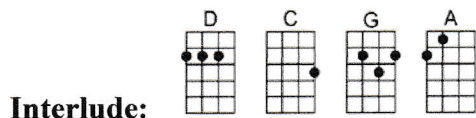
And now the time has come, and so my love I must go



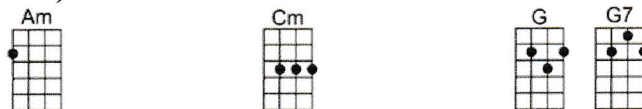
And, though I lose a friend, in the end you will know, oh oh oh



One day you'll find that I have gone, but to-morrow may rain so, I'll follow the sun



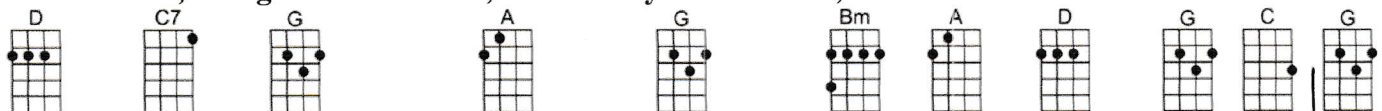
Yet, to-morrow may rain, so I'll follow the sun.




And now the time has come, and so my love I must go



And, though I lose a friend, in the end you will know, oh oh oh



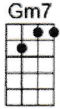
One day you'll find that I have gone, but to-morrow may rain so, I'll follow the sun



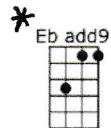

I'M A LOSER - Beatles

4/4

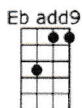
Beatles For Sale



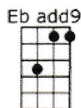

I'm a los - er, I'm a los - er, and I'm not what I ap-pear to be.



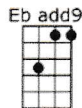
Of all the love I have won or have lost



There is one love I should never have crossed.

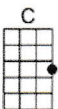


She was a girl in a million my friend,

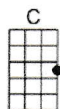



I should have known she would win in the end.




Chorus:



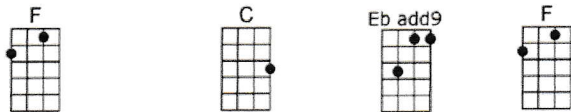
I'm a los - er, and I lost someone who's near to me



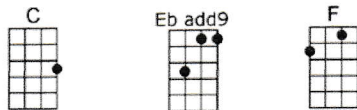
I'm a los - er, and I'm not what I ap-pear to be.



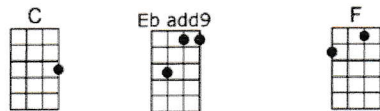
p.2. I'm a Loser



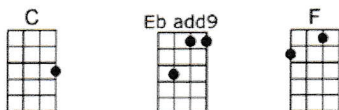
Although I laugh and I act like a clown



Beneath this mask I am wearing a frown.

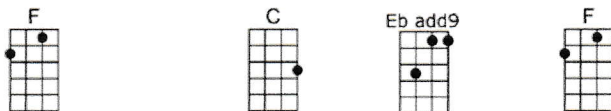


My tears are falling like rain from the sky

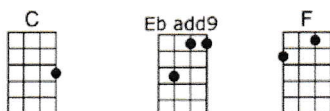


Is it for her or my-self that I cry


Chorus



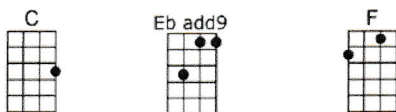
What have I done to de-serve such a fate



I real-ize I have left it too late.



And so it's true pride comes before a fall



I'm telling you so that you don't lose all.

Chorus

Whistle (Play last verse to end)

Night Before, The

key:G, artist:The Beatles| writer:Paul McCartney, John Lennon

[G] //// | //// [Bb] //// | ////[C] //// | //// [D] ////

[G] We said our good-[F]bye-[C]ees (the [D7] night before)

[G] Love was in your [F] eye-[C]ees (the [D7] night before)

[Em] Now today I [C] find, [Em] you have changed your [C] mind

[G] Treat me like you [C] did the night be-[G]fore [Bb] [C]

[G] Were you telling [F] liee-[C]ees? (the [D7] night before)

[G] Was I so un-[F]wii[C]ise? (the [D7] night before)

[Em] When I held you [C] near, [Em] you were so sin-[C]cere

[G] Treat me like you [C] did the night be-[G]fore

[Dm] Last night is the [G7] night I will re-[C]member you by

[Em] When I think, of [A7] things we did, it [D7] makes me wanna [D] cry

[G] We said our good[F]bye-[C]ees (the [D7] night before)

[G] Love was in your [F] eye-[C]ees (the [D7] night before)

[Em] Now today I [C] find, [Em] you have changed your [C] mind

[G] Treat me like you [C] did the night be-[G]fore

[Dm] Last night is the [G7] night I will re-[C]member you by

[Em] When I think, of [A7] things we did, it [D7] makes me wanna [D] cry

[G] Were you telling [F] lie-[C]ees? (the [D7] night before)

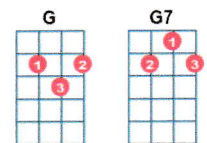
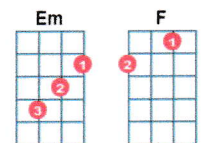
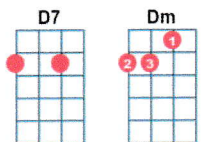
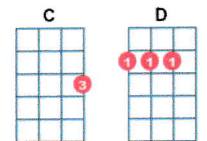
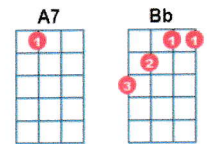
[G] Was I so un-[F]wii-[C]ise? (the [D7] night before)

[Em] When I held you [C] near, [Em] you were so sin-[C]cere

[G] Treat me like the [Bb] night be-[G]fore

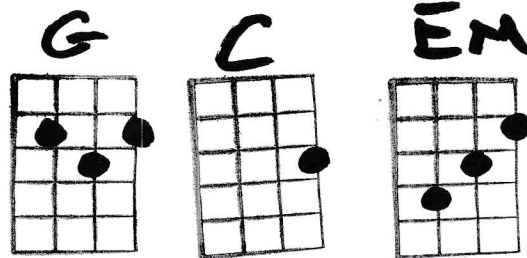
like the [Bb] night be-[G]fore

like the [Bb] night be-[G]fore (stop)



I need you
(strum G) / / / / /

Help 1965



G ~ G C G Gsus

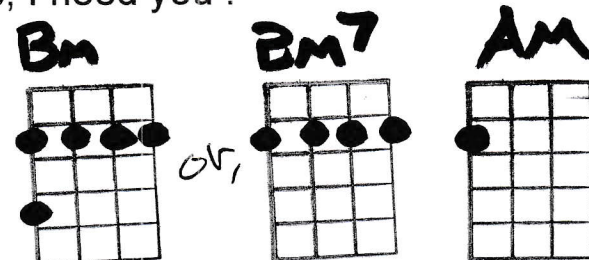
You don't realize how much I need you,

G C G Gsus

love you all the time and never leave you.

Em Bm Em Am G

Please come on back to me, I'm lonely as can be, I need you !



2. Said you had a thing or two to tell me, Gsus

G C G Gsus
how was I to know you would upset me ?

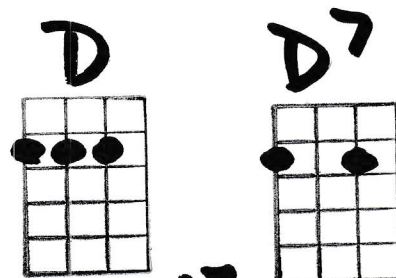
Em Bm Em Am G

I didn't realize as I looked in your eyes, you told me.

C D G
Oh yes, you told me, you don't want my lovin' anymore,

C
that's when it hurt me,

D A7 D - D7
and feeling like this, I just can't go on any more.



3. Please remember how I feel about you, Gsus

G C G Gsus
I could never really live without you.

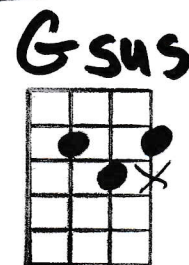
Em Bm Em Am G

So come on back and see, just what you mean to me, I need you !

C D G
Oh, when you told me, you don't want my lovin' anymore,

C
that's when it hurt me,

D A7 D - D7
and feeling like this, I just can't go on any more.



Keep the G
shape, just
add pinky.

Em C - G - CG
repeat verse 3 + I need you, I need you !

(The Beatles)

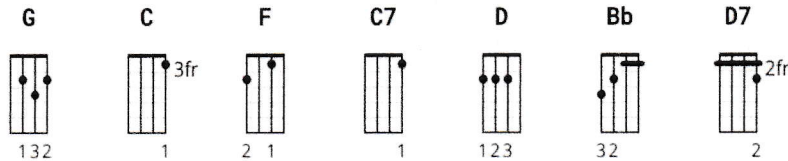
George Harrison

Another Girl chords by The Beatles

Difficulty: beginner

Tuning: E A D G B E

CHORDS



5th fret
starting
note

"Another Girl" by the Beatles from "Help"

Kick off: 1 - 2 1 1, 2, 3, 4 | 1, "For I have got. . ."

Intro

N.C. G C G C G
For I have got another girl, another girl,

Verse 1

G F G C
You're making me say that I've got nobody but you,
G F G C
But as from today I've got somebody that's new,
C7 D NC
I ain't no fool and I don't take what I don't want,
G C G C G
For I have got another girl, another girl.

Verse 2

G F G C
She's sweeter than all the girls and I've met quite a few,
G F G C
Nobody in the world can do what she can do,
C7 D NC
And so I'm telling you this time you'd better stop,
G C G C
For I have got another girl.

Bridge

C Bb F Bb
Another girl, who will love me till the end,
F Bb D7 G D7
Through thick and thin she will always be my friend.

Verse 3

G F G C
I don't wanna say that I've been unhappy with you,
G F G C
But as from today well I've seen somebody that's new,

C7

I ain't no fool and I don't take, what I don't want, ^DNC

For I have ^{G C G C} got another girl.

Bridge

Verse 3

outro

For I have ^{G C G C} got another girl, another ^G girl,

You're Gonna Lose That Girl

Help 13 Aug 1965

key:C, artist:The Beatles writer:Paul McCartney, John Lennon

[NC] You're gonna [C] lose that girl [Am]
You're gonna [Dm] lose that [G7] girl

[C] If you don't take her [E7] out tonight
She's gonna [Dm] change her mind [G7]
[C] And I will take her [E7] out tonight
And I will [Dm] treat her kind [G7]

You're gonna [C] lose that girl [Am]
You're gonna [Dm] lose that [G7] girl

[C] If you don't treat her [E7] right my friend
You're gonna [Dm] find her gone [G7]
[C] Cause I will treat her [E7] right and then
You'll be the [Dm] lonely one [G7]

You're gonna [C] lose that girl [Am]
You're gonna [Dm] lose that [G7] girl you're gonna [Dm] lose
[Bb]

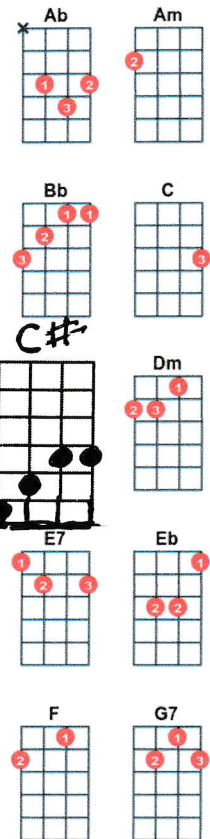
[Eb] I'll make a point of [Ab] takin' her away from [Eb] you
[Eb] The way you treat her [Ab] what else can I [C#] do

Solo: $\text{////} \rightarrow$ [C] [E7] [Dm] [G7] [C] [E7] [Dm] [G7]

$\text{////} \rightarrow$ You're gonna [C] lose that girl [Am]
You're gonna [Dm] lose that [G7] girl you're gonna [Dm] lose [Bb]
[Eb] I'll make a point of [Ab] takin' her away from [Eb] you
[Eb] The way you treat her [Ab] what else can I [C#] do

[C] If you don't take her [E7] out tonight
She's gonna [Dm] change her mind [G7]
[C] And I will take her [E7] out tonight
And I will [Dm] treat her kind [G7]

You're gonna [C] lose that girl [Am]
You're gonna [Dm] lose that [G7] girl
You're gonna [Dm] lose [Bb] [F] that [C] girl



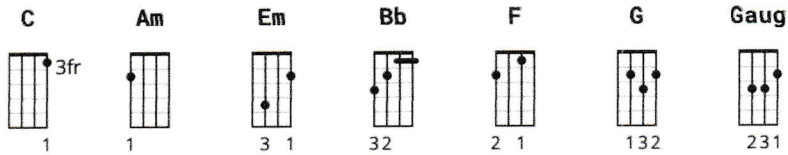
Its Only Love Ukulele by The Beatles

Tuning: G C E A

Help
6 Aug 1965



CHORDS



Original key!
Play w/ recording.

[Intro]
| C | Am | C | Am |
| C | Am | C | Am |

[Verse]
C Em Bb F G Gaug
I get high when I see you go by My oh my
C Em Bb F G Gaug
When you sigh my my inside just flies, butterflies
F G C Am
Why am I so shy when I'm beside you?

[Chorus]
Bb G
It's only love and that is all
C Am
Why should I feel the way I do
Bb G
It's only love and that is all
F G
But it's so hard loving you

[Verse]
C Em Bb F G Gaug
Is it right that you and I should fight ev'ry night
C Em Bb F G Gaug
Just the sight of you makes night time bright, very bright
F G C Am
Haven't I the right to make it up girl?

[Chorus] + coda
Bb G
It's only love and that is all
C Am
Why should I feel the way I do
Bb G
It's only love and that is all

F G
But it's so hard loving you

F G
Yes it's so hard loving you

C Am | C | Am | C | Am | C
Loving you-ou-ou (slower) ↓

1:58

Tell Me What You See Chords by The Beatles

Difficulty: beginner

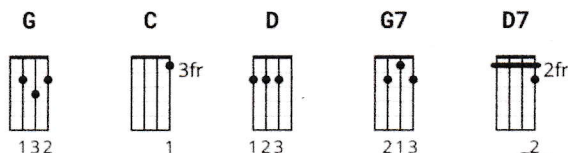
Tuning: E A D G B E

Key: G

Help

14 JUNE 1965

CHORDS



Tell Me What You See chords
The Beatles 1965

Original Key!
Play along w/ recording.

(kick off) 1, 2, 3, 4 |
G / / / / / / / / / / / / / / / /

G C D G
If you let me take your heart
C G
I will prove to you
C D G
We will never be apart
C D G
If I'm part of you

C G
Open up your eyes now
C G
Tell me what you see
C G
It is no surprise now
C D G
What you see is me

G C D G
Big and black the clouds may be
C G
Time will pass away
C D G
If you put your trust in me
C D G
I'll make bright your day

C G
Look into the eyes now
C G
Tell me what you see
C G
Don't you realize now

C D G
What you see is me

G7
↓ Tell ↓ me ↓ what ↓ you
C G D7 G
↓ see "" "" ("")

||:
G C D G
Listen to me one more time
C G
How can I get through
C D G
Can't you try to see that I'm
C D G
Tryin' to get to you

C G
Open up your eyes now
C G
Tell me what you see
C G
It is no surprise now
C D G
What you see is me

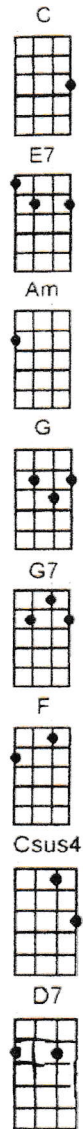
G7 ah ah ah ah (second time) !||
Tell me what you
C ah G D7 G
↓ See "" ""
↓
(end second time on G)

Help
13 Sept 1965

Yesterday Beatles

kick off = 1-2 / 1-2-3-4 / "Yesterday"

[C] Yesterday * / /
[E7] All my troubles seemed so [Am] far away [G] [F]
Now it [G7] looks as though they're [C] here to stay
Oh [Am] I be[D7]lieve in [F] yester[C]day
[C] Suddenly / /
[E7] I'm not half the man I [Am] used to be [G] [F]
There's a [G7] shadow hanging [C] over me
Oh [Am] yester[D7]day came [F] sudden[C]ly
[E7] Why she [Am] had [G] to [F] go
I don't [G7] know she wouldn't [C] say
[E7] I said [Am] some[G]thing [F] wrong / /
Now I [G7] long for yester[C]day [Csus4] [C]
[C] Yesterday / /
[E7] Love was such an easy [Am] game to play [G] [F]
Now I [G7] need a place to [C] hide away
Oh [Am] I be[D7]lieve in [F] yester[C]day
[E7] Why she [Am] had [G] to [F] go
I don't [G7] know she wouldn't [C] say
[E7] I said [Am] some[G]thing [F] wrong / /
Now I [G7] long for yester[C]day [Csus4] [C]
[C] Yesterday / /
[E7] Love was such an easy [Am] game to play [G] [F]
Now I [G7] need a place to [C] hide away
Oh [Am] I be[D7]lieve in [F] yester[C]day
[Am] Mm mm [D7] mm mm [F] mm mm [C] mm



* = Single down strum.

Encl on BTP#/
"M M"