

The Beatles' Second Album  
 (1964)  $\frac{4}{4}$  album  
 Twist and Shout

①




**SHE LOVES YOU** -Lennon and McCartney

4/4 1...2...1234



She loves you, yeah yeah yeah, she loves you, yeah yeah yeah



She loves you, yeah yeah yeah



You think you've lost your love, well, I saw her yester-day



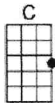
It's you she's thinking of, and she told me what to say



She says she loves you, and you know that can't be bad



Yes, she loves you, and you know you should be glad



She said you hurt her so, she almost lost her mind



But now she says she knows you're not the hurting kind



She says she loves you, and you know that can't be bad



Yes, she loves you, and you know you should be glad, ooh!

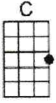

p.2. She Loves You



She loves you, yeah yeah yeah, she loves you, yeah yeah yeah



With a love like that you know you should be glad



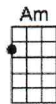
You know it's up to you, I think it's only fair. Pride can hurt you too, a-pologize to her



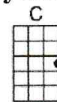
Because she loves you, and you know that can't be bad



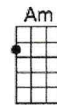
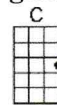
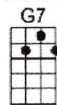
Yes, she loves you, and you know you should be glad, ooh!



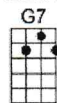
She loves you, yeah yeah yeah, she loves you, yeah yeah yeah





With a love like that you know you should be glad



With a love like that you know you should be glad



With a love like that you know you should.....



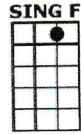
Be glad, yeah, yeah, yeah, yeah, yeah, yeah, YEAH!

*strum*

*cut!*

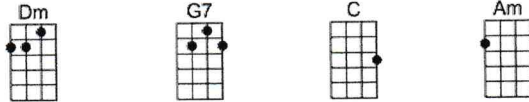
2

With The Beatles  
(1964) album

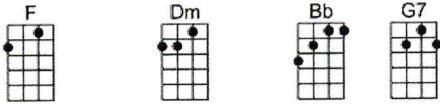


# ALL MY LOVING

4/4 1234 12



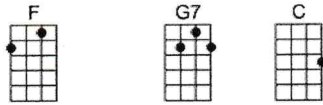
Close your eyes and I'll kiss you, to-morrow I'll miss you



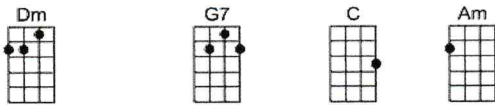
Re-member I'll always be true



And then while I'm a-way I'll write home every day



And I'll send all my loving to you



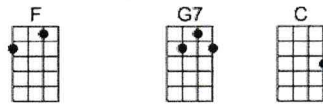
I'll pre-tend that I'm kissing the lips I am missing



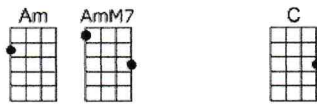
And hope that my dreams will come true



And then while I'm a-way I'll write home every day



And I'll send all my loving to you



All my loving I will send to you



All my loving, darling, I'll be true.

3

Beatles For Sale  
(1964) album

**EIGHT DAYS A WEEK**

(John Lennon & Paul McCartney) 1964

FAST with a strong beat (♩ = 136) 4/4 (four beats to the bar) - Key G major

INTRO - single strong down strums in following rhythm :

| G ♩ . ♩ ♩ ♩ | A ♩ . ♩ ♩ ♩ | C ♩ . ♩ ♩ ♩ | G ♩ . ♩ ♩ ♩ |

VERSE 1 - Suggested Strum [ D DU UDU ]

G	A	C	G
Ooh, I need your	Love babe	Guess you know it's	true
G	A	C	G
Hope you need my	Love babe	Just like I need	you
Em [D DU UDU] Am	Em	A (major)	UDU
Hold me	Love me	Hold me	Love me

G (Normal strum)	A	C	G
I Ain't got nothin' but	Love babe,	Eight days a	week

VERSE 2

G	A	C	G
Love you every	day girl	Always on my	mind
G	A	C	G
One thing I can	say girl	Love you all the	time
Em (as before)	Am	Em	A (major)
Hold me	Love me	Hold me	Love me

G	A	C	G
I Ain't got nothin' but	Love babe	Eight days a	week

BRIDGE

{ D	{ D	{ D	{ D	{ Em	(Em)	UDU
Eight	days	a	week	I L o	ve	you
{ A4	{ A4	{ A4	{ A4	DU C strum	D	
Eight	days	a	week	Is not enough to	show	care

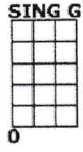
VERSE 3

G	A	C	G
Ooh, I need your	Love babe	Guess you know it's	true
G	A	C	G
Hope you need my	Love babe	Just like I need	you
Em	Am	Em	A (major)
Hold me	Love me	Hold me	Love me

G	A	C	G
I Ain't got nothin' but	Love babe	Eight days a	week

4

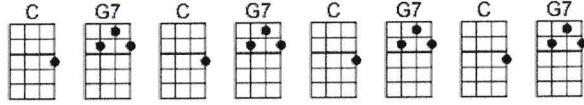
A Hard Day's Night  
(1964) album



# I SHOULD HAVE KNOWN BETTER

1...2...1234

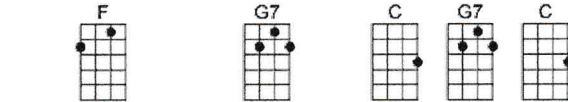
Intro:



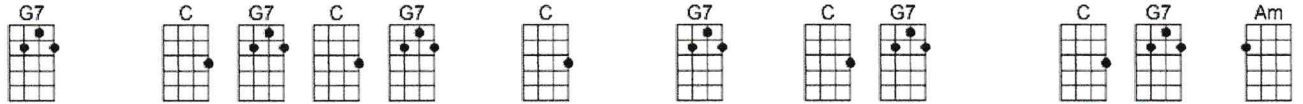
(each gets 2 beats)

C G7 C G7

I should have known better with a girl like you that I would love every-thing that you do



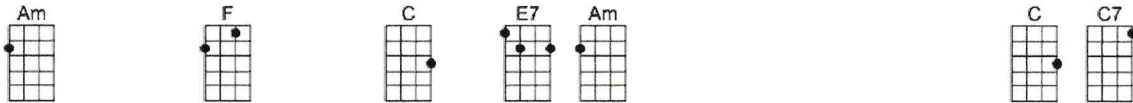
And I do, hey hey hey, and I do!



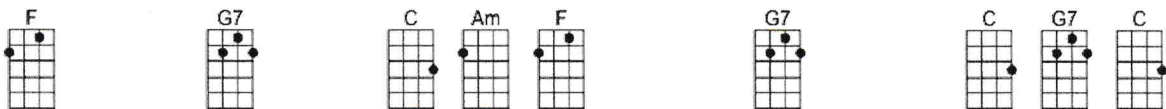
Whoa, whoa, I never rea-lized what I kiss could be. This could only happen to me



Can't you see, can't you see?



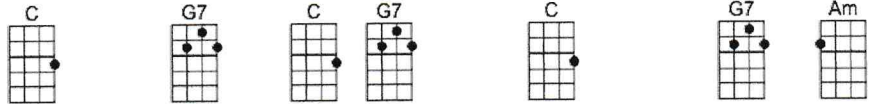
That when I tell you that I love you, oh, you're gonna say you love me too, oh



And when I ask you to be mine you're gonna say you love me too

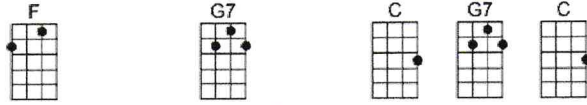


**p.2 I Should Have Known Better**

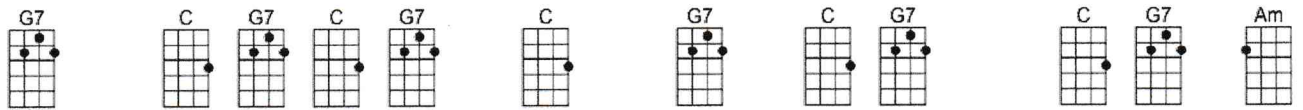


**G7 C G7 C G7**

So I should've rea-lized a lot of things be-fore. If this is love you gotta give me more



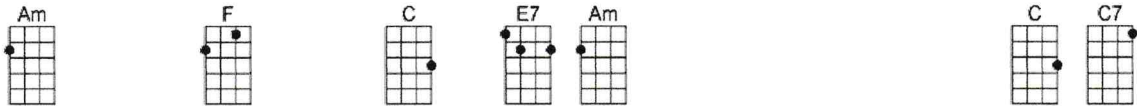
Give me more, hey hey hey, give me more



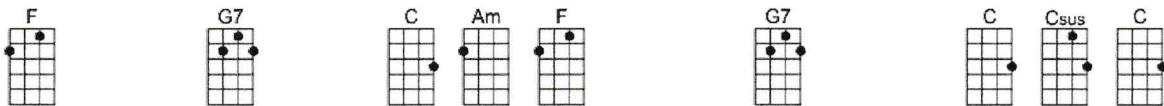
Whoa, whoa, I never rea-lized what I kiss could be. This could only happen to me



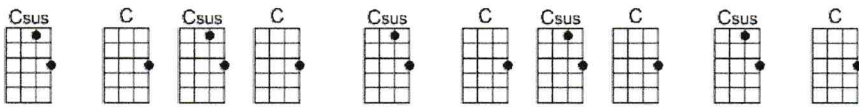
Can't you see, can't you see?



That when I tell you that I love you, oh, you're gonna say you love me too, oh



And when I ask you to be mine you're gonna say you love me too



You love me too, you love me too, you love me too.

# IF I Fell

and PAUL McCARTNEY

5

First note

Notice the relationship! A Hard Day's Night  
Same formation, down a fret. (1964) Album

Moderately Verse

G Am Bm Bb°7 Am7 D7

1. If I give my heart to you, I must be sure from the  
(2.) trust in you, oh, please don't run and hide. If I

G Am Bm Bb°7 Am7 D7

ver love - y you, start too, that oh, please would love me more than  
don't hurt my pride like

1. 2.

G Cm D7 G7 G7

her. 2. If I her. 'Cause I could - n't stand the pain. -

C Cm G D7

— And I — would be sad if our new love was in vain. 3. So I

Verse

G Am Bm Bb°7 Am7 D7 G Am Bm Bb°7

hope you see that I would love to love you and that she will

Am7 D7 G7 D7

cry when she learns we are two. — 'Cause I she learns we are two. -


Outro

G Cm G Cm G

— If I fell in love with you.

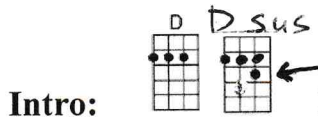
6

Help (1965) album

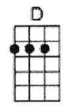


# TICKET TO RIDE - Lennon/McCartney

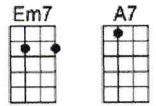
4/4 1...2...1234



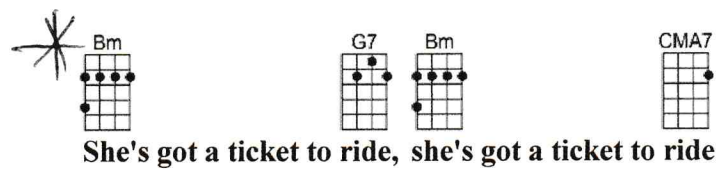
Adding ring finger for all Dsus chords. Hold the D chord formation and add the ring finger to make the Dsus



I think I'm gonna be sad, I think it's today, yeah!



The girl that's driving me mad is going a-way



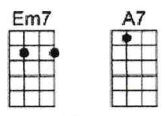
She's got a ticket to ride, she's got a ticket to ride



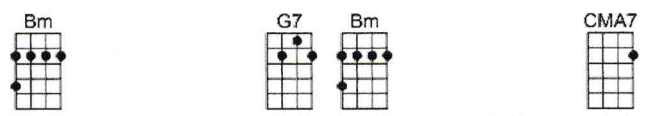
She's got a ticket to ride, and she don't care.



She said that living with me is bringing her down, yeah!



She would never be free when I was a-round



She's got a ticket to ride, she's got a ticket to ride



She's got a ticket to ride, and she don't care.

\* IF, the Bm chord is too difficult, play this ↓  
Bm7



The index finger across all four strings at the second fret.



p.2 Ticket To Ride



I don't know why she's riding so high, she oughta think twice, she oughta do right by me



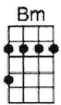
Be-fore she gets to saying goodbye, she oughta think twice, she oughta do right by me



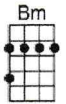
I think I'm gonna be sad, I think it's today, yeah!



The girl that's driving me mad is going a-way



She's got a ticket to ride, she's got a ticket to ride



She's got a ticket to ride, and she don't care.



My baby don't care.

My baby don't care.



My baby don't care.

My baby don't care.

7

Help  
(1965)

album

# Yesterday Beatles

Hear this song at: <http://www.youtube.com/watch?v=6-n1Ro456nA> (play along with capo at 5<sup>th</sup> fret – original key F)

From: Richard G's Ukulele Songbook [www.scorpex.net/Uke](http://www.scorpex.net/Uke)

[C] Yesterday

[E7] All my troubles seemed so [Am] far away [G] [F]  
Now it [G7] looks as though they're [C] here to stay  
Oh [Am] I be[D7]lieve in [F] yester[C]day

[C] Suddenly

[E7] I'm not half the man I [Am] used to be [G] [F]  
There's a [G7] shadow hanging [C] over me  
Oh [Am] yester[D7]day came [F] sudden[C]ly

[E7] Why she [Am] had [G] to [F] go

I don't [G7] know she wouldn't [C] say

[E7] I said [Am] some[G]thing [F] wrong

Now I [G7] long for yester[C]day [Csus4] [C]

[C] Yesterday

[E7] Love was such an easy [Am] game to play [G] [F]  
Now I [G7] need a place to [C] hide away  
Oh [Am] I be[D7]lieve in [F] yester[C]day

[E7] Why she [Am] had [G] to [F] go

I don't [G7] know she wouldn't [C] say

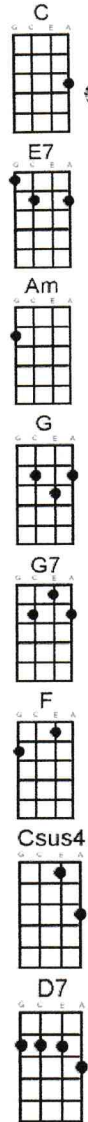
[E7] I said [Am] some[G]thing [F] wrong


Now I [G7] long for yester[C]day [C5] [Csus4] [C]

[C] Yesterday

[E7] Love was such an easy [Am] game to play [G] [F]  
Now I [G7] need a place to [C] hide away  
Oh [Am] I be[D7]lieve in [F] yester[C]day

[Am] Mm mm [D7] mm mm [F] mm mm [C] mm









Rubber Soul  
(1965) album

# NORWEGIAN WOOD - Beatles

6/8 123456

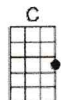
123 - 456

123 - 456 123 - 456 123 - 456

Intro: |  | |  |  |  | (X2)



I once had a girl, or should I say, she once had me



She showed me her room, isn't it good, Norwegian wood?

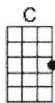


She asked me to stay and she told me to sit any-where



So I looked around and I noticed there wasn't a chair

Simply add pinky to existing G chords, to make a Gsus.



I sat on the rug, biding my time, drinking her wine



We talked until two and then she said, "It's time for bed"

123 - 456

123 - 456 123 - 456 123 - 456

Instrumental: |  | |  |  |  |

p.2. Norwegian Wood



She told me she worked in the morning and started to laugh



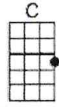
*add pinky finger to G chord.*



I told her I didn't, and crawled off to sleep in the bath



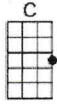
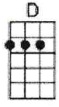
And when I awoke I was alone, this bird had flown



So I lit the fire, isn't it good, Norwegian wood?

1 2 3 - 4 5 C

1 2 3 - 4 5 6    1 2 3 - 4 5 6    1 2 3 - 4 5 6



Outro: |    | |    |    |



9

Revolver  
(1966) album

D7



G



## Paperback Writer

Beatles

Paperback writer, paperback writer,

Dear [D7] Sir or Madam, Will you read my book?  
It took me years to write, will you take a look?  
It's based on a novel by a man named Lear.  
and I need a job so I want to be a paperback [G] writer.  
paper back [D7] writer.

It's the dirty story of a dirty man and his clinging wife  
doesn't understand. His son is working for the Daily Mail.  
It's a steady job but he wants to be a paperback [G] writer.  
paper back [D7] writer.



It's a thousand pages give or take a few, I'll be writing more  
in a week or two. I can make longer if you like the style,  
I can change it round and I want to be a paperback [G] writer.  
paper back [D7] writer.

If you really like it you can have the rights,  
it could make a million for you overnight.  
If you must return it you can send it here,  
But I need a break and I want to be a paperback [G] writer.  
paper back [D7] writer.

(10)

Revolver  
(1966) album


F C (Bb) F  
 In the town where I was born  
 G7 C  
 Lived a man who sailed to sea  
 F C (Bb) F  
 And he told us of his life  
 G7 C  
 In the land of submarines




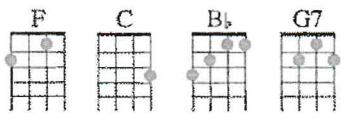
F C (Bb) F  
 So we sailed into the sun  
 G7 C  
 Till we found the sea of green  
 F C (Bb) F  
 And we lived beneath the waves  
 G7 C C7  
 In our yellow submarine

CHORUS:  
 F C  
 We all live in a yellow submarine  
 C F  
 Yellow submarine, yellow submarine  
 F C  
 We all live in a yellow submarine  
 C F  
 Yellow submarine, yellow submarine

F C (Bb) F  
 And our friends are all on board  
 G7 C  
 Many more of them live next door  
 F C (Bb) F  
 And the band begins to play  
 (on kazoos) F



Ta Da Da Da Da De De De De... CHORUS



F C (Bb) F  
 As we live a life of ease (life of ease)  
 G7 C  
 Everyone of us (everyone of us) has all we need (all we need)  
 F C (Bb) F  
 Sky of blue (sky of blue) and sea of green (sea of green)  
 G7 C C7  
 In our yellow (in our yellow) submarine (submarine AH HA!)



CHORUS TWICE, THEN REPEAT & FADE TO END

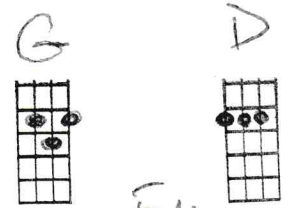
\* = Any chord within a parenthesis may be left out for a simpler version.

All you need is love

Magical Mystery Tour  
(1967) album

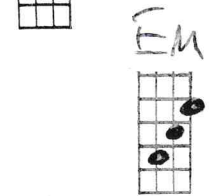
11

G D Em G D Em Am G D D7-G-D  
Love, Love, Love, Love, Love, Love, Love, Love, Love.



1. There's nothing you can do that can't be done,

G D Em



nothing you can sing that can't be sung,


G D Em

nothing you can say but you can learn how to play the game,

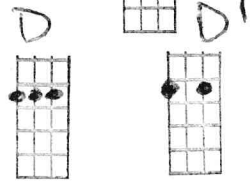
Am G D



D D7 G-D



it's easy.



2. Nothing you can make that can't be made,

G D Em

G D Em

no one you can save that can't be saved,

Am G D

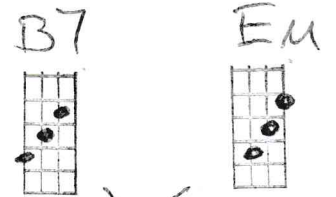
nothing you can do but you can learn how to be you in time,

D D7 G-D

it's easy.

G A D G A D  
All you need is love, all you need is love,

G B7 Em G C D7  
all you need is love, love, love is all you need.



G

3. Nothing you can know that isn't known,

G D Em

G D Em

nothing you can see that isn't shown,

Am G D

nowhere you can be that isn't where you're meant to be,

D D7 G-D

it's easy.

+ CHORUS

4. = 3 + CHORUS + CHORUS

Same exact formation  
All you have to do  
is 'slide' over to  
the Em from  
the B7. Keep  
the same exact  
hand formation.



12

The White Album  
(1968) album


Revolution


1. Ah! You say you want a Revolution, well, you know,




G ~ ~ D      G       C 

G  
we all want to change the world.

C  
You tell me that it's evolution, well, you know,

D   
we all want to change the world.

Am       D  
But when you talk about destruction,

Am      F      G      E7 - D     
don't you know that you can count me out.

G      C - G      C - G      C - D ~   
Don't you know it's gonna be alright, alright, alright.




G      C  
2. You say you got a real solution, well, you know,

G  
we'd all love to see the plan.

C  
You ask me for a contribution, well, you know,

D  
we're all doing what we can.

Am      D  
But if you want money for people with minds that hate,

Am      F      G      E7 - D     
all I can tell you is brother you have to wait.

G      C - G      C - G      C - D ~   
Don't you know it's gonna be alright, alright, alright.



13

# The White Album (1968)

## Back In The U.S.S.R Beatles

Hear this song at: <http://www.youtube.com/watch?v=7032cVvCkug>

From Richard G's Ukulele Songbook [www.scorpex.net/Uke](http://www.scorpex.net/Uke)

[D] [D] [D] [D7] Ohhh

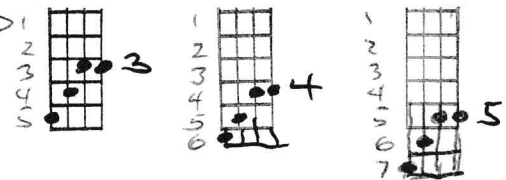
[G] Flew in from Miami Beach B [C] O A C [Bb] didn't get to bed last [C] night

[G] On the way the paper bag was [C] on my knee

[Bb] Man I had a dreadful [C] flight

[C] I'm back in the U.S.S.[G]R. [Bb] you don't know how lucky you [C] are boy

Back in the U.S.S.[G]R. [C] ~~[C#7]~~ [D7]



[G] Been away so long I hardly [C] knew the place

[Bb] Gee it's good to be back [C] home

[G] Leave it till tomorrow to un[C]pack my case

[Bb] Honey disconnect the [C] phone

[C] I'm back in the U.S.S.[G]R. [Bb] you don't know how lucky you [C] are boy

[C] Back in the U.S. Back in the U.S. Back in the U.S.S.[G]R. [G7]

Well the [C] Ukraine girls really knock me out they [G] leave the West behind

And [C] Moscow girls make me sing and shout

That [D] Georgia's always on my mi mi [C] mi mi mi mi [G] mind [C] [C#7] [D7]

Solo (verse chords) [G] [C] [Bb] [C] [G] [C] [Bb] [C]

I'm back in the U.S.S.[G]R. [Bb] you don't know how lucky you [C] are boy

Back in the U.S.S.[G]R. [G7]

Well the [C] Ukraine girls really knock me out they [G] leave the West behind

And [C] Moscow girls make me sing and shout

That [D] Georgia's always on my mi mi [C] mi mi mi mi [G] mind [C] [C#7] [D7]

Oh [G] show me 'round your snow-peaked mountains [C] way down south

[Bb] Take me to your daddy's [C] farm

[G] Let me hear your balalaikais [C] ringing out

[Bb] Come and keep your comrade [C] warm

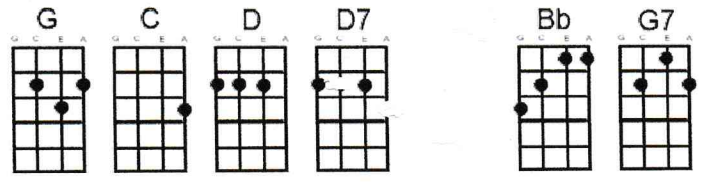
I'm back in the U.S.S.[G]R. [Bb] you don't know how lucky you [C] are boy

Back in the U.S.

Back in the U.S.

Back in the U.S.S.[G]R.

1 2 3 4 cut! //



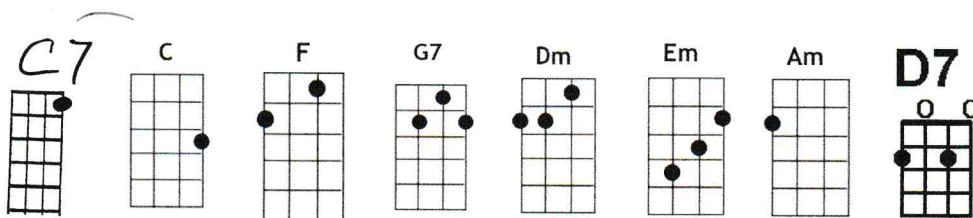
14

Ukulele - 4 chord songs (Key of C)

The White Album  
(1968)

# I Will

Lennon / McCartney (1968)



Standard time / Each chord = 2 beats / Try a swing strum pattern

**Intro: C Am Dm G7**

**C Am Dm G7 C Am Em**  
 Who knows how long I've loved you... you know I love you still

**F G7 C Am F G7 C**  
 Will I wait a lonely lifetime?... If you want me to, I will

**C Am Dm G7 C Am Em**  
 For if I ever saw you... I didn't catch your name

**F G7 C Am F G7 C C7**  
 But it never really mattered... I will always feel the same

**F G7 C Am F G7 C**  
 Love you for-e-ver and for-e-ver, love you with all my heart

**F G7 C Am D7 G7**  
 Love you when-e-ver we're tog-eth-er, love you when we're a-part

**C Am Dm G7 C Am Em**  
 And when at last I find you... your song will fill the air

**F G7 C Am F G7 C Am**  
 Sing it loud so I can hear you... make it easy to be near you




**F G7 Am C F G7 C**  
 For the things you do endear you to me... you know I will

(15)

# The White Album (1968) album

Birthday

\* 4 2 2 2 2  
A-D-A-E<sup>7</sup>-A



1. You say it's your birthday, it's my birthday too, yeah,

D - A they say it's your birthday, we're gonna have a good time.

E7 - A I'm glad it's your birthday, happy birthday to you. E7 (4X) STRUM

E7 Yes, we're going to a party party! (3x)

C G C G I would like you to dance, birthday, take a cha - cha - cha chance,

C G C G E7 birthday, I would like you to dance, birthday dance.

Sing: Do-Do, etc. to the Blues progression 2X  
A-D-A-E<sup>7</sup>-A~~

C G C G I would like you to dance, birthday, take a cha - cha - cha chance,

C G C G -E7 birthday, I would like you to dance, birthday dance.

A Sing: Do-Do, etc. before each lyric phrase.

2. You say it's your birthday, it's my birthday too, yeah,

D - A they say it's your birthday, we're gonna have a good time.

E7 - A I'm glad it's your birthday, happy birthday to you.


(The Beatles)

\* 4 = 4 measures of 4/4 time. 2 = 2 measures of 4/4 time.

Ex: 1234, 2234, 3234, 4234 1234, 2234



# All Together Now




The Beatles  
Yellow Submarine 1969

F C7  
One, two, three, four, can I have a little more?  
F C F  
Five, six, seven, eight, nine, ten... I love you!

F C7  
A, B, C, D, can I bring my friend to tea?  
F C F  
E, F, G, H, I, J, ... I love you!

Bb  
Bom-bom-bom.. sail the ship,  
F  
Bom-bom-bom.. chop the tree,  
Bb  
Bom-bom-bom.. skip the rope  
C7  
Bom-bom-bom.. look at me!



Chorus: F All together now (all together now)  
All together now (all together now)

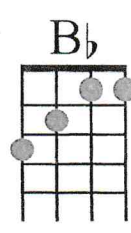


C7 All together now (all together now)  
F All together now (all together now)



F C7  
Black, white, green, red, can I take my friend to bed?  
F C F  
Pink, brown, yellow, orange and blue... I love you!

Chorus 2X



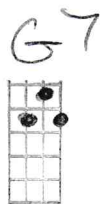
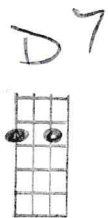
Bb  
Bom-bom-bom.. sail the ship,  
F  
Bom-bom-bom.. chop the tree,  
Bb  
Bom-bom-bom.. skip the rope  
C7  
Bom-bom-bom.. look at me!

Chorus: F 3X All together now (all together now)  
All together now (all together now)

C7 All together now (all together now)  
F  
All to - ge - ther now!



(17)



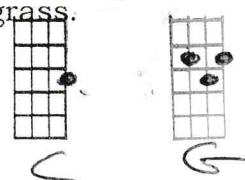
Let It Be  
(1970) album

# Get Back

John Lennon & Paul McCartney

[D7] Jojo was a man who thought he was a loner [G7] but he knew it wouldn't [D7] last.  
Jojo left his home in Tucson, Arizona [G7] for some California [D7] grass.

Get Back, Get Back, Get [G7] Back to where you once belonged. [D7]  
Get Back, Get Back, Get [G7] Back to where you once belonged. [D7]



Get Back Jojo

Get Back, Get Back, Get [G7] Back to where you once belonged. [D7] C G  
Get Back, Get Back, Get [G7] Back to where you once belonged. [D7]

Sweet Loretta Martin thought she was a woman, [G7] but she was another [D7] man.  
All the girls around her say she's got it coming, [G7] but she gets it while she [D7] can.  
Get Back, Get Back, Get [G7] Back to where you once belonged. [D7]

Get Back Loretta — Repeat the verse with no lyrics.

Get Back, Get Back, Get [G7] Back to where you once belonged. [D7]  
Get Back, Get Back, Get [G7] Back to where you once belonged. [D7]  
Get Back, Get Back, Get [G7] Back to where you once belonged. [D7]

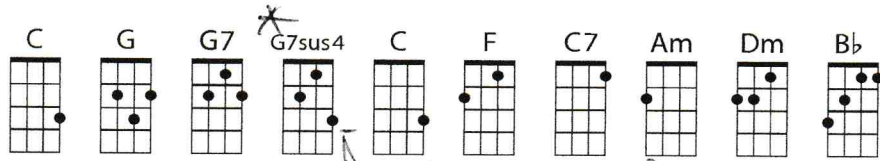
\* First "Get Back" only, Second "Get Back" No.



Hey Jude  
(1970) album

# HEY JUDE

John Lennon and Paul McCartney



add pinky finger

Sing G

Hey | [C] Jude, don't make it | [G] bad, Take a | [G7] sad [G7SUS4] song and make it |  
 | [C] better, Re - | [F] member to let her into your | [C] heart. Then you can |  
 | [G7] start to make it bet - | [C] ter. Hey |

[C] Jude, don't be a -	[G] fraid. You were	[G7] made [G7SUS4] to go out and
[C] get her. The	[F] minute you let her under your	[C] skin. Then you be -
[G7] gin to make it bet -	[C] ter	[C7] And anytime you feel the

[F] pain, hey [Am] Jude, re -	[Dm] frain, Don't [F] carry the	
[G7] world upon your	[C] shoulders	[C7] For well you know that it's a
[F] fool who [Am] plays it cool	[Dm] By mak - [F] ing his	
[G7] world a litt le cold -	[C] er dah dah dah	
[C7] Nah nah (**only 2 beats**)	[G7] nah nah nah nah	[G7] Hey

[C] Jude, don't let me	[G] down. You have	[G7] found [G7SUS4] her, now go and
[C] get her. Re -	[F] member to let her into your	[C] heart. Then you can
[G7] start to make it bet -	[C] ter	[C7] So let it out and let it

[F] in, hey [Am] Jude, be -	[Dm] gin. You're wait -	[F] ing for some -
[G7] one to per -	[C] form with	[C7] And don't you know that it's just
[F] you, hey [Am] Jude, you'll	[Dm] do. The move - [F] ment you	
[G7] need is on your should -	[C] er Nah nah nah	
[C7] Nah nah (**only 2 beats**)	[G7] nah nah nah nah yeah	[G7] Hey

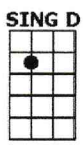
[C] Jude, don't make it	[G] bad, Take a	[G7] sad [G7sus4] song and make it
[C] better. Re -	[F] member to let her under your	[C] skin. Then you'll be -
[G7] gin to make it	Bet- [C] ter better, better, better	[C] better, better, oh

| [C] Nah nah nah | [Bb] nah nah nah nah | [F] nah nah nah, nah hey | [C] Jude |  
 | [C] Nah nah nah | [Bb] nah nah nah nah | [F] nah nah nah, nah hey | [C] Jude |  
 repeat and fade

\* Like all the previous Sus (or, Suspended) chords, the G7sus4 chord is a simple matter of adding the pinky finger on the 3rd fret, 1st string.

19

Let It Be  
(1970) album

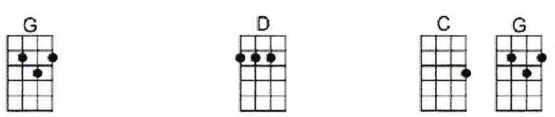


# LET IT BE

w.m. John Lennon, Paul McCartney  
4/4 1...2...123



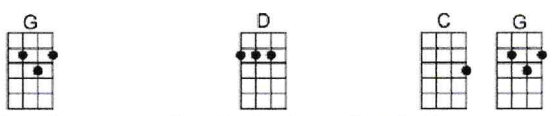
When I find myself in times of trouble, Mother Mary comes to me



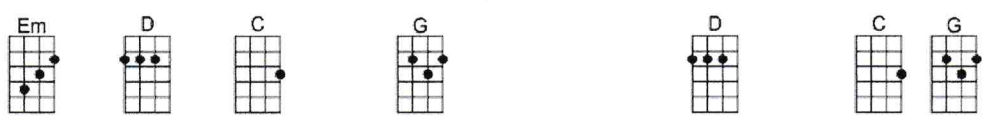
Speaking words of wisdom, Let it Be



And in my hour of darkness she is standing right in front of me



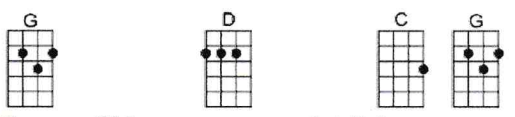
Speaking words of wisdom, Let it Be




Let it be, let it be, let it be, yeh, let it be, whisper words of wisdom, L I B



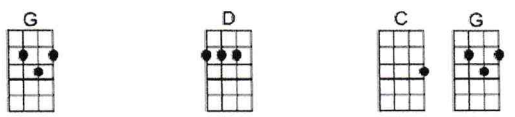
And when the broken hearted people living in the world agree



There will be an answer, let it be

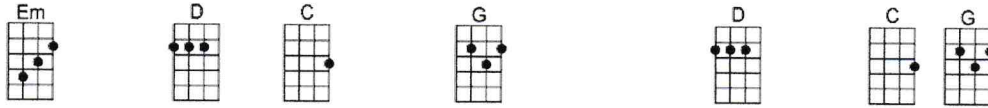


For though they may be parted, there is still a chance that they will see



There will be an answer, let it be.

Let It Be p.2



Let it be, let it be, let it be, yeh, let it be, there will be an answer, L I B



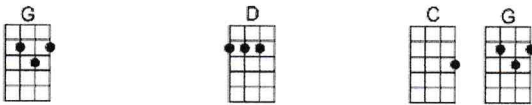
And when the night is cloudy there is still a light that shines on me



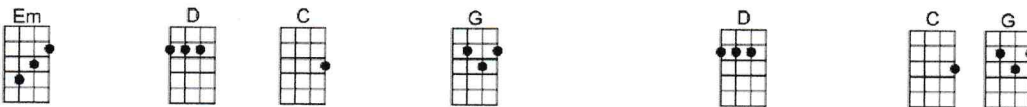
Shine until tomorrow, let it be.



I wake up to the sound of music, Mother Mary comes to me



Speaking words of wisdom, let it be.



Let it be, let it be, let it be, yeh, let it be, whisper words of wisdom, let it be.