

# My Sweet Lord



key:G, artist:George Harrison writer:George Harrison

Intro:

My sweet [Dm] lord [G] Hm my [Dm] lord [G] Hm my [Dm]  
lord [G]  
I really want to [C] see you [Am]  
Really want to [C] be with you [Am] really want to [C] see you  
lord  
But it [Bbdim] takes so long my [Dm] lord [G]

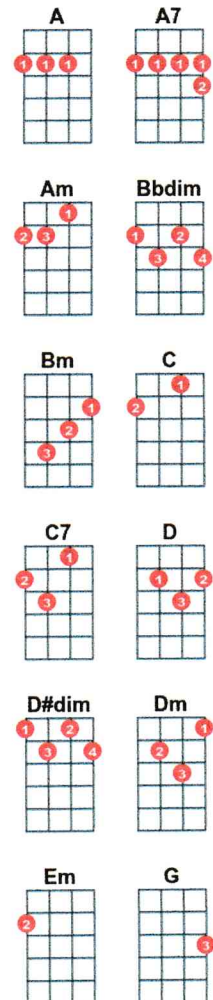
My sweet [Dm] lord [G] Hm my [Dm] lord [G] Hm my [Dm]  
lord [G]  
I really want to [C] see you [Am]  
Really want to [C] be with you [Am] really want to [C] see you  
lord  
But it [Bbdim] takes so long my [Dm] lord [G]

My sweet [Dm] lord [G] Hm my [Dm] lord [G] Hm my [Dm]  
lord [G]  
I really want to [C] know you [Am] really want to [C] go with  
you [Am]  
Really want to [C] show you lord  
That it [Bbdim] won't take long my [Dm] lord [G]

My sweet [Dm] lord [G] Hm my [Dm] lord [G] My sweet [Dm]  
lord [G]  
I really want to [C] see you really want to [C7] see you  
Really want to [A7] see you lord really want to [D] see you lord  
But it [D#dim] takes so long my [Em] lord [A]

My sweet [Em] lord [A] hm my [Em] lord [A] my my my [Em] lord [A]  
I really want to [D] know you [Bm] really want to [D] go with you [Bm]  
Really want to [D] show you lord  
That it [D#dim] won't take long my [Em] lord [A]  
[Em] Hmm [A] My sweet [Em] lord [A] My my [Em] lord [A]  
I really want to [D] see you [Bm] really want to [D] be with you [Bm]  
Really want to [D] see you lord but it [D#dim] takes so long my [Em] lord [A]

My [Em] lord [A] my my my [Em] lord [A] my [Em] sweet lord [A]  
Oooh [Em] oooh [A]  
I really want to [D] see you [Bm] really want to [D] be with you [Bm]  
Really want to [D] see you lord but it [D#dim] takes so long my [Em] lord [A]  
My [Em] lord [A] my my my [Em] lord [A] my [Em] sweet lord [A] ↓[D] (Stop  
on 1)



# Handle With Care

Play along w/ this video on my **(2)**  
 YouTube George Harrison Playlist  
 on my website.

key:G, artist:Traveling Wilburys writer:Bob Dylan, Jeff Lynne, Tom Petty, George Harrison, Roy Orbison

[D]// [C]// [G]//// [D]// [C]// [G]////  
 [D] Been beat [C] up and [G] battered 'round,  
 [D] been sent [C] up, and I've [G] been shot down  
 [C] You're the best thing that [G] I've ever [Em] found  
 [C] handle [D] me with [G] care

[D] Repu-[C]tations [G] changeable,  
 [D] situ-[C]ations [G] tolerable  
 [C] But baby, you're [G] ador-[Em]able  
 [C] handle me with [D] care

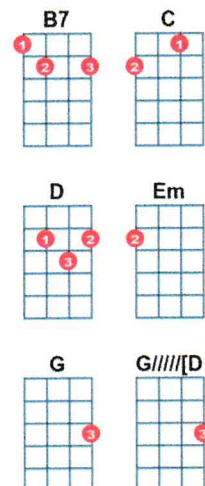
[G] I'm so [B7] tired of [C] being [D] lonely,  
 [G] I still [B7] have some [C] love to [D] give  
 [G] Won't you [B7] show me [C] that you [D] really [G] care  
 Every-[C]body's, got somebody, to [G] lean on  
 Put your [C] body, next to mine, and [D] dream on

[D] I've been fobbed [C] off, and [G] I've been fooled,  
 [D] I've been [C] robbed and [G] ridiculed  
 [C] In day care centers and [G] night [Em] schools  
 [C] handle [D] me with [G] care  
 [D]// [C]// [G]//// [D]// [C]// [G]////  
 [D] Been stuck in [C] airports, [G] terrorized,  
 [D] sent to [C] meetings, [G] hypnotized  
 [C] Overexposed, [G] commercial-[Em]ized  
 [C] handle me with [D] care

[G] I'm so [B7] tired of [C] being [D] lonely,  
 [G] I still [B7] have some [C] love to [D] give  
 [G] Won't you [B7] show me [C] that you [D] really [G] care  
 Every-[C]body's, got somebody, to [G] lean on  
 Put your [C] body, next to mine, and [D] dream on

[D] I've been up-[C]tight and [G] made a mess,  
 [D] but I'll [C] clean it up my-[G]self, I guess  
 [C] Oh, the sweet [G] smell of su-[Em]ccess;  
 [C] handle [D] me with [G] care /// (Slap uke w/ palm on 4)  
 [D] Repu-[C]tations [G] changeable,  
 [D] situ-[C]ations [G] tolerable  
 [C] But baby, you're [G] ador-[Em]able;  
 [C] handle me with [G] care

[D]// [C]// [G]//// [D]// [C]// ↓ [G] (Stop on 1)





# While My Guitar Gently Weeps

③

key: Gm, writer: George Harrison

I [Gm] look at you [Gm7] all, see the [C7] love there that's [Eb] sleeping,

[Gm] While my old [F] uke gently [C] weeps [D]

I [Gm] look at the [Gm7] floor and I [C7] see it needs [Eb] sweeping

[Gm] Still my old [F] uke gently [Bb] weeps. [D7]

[G] I don't know [Bm] why [Em] nobody [G] told you

[Am] How to unfold your [D] love

[G] I don't know [Bm] how [Em] someone con-[G]trolled you

[Am] They bought and sold [D7] you.

I [Gm] look at the [Gm7] world and I [C7] notice it's [Eb] turning

[Gm] While my old [F] uke gently [C] weeps [D]

With [Gm] every mis [Gm7] take we must [C7] surely be [Eb] learning

[Gm] Still my old [F] uke gently [Bb] weeps. [D7]

[G] I don't know [Bm] why [Em] you were di-[G]verted

[Am] You were perverted [D] too

[G] I don't know [Bm] how [Em] you were in-[G]verted

[Am] No-one alerted [D7] you.

*Alternate verse from LOVE version*

I [Gm] look from the [Gm7] wings, at the [C7] play you are [Eb] staging

[Gm] While my old [F] uke gently [C] weeps [D]

As [Gm] I'm sitting [Gm7] here, doing [C7] nothing but [Eb] aging

[Gm] Still my old [F] uke gently [Bb] weeps. [D7]

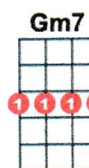
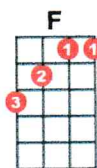
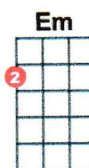

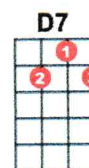
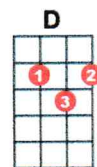
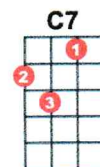
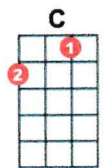
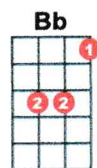
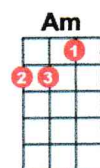
I [Gm] look at you [Gm7] all see the [C7] love there that's [Eb] sleeping,

[Gm] While my old [F] uke gently [C] weeps [D]

[Gm] Look at you [Gm7] all . . . [C7] [Eb]

[Gm] Still my old [F] uke gently [Bb] weeps. [D7]

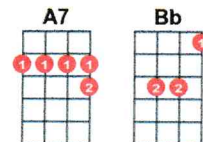
[Gm] Still my old [F] uke gently [Bb] weeps [D7] ↓ [Gm] (Stop on 1)



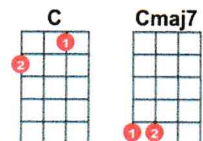
# Here Comes the Sun

key:G, artist:The Beatles writer:George Harrison

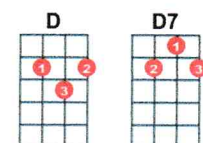
[G] Here comes the sun, du, du, du, du,  
 [Cmaj7] Here comes the [A7] sun  
 And I say, [G] it's alright. ↓[C]↑[C]↓[C]↑[G]↑[G] |  
 ↓[D]↑[D]↓[D]↑[D] [G] (2,3,4)



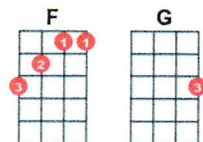
[G] Little darling, it's been a [Cmaj7] long cold lonely [D] winter.  
 [G] Little darling, it feels like [Cmaj7] years since it's been [D]  
 here.



[G] Here comes the sun, du, du, du, du,  
 [Cmaj7] Here comes the [A7] sun  
 And I say, [G] it's alright. ↓[C]↑[C]↓[C]↑[G]↑[G] |  
 ↓[D]↑[D]↓[D]↑[D] [G] (2,3,4)



[G] Little darling, the smile's [Cmaj7] returning to their [D]  
 faces.



[G] Little darling, it seems like [Cmaj7] years since it's been [D]  
 here.

[G] Here comes the sun, du, du, du, du,  
 [Cmaj7] Here comes the [A7] sun  
 And I say, [G] it's alright. ↓[C]↑[C]↓[C]↑[G]↑[G] | ↓[D]↑[D]↓[D]↑[D] [G] (2,3,4)  
 (Single chord down strokes) *strum*  
 [Bb]Sun, [F]sun, [C]sun, here it [G] comes [D7] x5  
 [D7] (3 bars)

[G] Little darling, I feel the [Cmaj7] ice is slowly [D] melting.  
 [G] Little darling, it seems like [Cmaj7] years since it's been [D] clear.  
 [G] Here comes the sun, du, du, du, du,  
 [Cmaj7] Here comes the [A7] sun

And I say, [G] it's alright. ↓[C]↑[C]↓[C]↑[G]↑[G] | ↓[D]↑[D]↓[D]↑[D] [G] (2,3,4)  
 [G] Here comes the sun, du, du, du, du,  
 [Cmaj7] Here comes the [A7] sun  
 And I say, [G] it's alright. ↓[C]↑[C]↓[C]↑[G]↑[G] | ↓[D]↑[D]↓[D]↑[D]↓[G] (Stop  
 on 1)

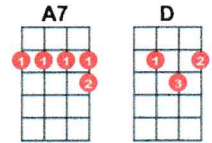


# End Of The Line

Play along w/ this video on my YouTube  
George Harrison Playlist on my website.

key:D, artist:Travelling Wilburys writer:George Harrison

Intro: [G]////|[D]/[D]/|[G]////|[A7]/[D]/|  
[G]////|[A7]/[D]/[A7]/[D]////|1,2,3 "Well it's ..."



[D] Well it's all right riding a-[A7]round in the [G] breeze  
Well it's [D] all right if you live the [A7] life you [D] please  
[D] Well it's all right doing the [A7] best you [G] can  
Well it's [D] all right as long as you [A7] lend a [D] hand

[G] You can sit around and wait for the [D] phone to ring (at the end of the line)

[G] Waiting for someone to tell you [D] everything (at the end of the line)

[G] Sit around and wonder what tomorrow will [D] bring (at the end of the line)

Maybe a [A7] diamond ring



Well it's [D] all right even if they [A7] say you're [G] wrong  
Well it's [D] all right sometimes you [A7] gotta be [D] strong  
[D] Well it's all right as long as you got [A7] somewhere to [G] lay  
Well it's [D] all right everyday is [A7] judgment [D] day

[G] Maybe somewhere down the road a-[D]ways (at the end of the line)

[G] You'll think of me wonder where I am these [D] days (at the end of the line)

[G] Maybe somewhere down the road when some-[D]body plays (at the end of the line)

[A7] Purple haze

Well it's [D] all right even when [A7] push comes to [G] shove

Well it's [D] all right if you got [A7] someone to [D] love

[D] Well it's all right everything'll [A7] work out [G] fine

Well it's [D] all right we're going to the [A7] end of the [D] line

[G] Don't have to be ashamed of the car I [D] drive (at the end of the line)

[G] I'm glad to be here happy to be a-[D]live (at the end of the line)

[G] It don't matter if you're by my [D] side (at the end of the line)

I'm [A7] satisfied

Well it's [D] all right even if you're [A7] old and [G] gray

Well it's [D] all right you still got [A7] something to [D] say

[D] Well it's all right remember to [A7] live and let [G] live

Well it's [D] all right the best you can [A7] do is for [D] give

[D] Well it's all right riding a-[A7]round in the [G] breeze  
Well it's [D] all right if you live the [A7] life you [D] please  
[D] Well it's all right even if the [A7] sun don't [G] shine  
Well it's [D] all right we're going to the [A7] end of the [D] line

5

[G]/////[D]/[D]/|[G]/////[A7]/[D]/|[G]/////[A7]/[D]/[A7]/[D]/↓[D] (stop  
on 1)



Play along w/ this video on my YouTube.  
George Harrison Playlist on my website.

# If Not For You

key:G, artist:George Harrison writer:Bob Dylan

(Strum G chord) 1,2,3,4||[G]///↓[D][C]///||[G]///↓[D][C]/ "If not for|you...

If Not For [G] You [D] [C]  
Babe, I couldn't even [G] find the door [D] [C]  
I couldn't even [G] see the floor [D] [C]  
I'd be sad and [Am] blue  
If Not For You [G] [D] [C] [G] [D] [C]

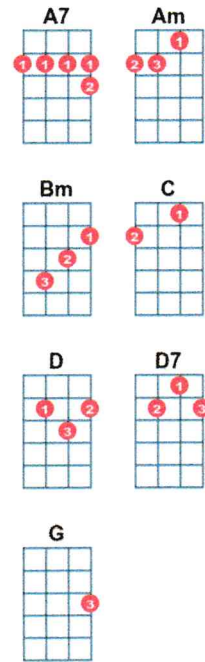
If not for [G] you [D] [C]  
Babe the night would see me [G] wide awake [D] [C]  
The day would surely [G] have to break [D] [C]  
It would not be [Am] new  
If Not For You [G] [D] [C] [G] [D] [C]

If Not For You my [G] sky would fall,  
[D7] rain would gather [G] too.  
[C] without your love I'd be [G] nowhere at all,  
I'd be [A7] lost If Not For [Bm] You [Am] oo [G] oo ↓[D7] (Cut)

[NC] If Not For [G] You [D] [C]  
The winter would [G] hold no spring [D] [C]  
Couldn't hear a [G] robin sing [D] [C]  
I just wouldn't have a [Am] clue  
If Not For [G] You [D] [C]

If Not For You my sky [G] would fall,  
[D7] rain would gather [G] too.  
[C] without your love I'd be [G] nowhere at all,  
I'd be [A7] lost If Not For [Bm] You [Am] oo [G] oo ↓[D7] (Cut)

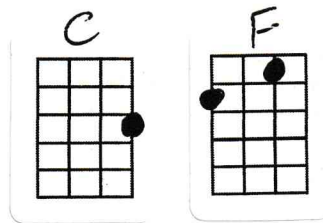
[D7] If Not For [G] You [D] [C]  
The winter would [G] hold no spring [D] [C]  
Couldn't hear a [G] robin sing [D] [C]  
I just wouldn't have a [Am] clue  
If Not For [G] You ↓[D][C]///||[G]///↓[D][C]///||↓[G] (Stop on 1)



# All Things Must Pass - George Harrison

## INTRO

| C // | F // | C // | F // |  
| C // | F // | C // | F // |



## VERSE 1

[C] Sunrise doesn't [F] last all [C] morning, [F]

[C] A [F] cloudburst doesn't [C] last all [F] day

[C] Seems my [F] love is up and has [C] left you with no [F] warning

[C] But it's not [F] always going to [C] be this [F] grey



## CHORUS

[Gm] All things must [F] pass,

[C] All things must [F] pass a [C] way

## VERSE 2

[C] Sunset doesn't [F] last all [C] evening, [F]

[C] A [F] mind can blow those [C] clouds a [F] way

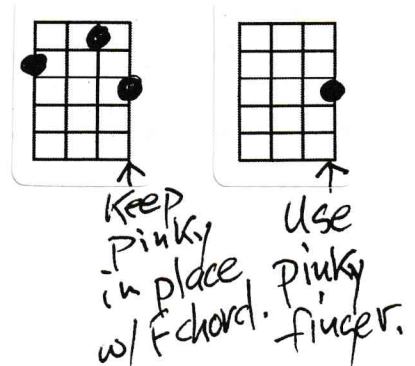
[C] After all [F] this my love is [C] up and must be [F] leaving

[C] It's not [F] always going to [C] be this [F] grey

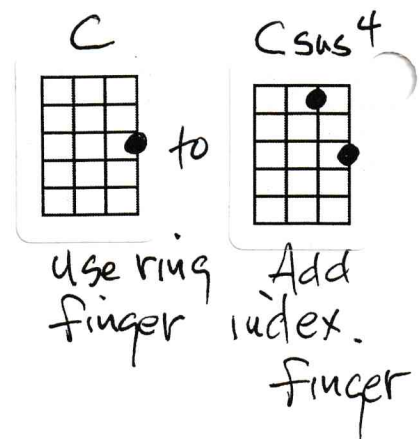
## CHORUS

[Gm] All things must [F] pass,

Variation 1  
F/C C



Variation 2



Note: Variations 1 & 2  
can be substituted  
for the C to F  
chord progression.

G-C-E-A

To page 2  
→



[C]All things must [F]pass a[C]way

MIDDLE 8

[Gm]All things must [F]pass,

[Gm]None of life's strings can [F]last

VERSE 3 (variation)

So I [C]must be on my way and [F] face another day

Now the [C]darkness only [F]stays at [C]nighttime, [F]

[C]In the [F]morning it will [C]fade away [F]

[C]Daylight is [F]good at a[C]riving at the [F]right time

[C]It's not [F]always going to [C]be this [F] grey

CHORUS

[Gm]All things must [F]pass,

[C]All things must [F]pass a[C]way (Repeat Chorus)

# Photograph

key:A, artist:Ringo Starr writer:Ringo Starr, George Harrison

(Strum A chord) 1,2,3,4 || [A]//// | [A7]//// || 2X

[D] Every time I see your face,  
It re-[G]minds me of the [D] places we used to [A] go. [A7]  
[D] But all I've got is a photograph,  
And I [G] realize you're not [D] coming back any-[A]more. [A7]

[F#] I thought I'd make it,  
The [Bm] day you went away.  
[F#] But I can't make it,  
'Til you come [Bm] home again to [A] stay.

[D] I can't get used to living here  
While my [G] heart is broke, my [D] tears are cried for [A] you  
[A7]  
I [D] want you here to have and hold  
As the [G] years go by, and [D] we grow old and [A] grey. [A7]

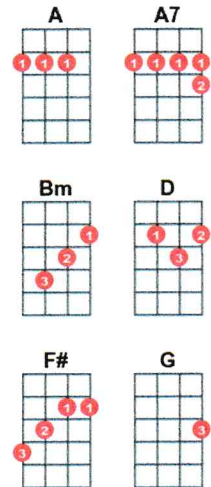
[D] [G] [D] [A] [A7] [D] [G] [D] [A] [A7]

[F#] Now you're expecting me, to [Bm] live without you.  
[F#] But that's not something, that I'm [Bm] looking forward [A] to.

[D] I can't get used to living here,  
While my [G] heart is broke, my [D] tears are cried for [A] you. [A7]  
I [D] want you here to have and hold,  
As the [G] years go by, and [D] we grow old and [A] grey. [A7]

[D] Every time I see your face,  
It re-[G]minds me of the [D] places we used to [A] go. [A7]  
But [D] all I've got is a photograph,  
And I [G] realize you're not [D] coming back any-[A]more. [A7]

[D] Every time I see your face,  
It re-[G] minds me of the [D] places we used to [A] go. [A7]  
But [D] all I've got is a photograph,  
And I [G] realize you're not [D] coming back any-[A]more.[A7]//// | /↓(Stop on 1)



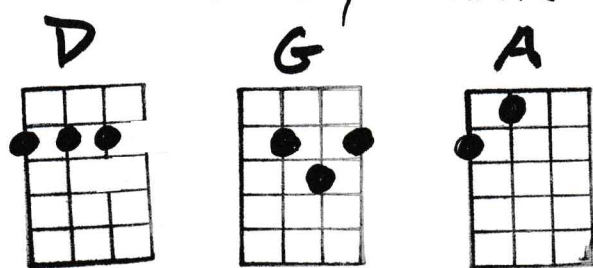


Any road

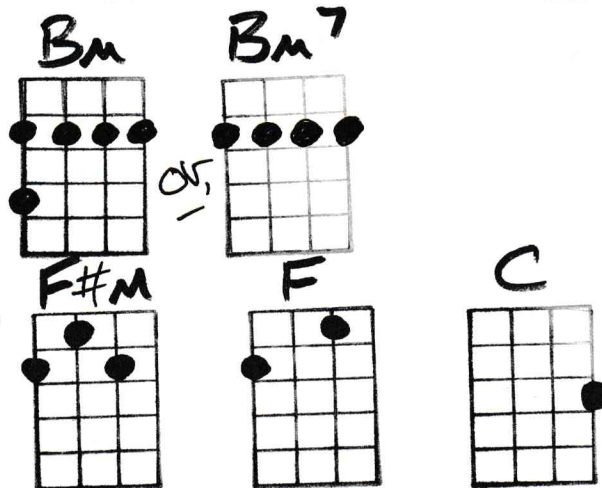
Play along w/ this video in my 8 George Harrison YouTube Playlist on my website.

D - G - D - A - D - A - D (2x)

1. Oh, I've been traveling on a boat and a plane,  
in a car, on a bike, with a bus and a train.



Traveling there and traveling here,  
everywhere in every gear.



But, oh, Lord, we pay the price,  
with a spin of a wheel, with a roll of a dice.  
Ah, yeah, you pay your fare,

and if you don't know where you're going,  
any road will take you there.

+ D - G - D - A - D - A - D

2. And I've been traveling through the dirt and the grime,  
from the past to the future through the space and the time.

Traveling deep beneath the waves,  
in watery grottoes and mountainous caves.

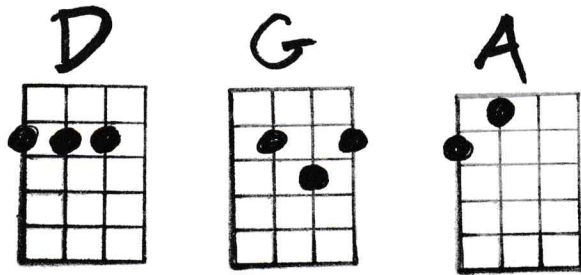
But, oh Lord, we've got to fight  
with the thoughts in the head with the dark and the light.

No use to stop and stare,  
and if you don't know where you're going,

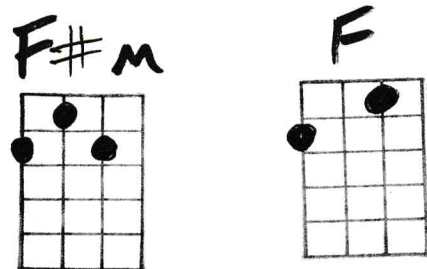
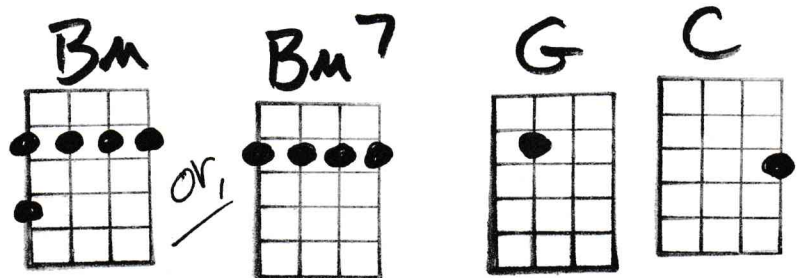
G - C - E - A

8

4. I keep traveling around the bend,  
there was no beginning, there is no end.  
It wasn't born and never dies  
there are no edges, there is no sides.



Oh, yeah, you just don't win,  
it's so far out, the way out is in.



Bow to God and call him Sir,  
and if you don't know where you're going,  
any road will take you there.

And if you don't know where you're going,  
any road will take you there.

And if you don't know where you're going,  
any road will take you there.

+ D - G - D - A - D - A - D (4x) + D - G - D  
Stop on 1



**G** **D**////  
any road will take you there.

+ **D**-**G**-**D** - **A**-**D**-**A**-**D**  
// // //

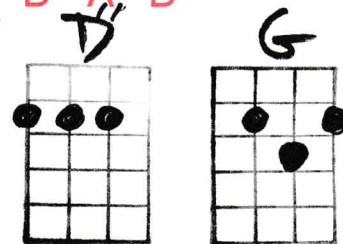
8

**Bm** Bridge:

You may not know where you came from,

**A** **G** **D**  
may not know who you are,

**Em** **F#** **Bm** - **A** **E7** **A**  
may not have even wondered how you got this far.

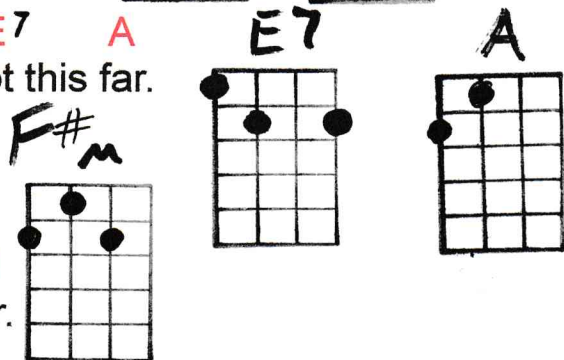


**D** **G** **D**  
3. I've been traveling on a wing and a prayer

**A** **D** **A** **D**  
by the skin of my teeth, by the breadth of a hair.

**D** **G** **D**  
Traveling where the four winds blow,

**A** **D** **A** **D**  
with the sun on my face, in the ice and the snow.



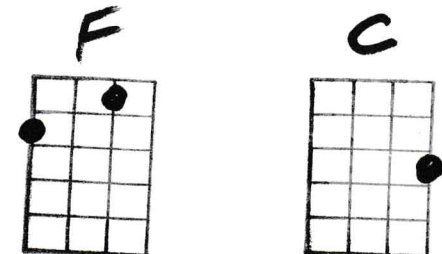
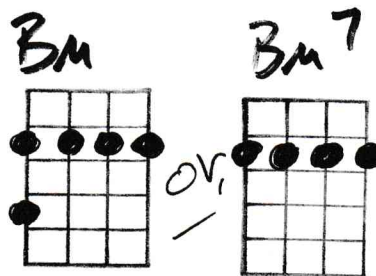
**G** **D** **A** **Bm**  
But, ooooo, it's a game,

**C** **G** **A**  
sometimes you're cool, sometimes you're lame.

**G** **F#m** **A** **Bm**  
Ah, yeah, it's somewhere,

**F** **C**  
and if you don't know where you're going,

**G** **D**////  
any road will take you there. + **D**-**G**-**D** - **A**-**D**-**A**-**D** (2x)  
//// // //



**G** **D** **A** **Bm**  
But, oh Lord, we pay the price,

**C** **G** **A**  
with the spin of the wheel, with the roll of the dice.

**G** **F#m** **A** **Bm**  
Ah, yeah, you pay your fare,

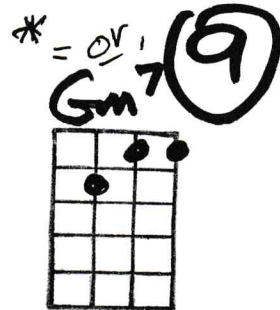



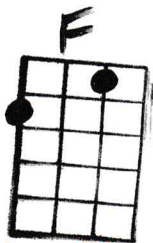
**F** **C**  
and if you don't know where you're going,

**G** **D**////  
any road will take you there. + **D**-**G**-**D** - **A**-**D**-**A**-**D**  
//// // //

You

F - Am - Bb - C (2x)

F - Am Bb - C F - Am Bb - C

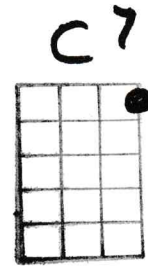
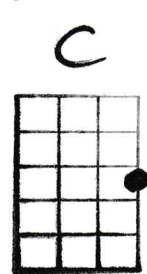


1. I (4) I (4) love, love,

C C C7 F - Am Bb - C F - Am Bb - C  
and I, and I lo.....ve you, oh, you, you, yeah, you!

2. And you, you love, love,

C C C7 F - Am Bb - C  
and you, yes, you, you lo.....ve me, yeah, you,  
F - Am Bb - C  
you, yeah, you!




EB CHORUS

EB Bb Am  
And when I'm holding you, ooh, what a feeling!

EB Bb Am  
seems so good to be true that I'm telling you all

that Bb C  
that I must be dreaming.



+ F - Am - Bb - C (2x)

C C C7 F - Am Bb - C  
+ And I, and I, I lo.....ve you, oh, you,  
F - Am Bb - C  
yeah, you, yeah, you!

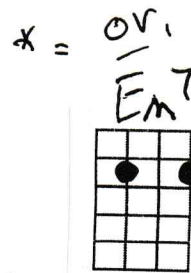
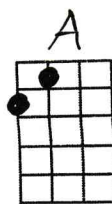
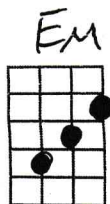
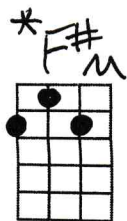

+ F ~ (8) + CHORUS

F - Am Bb - C F - Am Bb - C  
3. I oh, I love, love,  
C C C7 F Am Bb - C  
and I, and I, I lo.....ve you, oh, you, oh, you,  
F - Am Bb - C  
oh, you, yeah, you!

+ F - Am - Bb - C (2x) ...

G-C-E-A

Give me love



10

D - F#m - Em - A - Gm - A - C - G

|| / / / / / / / / = 8

Chorus! D / / / / / F#m / / / / / - Em / / / / / A / / / / /  
Give me love, give me love, give me peace on earth,

Gm A - C G

give me life, give me life, keep me free from birth!

D F#m - Em A

Give me hope, help me cope, with this heavy load,

Gm A - C G

trying to touch and reach you with heart and soul!

(8) (8) (8) (8) →  
D - F#m - D7 G - D - F#m - D7

1. O.....h, my Lord, plea.....se, take hold of my hand,

E<sup>7</sup> A A7

that I might understand you, won't you, please, oh, won't you...

D F#m Em A  
Give me love, give me love, give me peace on earth,

Gm A - C G

give me life, give me life, keep me free from birth!

D F#m - Em A

Give me hope, help me cope, with this heavy load,

Gm A - C G

trying to touch and reach you with heart and soul!

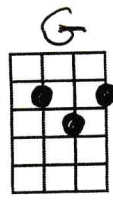
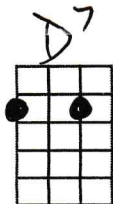
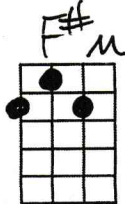
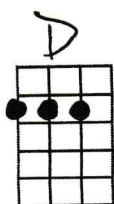
D - F#m - D7 - G

2. O.....h, my Lord! + D - F#m - D7 - G

+ E<sup>7</sup> - A + Won't you, please, oh, won't you...

+ CHORUS (2x)

+ D - F#m - D7 - G - D - F#m - D7 - G



G-C-E-A



Isn't it a pity

Play along w/ this video in my YouTube  
George Harrison Play list on my website

11

G - Em - C - G

G \*Gdim - C

2. Isn't it a pity, now, isn't it a shame,

G A7 - C

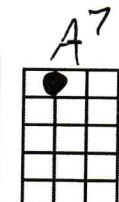
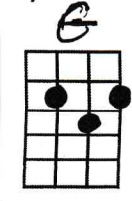
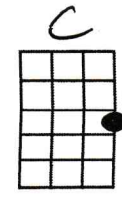
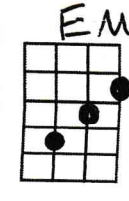
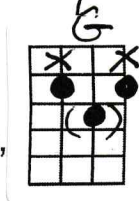
how we break each other's hearts and cause each other pain ?

G A7 - C


How we take each other's love, without thinking any more,

G A7 - C

forgetting to give back, isn't it a pity?



\* = Gdim



2. Some things take so long, but how do I explain ?

G A7 - C

There are too many people, can't see we're all the same.

G A7 - C

And because of all the tears their eyes can't hope to see,

G A7 - C

the beauty that surrounds them, isn't it a pity?

+ G - A7 - C - G (2x)

3. Isn't it a pity, isn't it a shame,

G A7 - C

how we break each other's hearts and cause each other pain ?

G A7 - C

How we take each other's love, without thinking any more,

G A7 - C

forgetting to give back, isn't it a pity?

+ G - Gdim - C - G + Forgetting to give back, isn't it a pity?

+ G - Gdim - C - G + Forgetting to give back, isn't it a pity?


G - Gdim - C - G (12x) ...

(G: Harrison)

G - C - E - A


# Apple scruffs (1970)

//// G - D (2x) + Em - D (3x) + G - D (2x) ////



12

1. I have watched you sitting there,  
seen the passers by all stare,  
like you have no place to go,  
but there's so much they don't know 'bout apple scruffs.



2. You've been stood around for years,  
seen my smiles and touched my tears.  
And it's been a long, long time,  
and how you've been on my mind, my apple scruffs.

Apple scruff.....ffs, apple scruff.....ffs !  
How I love you, how I love you !

+ G - D (2x) + Em - D (3x) + G - D (2x)

+ Em - D (3x) + G - D (2x)


3. In the fog and in the rain,  
through the pleasures and the pain,  
on the step outside you stand  
with your flowers in your hands, my apple scruffs.

G

Am



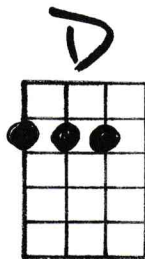
G-C-E-A

4. While the years they come and go,  
 now your love must surely show  
 that beyond all time and space,  
 we're together face to face, my Apple Scruffs.



+ G - D (2x) + E<sub>M</sub> - D (3x) + G - D (2x) + D - D<sup>7</sup> - E<sup>b</sup> - G

A<sup>7</sup> - G A<sup>7</sup> - G  
Apple scruff...ffs, apple scruff...ffs!  
 E<sub>M</sub> A  
How I love you, how I love you!



+ G - D (2x) + E<sub>M</sub> - D (3x) + G - D (2x) ....

George Harrison

End on a B chord  
 at my direction






Blow away

C - Am - Em - G (2x)

C

Am



13

1. Day turned black, sky ripped apart,

Em

G

G7

rained for a year 'til it dampened my heart.

C

Am

Cracks and leaks and the floorboards caught rot,

Em

G

G7

about to go down, I had almost forgot ....

G7



- CHORUS -

C Am - Em G

1. All I got to do is to \_\_\_\_\_ to love you,

C Am - Bb F

all I got to be is, \_\_\_\_\_ be happy.

Em Am - Em

G

2. All it's got to take is some \_\_\_\_\_ warmth to make it,

Eb

Bb

F - G

blow away, blow away, blow away.

C Am - Em G

All I got to do is to \_\_\_\_\_ to love you,

C Am - Bb F

all I got to be is, \_\_\_\_\_ be happy.

Em Am - Em

G

All it's got to take is some \_\_\_\_\_ warmth to make it,

Eb

Bb

F - C

blow away, blow away, blow away.

+ Eb - Bb - G - G7

C

Am

2. Sky cleared up, day turned to bright,

Em

G

G7

closing both eyes, now the head filled with light.

C

Am

Hard to remember what a state I was in,

Em

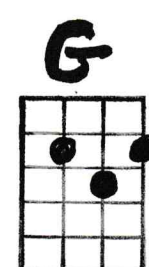
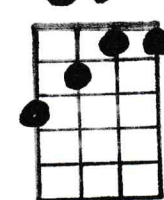
G

G7


instant amnesia, Yang to the Yin.



\* Bb



\* = Gm7



G-C-E-A

+ CHORUS

+ Eb - Bb - G - G7

C

Am

Eb

G7

(13)

Wind blew in, cloud was dispersed,

Em

rainbows appearing, the pressures were burst.

C

Am

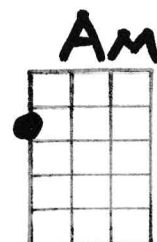

Breezes a-singing, now feeling good,

Em

G

G7

the moment had passed like I knew that it should.



C Am - Em G

All I got to do is to \_\_\_\_\_ to love you,

C Am - Bb F

all I got to be is, \_\_\_\_\_ be happy.

Em Am - Em

G

All it's got to take is some \_\_\_\_\_ warmth to make it,

Eb

Bb

F

- G

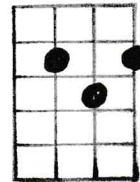

Eb

Bb

F

G

blow away, blow away, blow away.



C Am - Em G

All I got to do is to \_\_\_\_\_ to love you,

Am - Bb F

all I got to be is, \_\_\_\_\_ be happy.

Em Am - Em

G

All it's got to take is some \_\_\_\_\_ warmth to make it,

Eb

Bb

F

- C

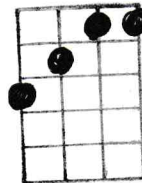

blow away, blow away, blow away.

Eb

Bb

F

G



+ Eb - Bb - G - G7

+ CHORUS ( lines 1 & 2 as instrumental)


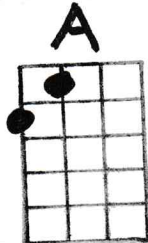

+ Eb - Bb - G (Stop)  
4

George Harrison

What is life

14

D - A - G (3x) + D - A - G (3x)




N.C. 1. What I feel, I can't say,  
Bm

but my love is there for you anytime of day.



But if it's not love that you need,  
Bm

then I'll try my best to make everything succeed.



Chorus And tell me, what is my life without your love?

And tell me, wh...o am I without you, by my side?



N.C. 2. What I know, I can do,  
Bm

if I give my love to everyone like you.

But if it's not love that you need,

then I'll try my best to make everything succeed.

+ CHORUS (2x)

+ D - A - G (3x) + D - A - G (3x)

+ repeat verse 1 + CHORUS (3x) ...

George Harrison

G C E - A



Play along w/ this video in my **15** George Harrison YouTube Playlist on my website.

# Between The Devil And The Deep Blue Sea - alt

key:F, artist:George Harrison writer:Harold Arlen and Ted Koehler.

[F]// [Dm]// [Gm]// [C7]// (x2)

[F] I [Dm] don't [Gm] want [C7] you  
[F] But I [Dm] hate to [Gm] lose [C] you  
[F] You've [F7] got me [Bb] in be-[Bbm6] tween  
the [F] devil and the [C7] deep blue [F] sea [Abaug]

[F] I [Dm] for[Gm]give [C7] you  
[F] 'Cause I [Dm] can't for-[Gm] get [C] you  
[F] You've [F7] got me [Bb] in be[Bbm6]tween  
the [F] devil and the [C7] deep blue [F] sea

[A] I, [F#m] want to cross you [Bm7] off my [E7] list  
But [A] when you [F#m] come knocking [Bm7] at my [E7] door  
[C] Fate [Am] seems to give my [Dm] heart a [G] twist  
And [Eb] I come running back for [C] more

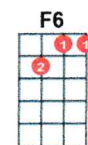
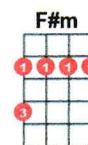
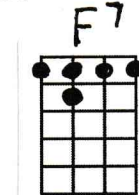
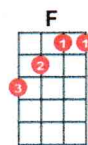
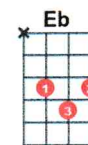
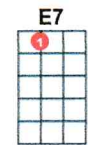
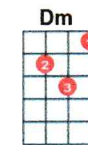

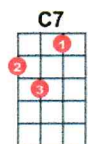
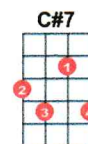
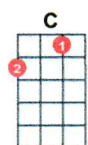
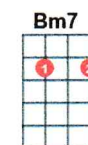
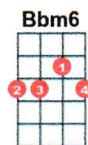
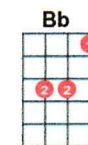
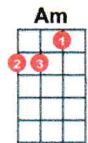
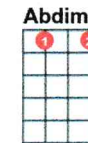
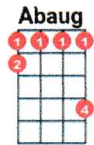
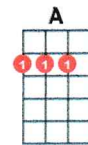
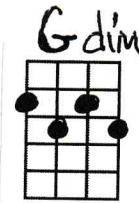
[F] I [Dm] should [Gm] hate [C7] you  
[F] But I [Dm] guess I [Gm] love [C] you  
[F] You've [F7] got me [Bb] in be-[Bbm6] tween  
the [F] devil and the [C7] deep blue [F] sea [Abaug]

[F] I [Dm] don't [Gm] want [C7] you  
[F] But I [Dm] hate to [Gm] lose [C] you  
[F] You've [F7] got me [Bb] in be-[Bbm6] tween  
the [F] devil and the [C7] deep blue [F] sea

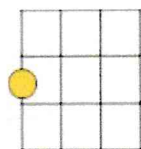
[A] I, [F#m] want to cross you [Bm7] off my [E7] list  
But [A] when you [F#m] come knocking [Bm7] at my [E7] door  
[C] Fate [Am] seems to give my [Dm] heart a [G] twist  
And [Eb] I come running back for [C] more

[F] I [Dm] should [Gm] hate [C7] you  
[F] But I [Dm] guess I [Gm] love [C] you  
[F] You've [F7] got me [Bb] in be-[Bbm6] tween  
the [F] devil and the [C7] deep blue [F] sea

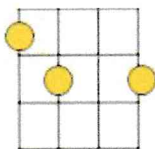
{slow} [F] You've [F7] got me [Bb] in be-[C#7] tween  
[Gdim] the devil and the deep, the devil and the deep  
{normal} the [Abdim] devil and the [C7] deep blue [F] sea [F6]



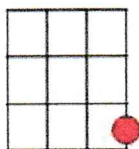
# I Got My Mind Set On You Ukulele Chords by George Harrison



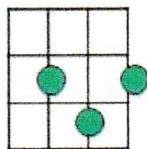
Am



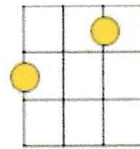
E7



C



G



F

## CHORUS

	Am	E7	Am
I got my mind	set	on	you
	C	G	C
I got my mind	set	on	you x2

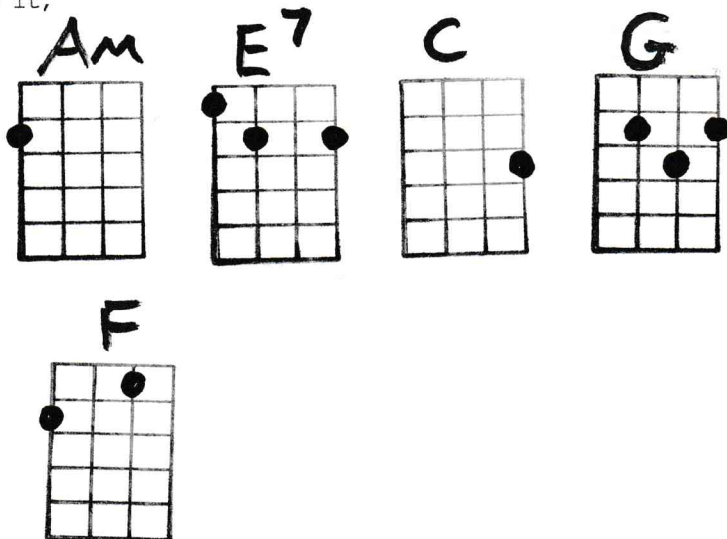
C F G  
 But it's gonna take money  
 C F G  
 A whole lotta spending money  
 C F G  
 It's gonna take plenty of money  
 C F G  
 To do it right child

C F G  
 It's gonna take time  
 C F G  
 A whole lot of precious time  
 C F G  
 It's gonna take patience and time, ummm  
 C F C F C  
 To do it, to do it, to do it, to do it, to do it,  
 F C  
 To do it right child

## CHORUS

## BRIDGE

C F  
 And this time I know it's for real  
 C F  
 The feelings that I feel  
 C F  
 I know if I put my mind to it  
 C G  
 I know that I really can do it

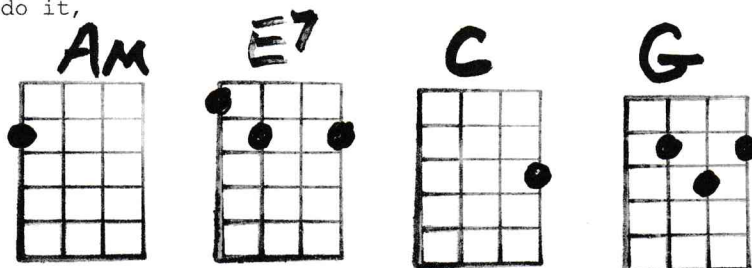


## CHORUS

C F G  
 But it's gonna take money  
 C F G  
 A whole lotta spending money  
 C F G  
 It's gonna take plenty of money  
 C F G  
 To do it right child

C F G  
 It's gonna take time  
 C F G  
 A whole lot of precious time  
 C F G  
 It's gonna take patience and time, ummm  
 C F C F C  
 To do it, to do it, to do it, to do it,  
 F C  
 To do it right

INSTRUMENTAL Am, E7, Am, C G, C x2



To CHORUS

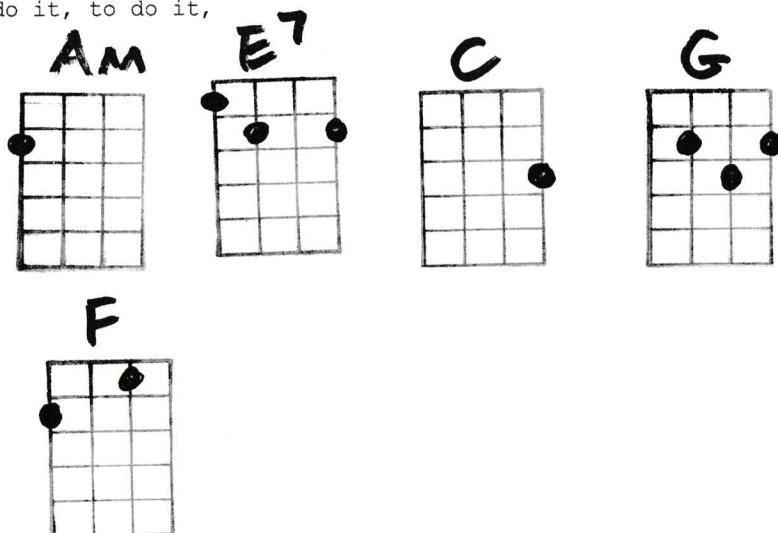
BRIDGE

C F  
 And this time I know it's for real  
 C F  
 The feelings that I feel  
 C F  
 I know if I put my mind to it  
 C G  
 I know that I really can do it



C F G  
 But it's gonna take money  
 C F G  
 A whole lotta spending money  
 C F G  
 It's gonna take plenty of money  
 C F G  
 To do it right child

C F G  
 It's gonna take time  
 C F G  
 A whole lot of precious time  
 C F G  
 It's gonna take patience and time, ummm  
 C F C F C  
 To do it, to do it, to do it, to do it, to do it,  
 F C / / / / / stop  
 To do it right



To Chorus  
1/2 end.



# Something

Play along w/ these two videos in the George Harrison YouTube Playlist on my website. 17  
 Second video: Start after McCartney uke intro.  
 key: C, artist: The Beatles writer: George Harrison

[F]// [Eb]/ [G]/ [C]/

[C] Something in the way she [Cmaj7] moves  
 [C7] Attracts me like no other [F] lover ↓ [C] /  
 [D] Something in the [D7] way she [G] woos me

I [Am] don't want to lose her [Caug] now  
 You [C] know I believe and [D7] how

(Melody line played on G - (2,5,2,3,4,5) )  
 (or can be [A] [C] [A] [Bb] [B] [C] - slide Bb up for B & C)

Sing - Du Du Du Du Du Du

[C] Something in her smile she [Cmaj7] knows  
 [C7] That I don't need no other [F] lover ↓ [C] /  
 [D] Something in her [D7] style that [G] shows me

I [Am] don't want to lose her [Caug] now  
 You [C] know I believe and [D7] how

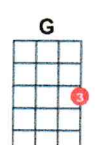
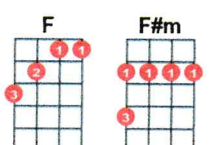
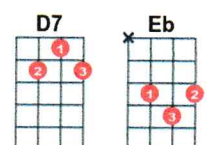
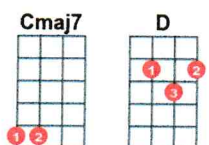
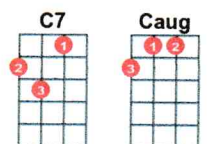
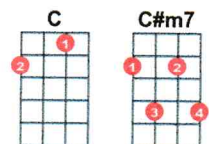
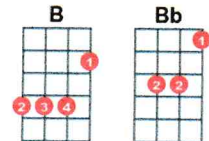
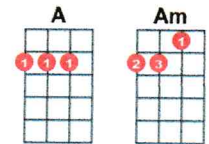
[A] You're asking me [C#m7] will me love [F#m] grow [A]  
 I don't [D] know, [G] I don't [A] know  
 [A] You stick a [C#m7] round now, it may [F#m] show [A]  
 I don't [D] know, [G] I don't [C] know

[C] Something in the way she [Cmaj7] knows  
 [C7] And all I have to do is think [F] of her [F] [Fmaj7]  
 [D] Something in the [D7] things she [G] shows me

I [Am] don't want to lose her [Caug] now  
 You [C] know I believe and [D7] how

Outro:

[F]// [Eb]/ [G]/ [A]//// | (slower)  
 [F]// [Eb]/ [G]/ ↓ [C] (Stop on 1)



# This Is Love ukulele chords by George Harrison

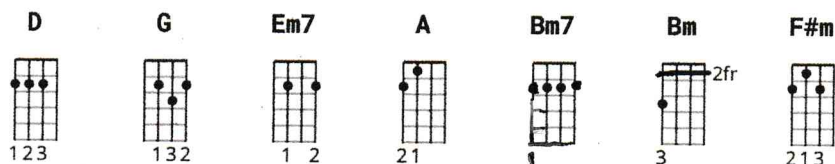
18 G

Tuning: G C E A

Key: D

Play along w/ the video in my George Harrison YouTube Playlist.

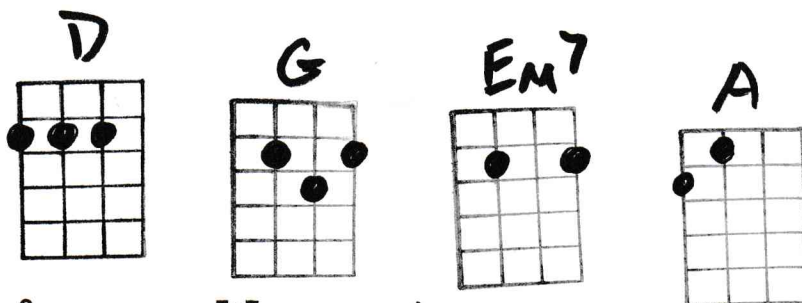
## CHORDS



THIS IS LOVE  
George Harrison

### [Intro]

D | G | Em7 | A |  
D | G | Em7 | A |



### [Verse 1]

D G Em7 A

Precious words drift away from the meaning

D G Em7 A

the sun melts the chill from our lives

G A G A

Helping us all to remember what we came here for

### [Chorus]

Bm7 Em7

This is love

Bm Em7

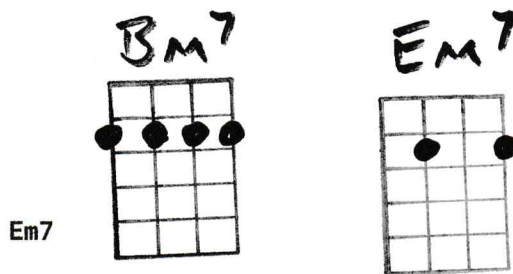
This is la-la-la-la-love

Bm7

This is love (love)

Bm Em7

This is la-la-la-la-love



### [Verse 2]

D G Em7 A

Little things that will change you forever

D G Em7 A

May appear from way out of the blue

G A G A

Making fools of everybody who don't understand

### [Chorus]

Bm7 Em7



This is love

G-C-E-A

Bm Em7  
This is la-la-la-la-love

Bm7 Em7  
This is love (love)

Bm Em7 [ D ]  
This is la-la-la-la-love - Hmm-hmm-hmm



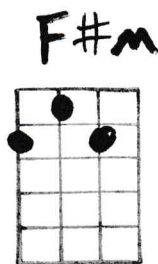

(18)

[Break]

| D | F#m | D | F#m |

| D | F#m |  
(This is love)

| D | F#m |  
(This is love)

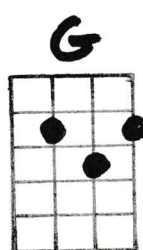



[Solo]

| D | G | Em7 | A |

| D | G | Em7 | A |

| G | A | G | A |



[Chorus]

| Bm7 | Em7 | Bm | Em7 |

This is love

Bm Em7  
This is la-la-la-la-love

[Verse 3]

D G Em7 A  
Since our problems have been, our own creation

D G Em7 A

They also can be ... overcome

G A G A  
When we use the power provided free to everyone

Bm7

Em7

[Chorus]

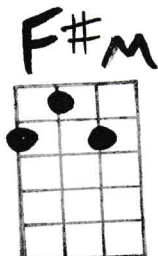


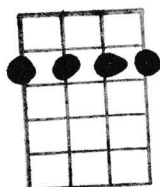
Bm7 Em7  
This is love

Bm Em7  
This is la-la-la-la-love

Bm7 Em7

This is love

Bm Em7  
This is la-la-la-la-love



[Break]

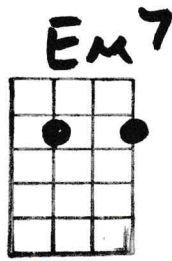

| D | F#m | D | F#m |

(This is love)



[Chorus]

| Bm7 | Em7 |



18

~~This~~ is la-la-la-la-love  
Bm7 Em7

This is love

Bm Em7  
This is la-la-la-la-love

Bm7 Em7  
This is love

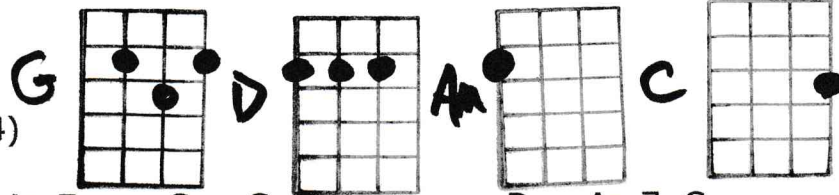
Bm Em7  
This is la-la-la-la-love (2x)

# Crackerbox Palace

## Chords And Lyrics

### By George Harrison

Intro - G-D-Am-C (x4)



G D Am7 C G D Am7 C

I was so young - when I was born - My eyes could not yet see

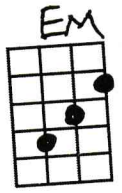

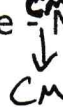
G D Am7 C G D Am7 C

And by the time - of my first dawn - Somebody holding me . . . they said

G D Em D C G D Bm

I welcome you to Crackerbox Palace - We've been expecting you

C You bring such joy in Crackerbox Palace - No matter where you roam know our love is true.



G D Am7 C G D Am7 C

While growing up or trying to - Not knowing where to start

G D Am7 C G D Am7 C

I looked around for someone who - May help reveal my heart - someone said

G D Em D C G D Bm

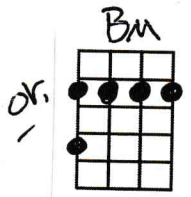

While you're a part of Crackerbox Palace - Do what the rest all do

C D Em D C

Or face the fact that Crackerbox Palace

Cm G D Am C Cm

May have no other choice than to deport you



^ = Hold or, Fingert

Intro - G-D-Am-C (x4)

G D Em D C G D Bm

I welcome you - to Crackerbox Palace - We've been expecting you

C D Em D C

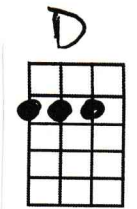
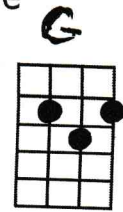
You bring us joy - in Crackerbox Palace

Cm G

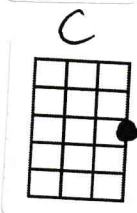

No matter where you roam know our love is true

Intro - G-D-Am-C (x4)

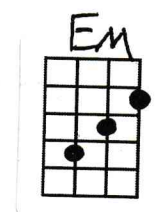
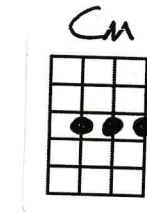
G D Am7 C G D Am7 C  
 Sometimes are good . . . sometimes are bad - That's all a part of life  
 G D Am7 C G D Am7 C  
 And standing in between them all - I met a Mr. Grief - and he said



G D Em D C G D Bm  
 I welcome you to Crackerbox Palace - Was not expecting you  
 C D Em D C  
 Let's rap and tap at Crackerbox Palace  
 Cm G D Am C Cm  
 Know that the Lord is well and inside of you

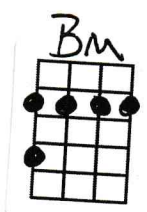


G D Em D C G D Bm  
 I welcome you - to Crackerbox Palace - We've been expecting you  
 C D Em D C  
 You bring us joy - in Crackerbox Palace  
 Cm G  
 No matter where you roam know our love is true



Intro - G-D-Am-C (x2)

G D Em D C  
 You bring us joy - in Crackerbox Palace  
 Cm G  
 No matter where you roam know our love is - know our love is true



D Am C Cm ↓G-  
 Hold



# Encore!

(20)

## I'll See You in my Dreams [C] easier

key:C, artist:Joe Brown writer:Isham Jones, Gus Kahn

header only

All

Intro: [C] [C] [C6] [C6] [Cmaj7] [Cmaj7] [C6] [C6] twice

[C] Lonely [C6] days are [Cmaj7] long [C6]

[A7] Twilight [A] sings this song

[D7] Of the happi-[G7]ness

that used to [C] be [C6] [Cmaj7] [C6]

[Em] Soon my [B7] eyes will [Em] close,

Soon I'll [B7] find re-[Em]pose

[G] And in dreams

you're [Am] always [D7] near to [G] me [G7]

I'll [F] see you [Dm] in [Am7] my [Fm] dreams

[C] Hold you [B7] in my [C6] dreams

[A7] Someone took you out of my arms

[D7] Still I feel the [G] thrill of your [G7] charms

[F] Lips that [Dm] once [Am7] were [Fm] mine

[C] Tender [B7] eyes that [C6] shine

[Gm6] They [A7] will light my [E7] way to [Am] night [C7]

I'll [F] see you [G7] in my [C] dreams [C]

I'll [F] see you [Dm] in [Am7] my [Fm] dreams

[C] Hold you [B7] in my [C6] dreams

[A7] Someone took you out of my arms

[D7] Still I feel the [G] thrill of your [G7] charms

[F] Lips that [Dm] once [Am7] were [Fm] mine

[C] Tender [B7] eyes that [C6] shine

[Gm6] They [A7] will light my [E7] way to [Am] night [C7]

I'll [F] see you [G7] in my [C] dreams [C]

(slower)

[Gm6] They [A7] will light my [E7] lonely way to [Am] night [C7]

I'll [F] see you [G7] in my [C] dreams [C]

[C6] [C6] [Cmaj7] [Cmaj7] [C6] [C6]

[C] [C] [C6] [C6] [Cmaj7] [Cmaj7] [C6] [C6] [C]

↓  
Stop

