

# The Very Hungry Goat Advent Calendar



## Instructions:

1. Print in either black and white if you want to color it in yourself, or in color.
2. If printing in black and white, color in both sheets.
3. For the page with the numbers, cut ONLY along the dotted lines.
4. Glue page with numbers directly on top of the other page.

1

2

3

4

5

6

7

8

9

10

21

22

11

12

13

14

15

16

17

18

19

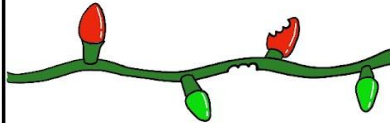

20



BAAH  
HUMBUG

23

24



1

2

3

4

5

6

7

8

9

10

21

22

11

12

13

14

15

16

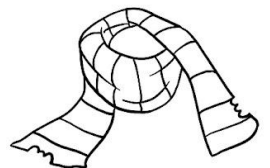
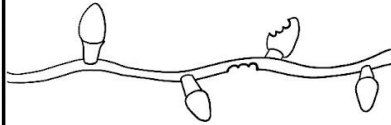
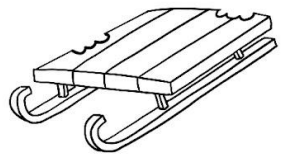



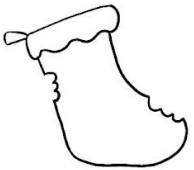

17

18

19

20





GLUE  
HERE

