



A modern kitchen interior featuring a dark grey countertop, light wood cabinetry, and a backsplash with a repeating geometric pattern. A central island with a matching patterned front panel is visible, along with a black bar stool. Decorative items like books, vases, and fruit are placed on the counter and shelves.



COOL TONES

COOL TONES

STUDIO Collection

White



12"x12" (2"x6")
Picket Mosaic
Polished



12"x12" (2"x2")
Intersect Mosaic
Polished



12"x12" (2"x2")
Hexagon Mosaic
Polished

Gray



12"x12" (2"x6")
Picket Mosaic
Polished




12"x12" (2"x2")
Intersect Mosaic
Polished




12"x12" (2"x2")
Hexagon Mosaic
Polished

Black



12"x12" (2"x6")
Picket Mosaic
Polished



12"x12" (2"x2")
Intersect Mosaic
Polished



12"x12" (2"x2")
Hexagon Mosaic
Polished


Blend



12"x12" (2"x6")
Picket Mosaic
Polished



12"x12" (2"x2")
Plaid Mosaic
Polished



12"x12" (2"x2")
Cable Knit Mosaic
Polished

www.aspirestone.net

AFRICAN Arabescato



12"x12" (1"x3")
Herringbone Mosaic
Polished



12"x12" (3"x3")
Hexagon Mosaic
Polished



ASTORIA Gray



12"x12" (2"x2")
Hexagon Mosaic
Polished

ORIENTAL White



12"x12" (2"x2")
Hexagon Mosaic
Polished



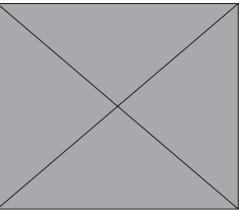
12"x12" (3"x3")
Hexagon Mosaic
Honed

NEGRO Marquina




12"x12" (2"x2")
Hexagon Mosaic
Honed & Polished

WHITE Thassos



12"x12" (2"x2")
Hexagon Mosaic
Honed & Polished



12"x12" (3"x3")
Hexagon Mosaic
Honed & Polished

TRIFECTA

Linen



12"x12" (1"x4")
Herringbone Mosaic
Polished

Ice



12"x12" (1"x4")
Herringbone Mosaic
Polished

Steel



12"x12" (1"x4")
Herringbone Mosaic
Polished



COOL TONES



ICEBERG



12"x12" (3"x3")
Hexagon Mosaic
Polished



12"x12" (1"x3")
Herringbone Mosaic
Polished



10 1/2"x12"
Polished



DOLOMITE White



12"x12" (3"x3")
Hexagon Mosaic
Polished



12"x12" (1"x3")
Herringbone Mosaic
Polished



10 1/2"x12"
Polished

PALACE Collection

Iceberg w/Dolomite White



12"x12"
Buckingham Palace
Mosaic Polished



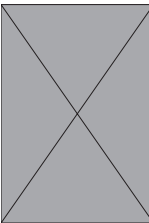
12"x12"
Imperial Palace
Mosaic Polished



12"x12"
Louvre Palace
Mosaic Polished



12"x12"
Royal Palace
Mosaic Polished



9"x12"
Versailles Palace
Mosaic Polished

PALACE Collection

Dolomite White



12"x12"
Buckingham Palace
Mosaic Polished



12"x12"
Imperial Palace
Mosaic Polished



12"x12"
Louvre Palace
Mosaic Polished




12"x12"
Royal Palace
Mosaic Polished



9"x12"
Versailles Palace
Mosaic Polished

COOL TONES



12"x12"
Lantern Mosaic
Polished

CALACATTA Select



12"x12" (1"x1")
HI/LO Mosaic
Polished



12"x12" (2"x2")
Hexagon Mosaic
Polished



12"x12" (3"x3")
Hexagon Mosaic
Honed




12"x12" (1"x4")
Herringbone Mosaic
Polished



12"x12" (1"x3")
Herringbone Mosaic
Honed



12"x12" (2"x4")
Beveled Mosaic
Polished



12"x12" (1"x1")
Penny Rounds
Mosaic Polished



12"x12"
Sticks HI/LO Mosaic
Polished



12"x12"
Arrow Mosaic
Polished



UPTOWN Collection (Calacatta Select w/Gold Accents)




12"x12"
Highland Park
Mosaic Polished




12"x12"
Oak Lawn
Mosaic Polished



12"x12"
Preston Hollow
Mosaic Polished



12"x12"
University Park
Mosaic Polished


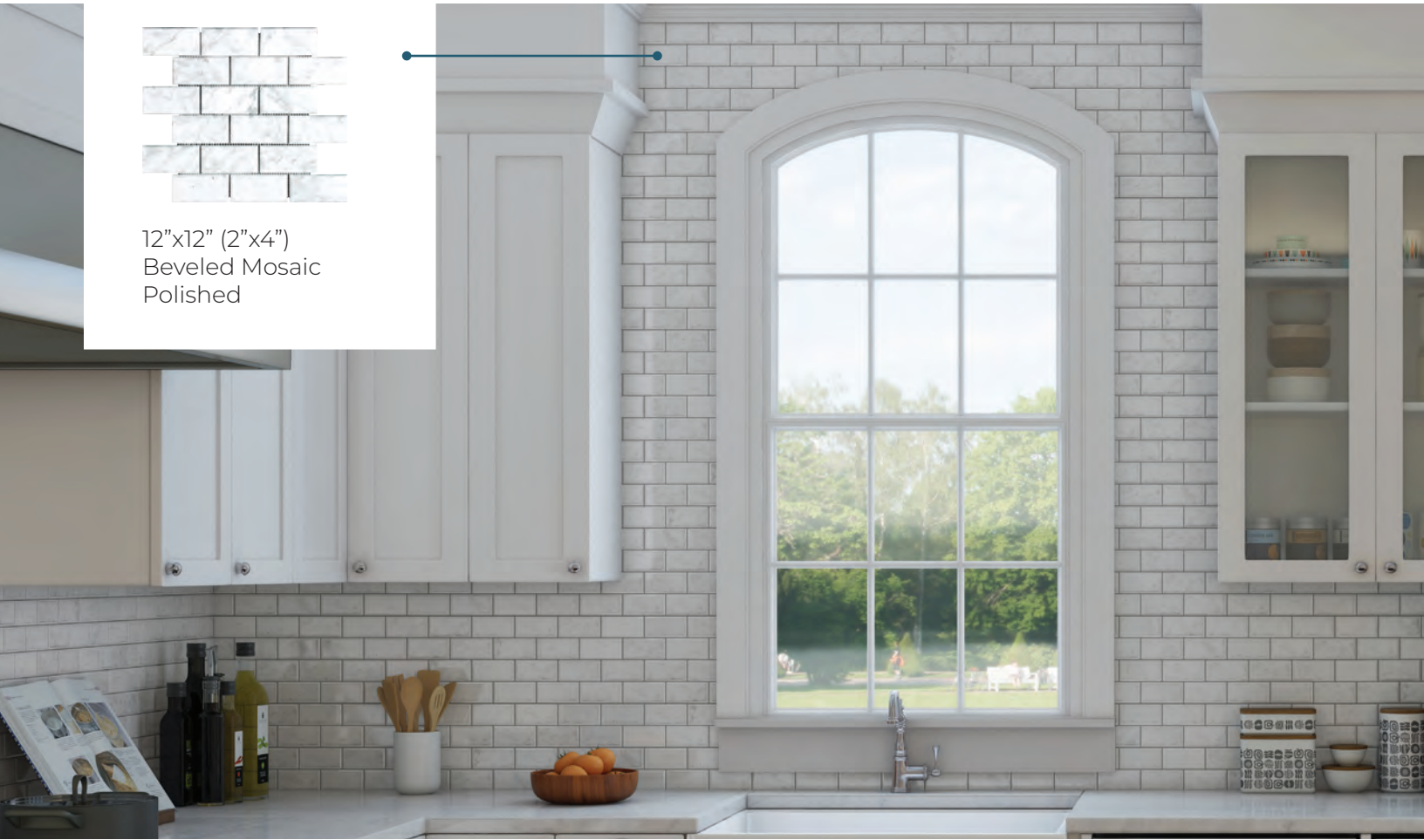


9"x11"
Westlake
Mosaic Polished




12"x15"
Westover Hills
Mosaic Polished

COOL TONES



12"x12" (2"x4")
Beveled Mosaic
Polished

WHITE Carrara



12"x12" (1"x1")
HI/LO Mosaic
Polished



12"x12" (2"x2")
Hexagon Mosaic
Polished



12"x12" (3"x3")
Hexagon Mosaic
Polished



12"x12"
Lantern Mosaic
Polished



12"x12" (1"x4")
Herringbone Mosaic
Polished




12"x12" (1"x3")
Herringbone Mosaic
Polished



12"x12"
Sticks HI/LO Mosaic
Polished



12"x12"
Arrow Mosaic
Polished




12"x12" (1"x1")
Penny Rounds
Mosaic Polished


UPTOWN Collection (White Carrara w/ Silver Accents)



12"x12"
Highland Park
Mosaic Polished



12"x12"
Oak Lawn
Mosaic Polished




12"x12"
Preston Hollow
Mosaic Polished



12"x12"
University Park
Mosaic Polished



9"x11"
Westlake
Mosaic Polished



12"x15"
Westover Hills
Mosaic Polished



COOL TONES



Polygon Honed Pebbles



White Carrara
10"x12"
Mosaic

RIVER Rocks

Polygon Honed Pebbles



Lily White
10"x12"
Mosaic



Hawksbill White
10"x12"
Mosaic



Hawksbill Gray
10"x12"
Mosaic

Sliced Pebbles



Black Pearl
12"x12"
Mosaic

Tumbled Pebbles



Asian Thassos
12"x12"
Mosaic



Asian Bardiglio
12"x12"
Mosaic



Asian Nero
12"x12"
Mosaic



Asian TriColor Blend
12"x12"
Mosaic

Antique Pebbles




Taupe
12"x12"
Mosaic




Charcoal
12"x12"
Mosaic

Tri-Hex Pebbles



Taupe
11"x12"
Mosaic



Charcoal
11"x12"
Mosaic





Antique Pebbles



Tumbled Pebbles

WARM TONES

WARM TONES



12"x12"
Lantern Mosaic
Polished

CALACATTA Select



12"x12" (1"x1")
HI/LO Mosaic
Polished



12"x12" (2"x2")
Hexagon Mosaic
Polished



12"x12" (3"x3")
Hexagon Mosaic
Honed




12"x12" (1"x4")
Herringbone Mosaic
Polished



12"x12" (1"x3")
Herringbone Mosaic
Honed



12"x12" (2"x4")
Beveled Mosaic
Polished



12"x12" (1"x1")
Penny Rounds
Mosaic Polished



12"x12"
Sticks HI/LO Mosaic
Polished



12"x12"
Arrow Mosaic
Polished



UPTOWN Collection (Calacatta Select w/Gold Accents)




12"x12"
Highland Park
Mosaic Polished



12"x12"
Oak Lawn
Mosaic Polished



12"x12"
Preston Hollow
Mosaic Polished



12"x12"
University Park
Mosaic Polished



9"x11"
Westlake
Mosaic Polished



12"x15"
Westover Hills
Mosaic Polished

WARM TONES



12"x12" (1"x4")
Herringbone Mosaic
Polished

CREMA Marfil



12"x12" (2"x2")
Hexagon Mosaic
Polished



12"x12" (3"x3")
Hexagon Mosaic
Honed

CREMA Light



12"x12" (2"x2")
Hexagon Mosaic
Polished



12"x12" (3"x3")
Hexagon Mosaic
Honed


TRIFECTA Latte



12"x12" (1"x4")
Herringbone Mosaic
Polished

RIVER Rocks

Antique Pebbles




Ivory
12"x12"
Mosaic



Petrified Wood
12"x12"
Mosaic

Tri-Hex Pebbles



Ivory
11"x12"
Mosaic

Sliced Pebbles



Birch
12"x12"
Mosaic



Forest
12"x12"
Mosaic



Snowball
12"x12"
Mosaic

POLAR Gray



12"x12" (2"x2")
Hexagon Mosaic
Polished

WARM TONES



LA Travonya



12"x12" (1"x3")
Herringbone Mosaic
Honed/Filled



12"x12" (2"x2")
Square Mosaic
Tumbled



12"x12" (1"x2")
Split-Face Mosaic



12"x12" (2"x4")
Picket Mosaic
Tumbled




CONTEMPORARY Blend



12"x12" (1"x1")
HI/LO Mosaic
Polished



12"x12" (1"x4")
Herringbone Mosaic
Polished



12"x12"
Lantern Mosaic
Polished



12"x12" (2"x4")
Picket Mosaic
Tumbled



12"x12" (1"x3")
Herringbone Mosaic
Honed/Filled



12"x12"
Sticks HI/LO Mosaic
Polished



12"x12"
Arrow Mosaic
Polished



12"x12" (2"x4")
Beveled Mosaic
Polished



12"x12" (2"x2")
Square Mosaic
Tumbled




12"x12" (1"x2")
Split-Face Mosaic
Honed/Filled

WARM TONES



12"x12" (1"x3")
Herringbone Mosaic
Honed/Filled

SILVER Travertine



12"x12" (2"x4")
Picket Mosaic
Tumbled



12"x12" (2"x2")
Square Mosaic
Tumbled



12"x12" (1"x2")
Split-Face Mosaic

CREMA Imperial



12"x12" (2"x2")
Square Mosaic
Tumbled



12"x12" (1"x2")
Split-Face Mosaic

TRAVERTINO Caramel



12"x12" (1"x2")
Split Face Mosaic



DOLOMITE White



12"x12" (3"x3")
Hexagon Mosaic
Polished



12"x12" (1"x3")
Herringbone Mosaic
Polished



10 1/2"x12"
Polished

PALACE Collection

Dolomite White



12"x12"
Buckingham Palace
Mosaic Polished



12"x12"
Imperial Palace
Mosaic Polished



12"x12"
Louvre Palace
Mosaic Polished



12"x12"
Royal Palace
Mosaic Polished



9"x12"
Versailles Palace
Mosaic Polished

CARING FOR YOUR NATURAL STONE

Are you ready to unlock the magic of natural stone? Look no further! Our exclusive 3-step process ensures that your stone surfaces remain stunning for years to come. Let's dive in:

1 Seal It Right, Seal It Tight!

- Why Seal?** Regardless of your stone type or finish, sealing is non-negotiable. Think of it as armor for your precious stone. A high-quality sealer provides maximum surface stain protection.
Pre-sealing before grouting can ease the grouting process and protect natural stone surfaces from grout pigment staining.
Contact your local Aspire Stone Sales Representative for the appropriate product for your stone installation.
- How?** Once the grout has properly cured, seal the stone with a high-quality penetrating sealer. This leaves a no-sheen, natural look and protects the stone from liquid stains.
Apply the sealer until your stone says, "Enough!" It's like quenching a traveler's thirst. Once sealed, your stone becomes invincible—ready to face the elements with grace.

2 Clean Like a Whisper, Not a Storm!

- Less Is More:** Forget harsh chemicals and abrasive scrubbing. Dust mop your stone gently, as if you're tending to a delicate garden.
Use stone-friendly cleansers keep it pristine. Avoid vinegar or cleaners containing acid or bleach.
- Professional TLC:** Treat your stone like royalty. Imagine it's a cherished carpet or a prized wooden floor. Regular care ensures it ages like fine wine, not a forgotten relic.

3 Test the Waters (Literally)!

- Water Repellency Check:** Every 6-12 months, perform the water test. A few drops on your stone should bead up and dance away. If it darkens, it's time to reseal. Simple, right?

Aspire Stone recommends testing a small area before using any stone sealer, cleaner, or maintenance product. Follow the manufacturer's instructions and wear appropriate protective clothing.

Do:
Dust mop floors frequently
Clean surfaces with mild detergent or stone soap
Rinse and dry the surface after washing
Blot up spills immediately
Protect surfaces with non-slip mats or area rugs

Don't:
Use vinegar, lemon juice, or other acid-containing cleaners on marble, limestone, travertine, or onyx
Use abrasive cleaners
Mix bleach and ammonia
Mix chemicals unless specifically instructed

Why Choose Us?

Our Mission

At Aspire Stone, our mission is to provide the highest quality marble products to our customers while maintaining a commitment to unparalleled customer service.

Our Team

Our team of marble experts has years of experience in the industry and a passion for creating beautiful, functional spaces. We work closely with our clients to understand their unique needs and deliver products that exceed their expectations.

Our Products

We take pride in selecting the highest quality, most beautiful natural stone. Our process is focused on quality and attention to detail. We work with precision to ensure that every project is completed to our high standards.

Disclaimer: Understanding Natural Stone Variations

As you explore our exquisite natural stone collection, we want to set clear expectations. These stones—Travertine, Marble, Slate, Limestone, and Granite—are gifts from nature, each with its own story. Expect delightful variations in color, texture, and veining. No two pieces are alike, and that's the magic! Before installation, inspect your chosen stone, blend tiles harmoniously, and celebrate their uniqueness.

At Aspire Stone, we honor nature's artistry. Please note that we don't warranty shade coloration, size/ thickness variation, clefting, or surface finish. Once installed, the stone takes center stage, and no claims can be accepted afterward. Remember to request samples from our present stock—they're your backstage pass to understanding the stone's soul.

Homeowners Responsibility: take the following steps to ensure you make the right choice:

1. Request a physical sample to see the true color and texture (do not select from a catalog or website)
2. Request selection photos to see the range of natural variations in color and pattern
3. Understand how to care for your stone by learning the best practices for maintaining and cleaning your stone to keep it looking its best
4. Choose an experienced installer who follows the proper methods set by Tile Council of North America, to ensure a quality installation (may issues with natural stone results from poor installation)



Calacatta



River Rocks Antique Tri-Hex Charcoal



White Carrara



Uptown Preson Hollow Calacatta with Gold



Studio Gray Intersect Mosaic

