



Primrose



Indian Black



Autumn Mist


NATURAL SLATE COLLECTIONS



AUTUMN MIST

Slate

FLOOR Tile




12"x24" - 16"x16" - 12"x12" 4"x12"
Gauged

AUTUMN MIST

SIZES



12"x24"



16"x16"



12"x12"



4"x12"



Shade variation is inherent in all Natural Stone products. Any questions as to the suitability of the product for its intended application must be made before installation. Use constitutes acceptance.



INDIAN BLACK

Slate

FLOOR Tile



12"x24" - 16"x16" - 12"x12" 4"x12"
Gauged

INDIAN BLACK

SIZES



12"x24"



16"x16"



12"x12"



4"x12"



Shade variation is inherent in all Natural Stone products. Any questions as to the suitability of the product for its intended application must be made before installation. Use constitutes acceptance.



PRIMROSE

Slate

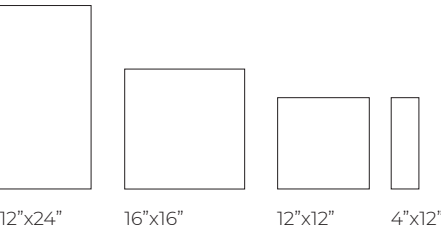
FLOOR Tile




12"x24" - 16"x16" - 12"x12" 4"x12"
Gauged

PRIMROSE

SIZES



Shade variation is inherent in all Natural Stone products. Any questions as to the suitability of the product for its intended application must be made before installation. Use constitutes acceptance.



RUSTIC GOLD


Slate

FLOOR Tile



12"x24" - 16"x16" - 12"x12" 4"x12"
Gauged

SIZES



12"x24"



16"x16"



12"x12"



4"x12"

RUSTIC GOLD




Shade variation is inherent in all Natural Stone products. Any questions as to the suitability of the product for its intended application must be made before installation. Use constitutes acceptance.



White Thassos



La Travonya



Blue Lagos Blend

APPENDIX

NATURAL STONE CHARACTERISTICS

In this section, “characteristics of natural stone”, we provide to you a basic understanding of natural stone.

POROSITY

While there are many variables between different types of stone, there are some common characteristics. The most important common fact is that ALL stone is porous. Sedimentary is more porous than metamorphic, which, in turn is more porous than igneous; but all are porous to some degree.

COLOR VARIATION

The very essence of natural stone offers a realistic feeling and proximity to nature. Natural stone gives the classic look and beauty of endless variation. Each stone is unique in its own way. The variation of grain structure and veining formations differ from stone to stone. Granites mostly show very little variation in color, but may show variations in pattern and grain density. On the other hand, marble shows wide variations in color and veining formations. Likewise, travertine is fairly consistent in colors with hints of graining individuality. One must embrace and understand the concept of variation, since no two pieces are exactly alike.

AFFORDABILITY

Listed below are the most common finishes found in natural stone.

Natural stone offers an elegant, luxurious appearance and has recently shed the image of being affordable to only the elite and is emerging as an affordable finish to the average customer.

FINISHES

Polished

High glossy surface acquired through the use of diamond abrasive technology. Diamond abrasive technology over the past 20 years has dramatically increased the ease of polishing stone and facilitated higher standards of quality finishes.

Honed

Smooth, matte finish obtained with the use of diamond abrasive technology. This finish in natural stone is generally considered to be a 600 grit scratch pattern on the abrasive scale. It does possess angular reflectivity and is best for low maintenance and heavy traffic applications.

Natural Cleft

A finish unique to slates that has an uneven surface, yet is usable for flooring. This finish is created in the quarrying process through splitting or breaking the stone along its layers. One face (the backside) is generally gauged smooth with the use of diamond abrasive technology to facilitate leveled flooring.

Tumbled

An old world, weathered look given to tile by tumbling in a drum with a solution of water, and mild acid. Pieces of stone in a ¾” thickness are usually tumbled and then sliced down the middle, producing two pieces. Larger size tiles are given a “tumbled” finish manually. Tumbled material is not designed to be measured in exact dimensions, but offered in rustic nominal sizes within acceptable limits.

Brushed

A finish that is achieved through the use of steel brushes under the polishing wheels, achieving a slightly textured surface similar to the look of leather.


Split-Face

This finish is an uneven surface mainly achieved through man-made splitting technique. Its look resembles the natural cleft finish and is mainly used for wall cladding.

Edge Finishes or Profiles

There are various edge like, chiseled (chipped), pillowed, bullnosed, beveled, chamfered, etc.

Natural stone offers an elegant, luxurious appearance and has recently shed the image of being affordable to only the elite and is emerging as an affordable finish to the average customer.



CARING FOR YOUR NATURAL STONE

Are you ready to unlock the magic of natural stone? Look no further! Our exclusive 3-step process ensures that your stone surfaces remain stunning for years to come. Let's dive in:

1 Seal It Right, Seal It Tight!

- Why Seal?** Regardless of your stone type or finish, sealing is non-negotiable. Think of it as armor for your precious stone. A high-quality sealer provides maximum surface stain protection.
Pre-sealing before grouting can ease the grouting process and protect natural stone surfaces from grout pigment staining.
Contact your local Aspire Stone Sales Representative for the appropriate product for your stone installation.
- How?** Once the grout has properly cured, seal the stone with a high-quality penetrating sealer. This leaves a no-sheen, natural look and protects the stone from liquid stains.
Apply the sealer until your stone says, "Enough!" It's like quenching a traveler's thirst. Once sealed, your stone becomes invincible—ready to face the elements with grace.

2 Clean Like a Whisper, Not a Storm!

- Less Is More:** Forget harsh chemicals and abrasive scrubbing. Dust mop your stone gently, as if you're tending to a delicate garden.
Use stone-friendly cleansers keep it pristine. Avoid vinegar or cleaners containing acid or bleach.
- Professional TLC:** Treat your stone like royalty. Imagine it's a cherished carpet or a prized wooden floor. Regular care ensures it ages like fine wine, not a forgotten relic.

3 Test the Waters (Literally)!

- Water Repellency Check:** Every 6-12 months, perform the water test. A few drops on your stone should bead up and dance away. If it darkens, it's time to reseal. Simple, right?

Aspire Stone recommends testing a small area before using any stone sealer, cleaner, or maintenance product. Follow the manufacturer's instructions and wear appropriate protective clothing.

Do:
Dust mop floors frequently
Clean surfaces with mild detergent or stone soap
Rinse and dry the surface after washing
Blot up spills immediately
Protect surfaces with non-slip mats or area rugs

Don't:
Use vinegar, lemon juice, or other acid-containing cleaners on marble, limestone, travertine, or onyx
Use abrasive cleaners
Mix bleach and ammonia
Mix chemicals unless specifically instructed

Why Choose Us?

Our Mission

At Aspire Stone, our mission is to provide the highest quality marble products to our customers while maintaining a commitment to unparalleled customer service.

Our Team

Our team of marble experts has years of experience in the industry and a passion for creating beautiful, functional spaces. We work closely with our clients to understand their unique needs and deliver products that exceed their expectations.

Our Products

We take pride in selecting the highest quality, most beautiful natural stone. Our process is focused on quality and attention to detail. We work with precision to ensure that every project is completed to our high standards.


Disclaimer: Understanding Natural Stone Variations

As you explore our exquisite natural stone collection, we want to set clear expectations. These stones—Travertine, Marble, Slate, Limestone, and Granite—are gifts from nature, each with its own story. Expect delightful variations in color, texture, and veining. No two pieces are alike, and that's the magic! Before installation, inspect your chosen stone, blend tiles harmoniously, and celebrate their uniqueness.






At Aspire Stone, we honor nature's artistry. Please note that we don't warranty shade coloration, size/thickness variation, clefting, or surface finish. Once installed, the stone takes center stage, and no claims can be accepted afterward. Remember to request samples from our present stock—they're your backstage pass to understanding the stone's soul.

Homeowners Responsibility: take the following steps to ensure you make the right choice:






1. Request a physical sample to see the true color and texture (do not select from a catalog or website)
2. Request selection photos to see the range of natural variations in color and pattern
3. Understand how to care for your stone by learning the best practices for maintaining and cleaning your stone to keep it looking its best
4. Choose an experienced installer who follows the proper methods set by Tile Council of North America, to ensure a quality installation (may issues with natural stone results from poor installation)



TECHNICAL DATA

Product Description	Country of Origin	<div></div> <div>Shade Variation</div>				<div></div> <div>Durability</div>		<div><div>F</div><div>W</div><div>S</div></div> <div>Suggested Application</div>			<div></div> <div>Suitable for Exterior Applications</div>	<div></div> <div>Recommended Grout Joints</div>	<div></div> <div>Tile Thickness</div>
		Low	Moderate	High	Random	Commercial	Residential	Floor	Wall	Showers*			
Limestone													
Blue Lagos	Portugal		<div></div>			<div></div>	<div></div>	<div></div>	<div></div>			1/8"	3/8"
Blue Lagos Blend	Portugal				<div></div>	<div></div>	<div></div>	<div></div>				1/8"	5/8"
Chihuahua	Mexico		<div></div>			<div></div>	<div></div>	<div></div>	<div></div>	<div></div>	<div></div>	1/8"	3/8"
Gascogne Blue	Portugal		<div></div>			<div></div>	<div></div>	<div></div>	<div></div>	<div></div>	<div></div>	1/8"	3/8"
Gascogne Blue Blend	Portugal				<div></div>	<div></div>	<div></div>	<div></div>	<div></div>	<div></div>	<div></div>	1/8"	5/8"
Golden Beach	Portugal	<div></div>				<div></div>	<div></div>	<div></div>	<div></div>	<div></div>	<div></div>	1/8"	3/8"
Golden Beach Blend	Portugal				<div></div>	<div></div>	<div></div>	<div></div>	<div></div>	<div></div>	<div></div>	1/8"	5/8"
Thala Gray	Tunisia		<div></div>			<div></div>	<div></div>	<div></div>	<div></div>	<div></div>	<div></div>	1/8"	3/8"
Marble													
African Arabescato	Namibia			<div></div>		<div></div>	<div></div>	<div></div>	<div></div>			1/8"	3/8"
Astoria Gray	Turkey	<div></div>				<div></div>	<div></div>	<div></div>	<div></div>	<div></div>		1/8"	3/8"
Calacatta Select	Italy			<div></div>		<div></div>	<div></div>	<div></div>	<div></div>	<div></div>		1/8"	3/8"
Crema Light	Turkey	<div></div>				<div></div>	<div></div>	<div></div>	<div></div>	<div></div>		1/8"	3/8"
Crema Marfil	Spain	<div></div>				<div></div>	<div></div>	<div></div>	<div></div>	<div></div>		1/8"	3/8"
Dolomite White	Turkey	<div></div>				<div></div>	<div></div>	<div></div>	<div></div>	<div></div>		1/8"	3/8"
Iceberg	Turkey		<div></div>			<div></div>	<div></div>	<div></div>	<div></div>	<div></div>		1/8"	3/8"
Negro Marquina	China			<div></div>		<div></div>	<div></div>	<div></div>	<div></div>	<div></div>		1/8"	3/8"
Oriental White	China		<div></div>			<div></div>	<div></div>	<div></div>	<div></div>	<div></div>		1/8"	3/8"
Polar Gray	Turkey		<div></div>			<div></div>	<div></div>	<div></div>	<div></div>	<div></div>		1/8"	3/8"
Studio Collection	Vietnam			<div></div>		<div></div>	<div></div>	<div></div>	<div></div>	<div></div>		1/8"	3/8"
Trifecta	Turkey			<div></div>		<div></div>	<div></div>	<div></div>	<div></div>	<div></div>		1/8"	3/8"
White Carrara	Italy		<div></div>			<div></div>	<div></div>	<div></div>	<div></div>	<div></div>		1/8"	3/8"
White Thassos	Greece	<div></div>				<div></div>	<div></div>	<div></div>	<div></div>	<div></div>		1/8"	3/8"
Vintage Finish	Portugal			<div></div>		<div></div>	<div></div>	<div></div>	<div></div>	<div></div>		1/8"	3/8"

TECHNICAL DATA

Product Description	Country of Origin	<div></div> <div>Shade Variation</div>				<div></div> <div>Durability</div>		<div><div>F</div><div>W</div><div>S</div></div> <div>Suggested Application</div>			<div></div> <div>Suitable for Exterior Applications</div>	<div></div> <div>Recommended Grout Joints</div>	<div></div> <div>Tile Thickness</div>
		Low	Moderate	High	Random	Commercial	Residential	Floor	Wall	Showers*			
Natural Slate													
Autumn Mist	India				●	●	●	●	●		3/8"	3/8" - 1/2"	
Indian Black	India		●			●	●	●	●	●	3/8"	3/8" - 1/2"	
Primrose	India				●	●	●	●		●	3/8"	3/8" - 1/2"	
Rustic Gold	India			●		●	●	●	●		3/8"	3/8" - 1/2"	
Mexican Travertine													
Crema Imperial	Mexico		●			●	●	●	●	●	1/8"	3/8"	
Crema Venato	Mexico		●			●	●	●	●		1/8"	3/8"	
Travertino Caramel	Mexico		●			●	●	●	●		1/8"	3/8"	
Turkish Travertine													
Classic Premium	Turkey	●				●	●	●	●	●	1/8" Tumbled: 3/16"	3/8"	
La Travonya	Turkey			●		●	●	●	●	●	1/8" Tumbled: 3/16"	3/8"	
Silver	Turkey			●		●	●	●	●	●	1/8" Tumbled: 3/16"	3/8"	
Standard	Turkey		●			●	●	●	●	●	1/8" Tumbled: 3/16"	3/8"	



Calacatta Select