



## DEMOGRAPHICS

- The median age of respondents from the community was 40.
- The gender breakdown is 51% female and 49% male.
- Most respondents reported their race as White (58%); African-Americans make up 29% of survey
- The majority of respondents reported their ethnicity as Hispanic (51%).
- 201 children were identified in the survey with a median age of 9 years.
- Veterans made up 10% of the sample.
- Veterans average length of service was 4 years.

### Inside this issue:

Homeless Population Estimates	2
Length of Homelessness	2
Reasons for Homelessness	3
Education, Employment and Income	3
Treatments and Institutions	4
Housing Needs	5
Special Events	5
Community Corner	5

# POINT-IN-TIME SURVEY

The Texas Homeless Network annually coordinates a Point-in-Time homeless survey during the last week in January for communities in the Texas Balance of State Continuum of Care. The "known location" methodology is used with volunteers surveying everyone found at sites identified by the community where persons suffering from homelessness are known to congregate. The resulting survey sample is represented by people in homeless situations and persons who are at risk of becoming homeless. The number of survey responses does not represent the total population suffering from homelessness, so estimates are provided in this report. This information is used by local communities in the development of short and long-term strategies to alleviate homelessness.

On January 28, 2010, despite the wintry weather, approximately ?? volunteers canvassed Lubbock and Lubbock County where people were asked to participate in the survey and in total 359 were completed, representing 560 people.

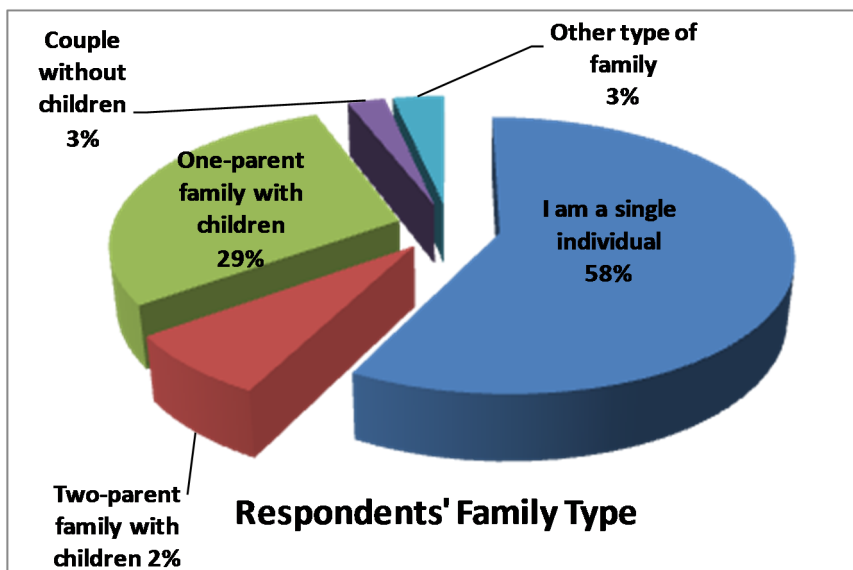
Lubbock county has a total of 265,550 people with 223,432 of those living inside the city limits of Lubbock. The median family income is \$ 2 , 9 0 0 . However, the overall poverty rate is 1 5 . 7 % (*American community survey*) and the current unemployment rate is 6% as of February 2010 (U.S. Bureau of Labor Statistics).

Unfortunately, some of those in poverty and unemployed suffer from homelessness in Lubbock. Advocates conduct surveys to ascertain their characteristics and needs to develop better strategies for assisting people out of homelessness.

A survey like this has been conducted for the past four years. Each year the quality of data has improved.

Communities gain important information through this initiative such as the demographic statistics listed on the left side of this page and the findings outlined throughout this report.

The chart below illustrates that the majority of respondents are single (58%) but a significant percentage (31%) are heads of families with children.



## HOMELESS POPULATION ESTIMATES

The statistics to the right represent the overall homeless population estimates for Lubbock County at a point-in-time level and annually. "Point-in-Time" estimates are representative of the population on any single day during the year. The annualized estimate is larger because it contains persons who fall into and exit out of homelessness throughout the year. Some of these people enter and exit homelessness multiple times annually so one person or family may be duplicated in this estimate.

Point-in-time homeless population estimate for Lubbock County: **719**  
(Texas Homeless Network, 2010)

Annualized homeless population estimate for Lubbock County: **890**  
(Texas Homeless Network, 2010)



## WHERE ARE THEY? WHAT IS THE LENGTH OF HOMELESSNESS?

Significant findings on location and duration of homelessness:

- 76% of respondents were living in Lubbock when they became homeless. 1% lived within 25 miles of Lubbock and the remaining 23% lived in another Texas city or outside the state.

- 29% of respondents stayed in an Emergency Shelter, 19% on the street.

- 68% meet the HUD definition of homelessness<sup>1</sup>, all respondents meet the definition used by Texas school districts.

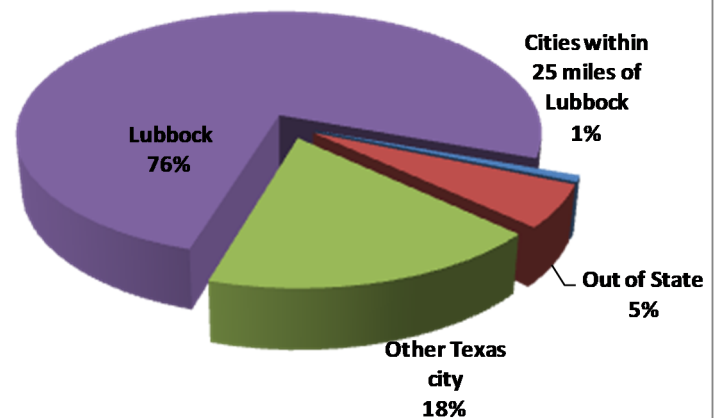
- The median length of homelessness reported by respondents is 3 months, which is higher by 2 months than the statistics from the 2009 survey.

- For 77% of respondents, this is the first time they've experienced homelessness in the past three years. However, 14% reported being homeless 2-3 times in the past three years and another 6% reported being homeless for a year or longer.

other 6% reported being homeless for a year or longer.

- 41% reported experiencing another, separate homeless episode within the past 12 months.

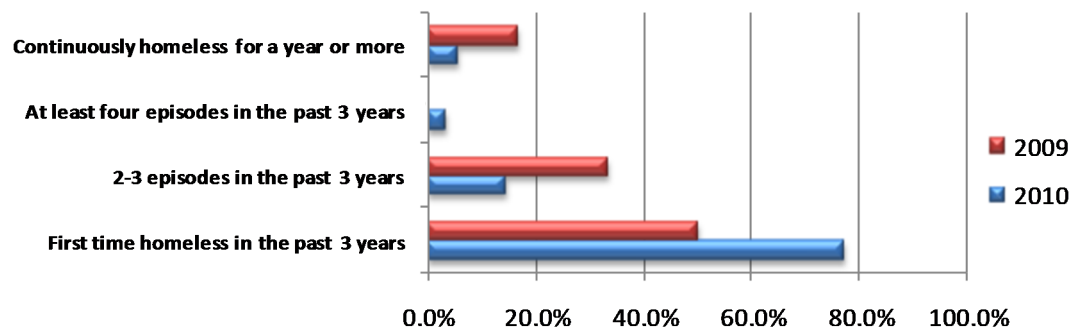
Where respondent lived when becoming homeless



"Not all the people who are homeless are lazy or want a handout...There are those who are just down on their luck at the time." Diane Hudson



## Chronic vs. Episodic Homelessness



<sup>1</sup> §11302. General definition of homeless individual: (a) In general For purposes of this chapter, the term "homeless" or "homeless individual or homeless person" includes- 1. an individual who lacks a fixed, regular, and adequate nighttime residence; and 2. an individual who has a primary nighttime residence that is - A. a supervised publicly or privately operated shelter designed to provide temporary living accommodations (including welfare hotels, congregate shelters, and transitional housing for the mentally ill); B. an institution that provides a temporary residence for individuals intended to be institutionalized; or C. a public or private place not designed for, or ordinarily used as, a regular sleeping accommodation for human beings.

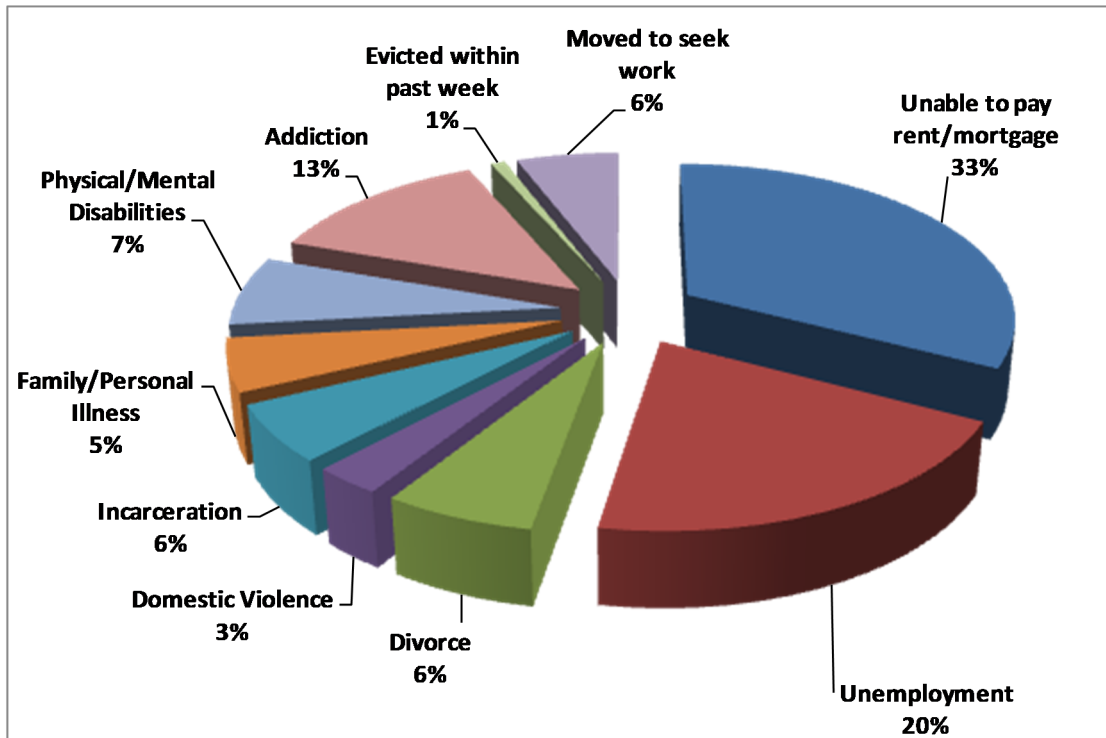
## WHAT ARE THE REASONS FOR BECOMING AND REMAINING HOMELESS?

Respondents were asked to identify the factors contributing to homelessness:

The most identified reasons for becoming homeless are (see chart):

- 33% Inability to pay rent/mortgage
- 20% Unemployment
- 13% Addiction
- 7% Physical/Mental Disability
- 6% Divorce
- 6% Incarceration
- 6% Moved to seek work

The two most common factors cited for remaining homeless were Inability to pay rent/mortgage and Unemployment. While Domestic Violence was the prevalent response 2009 Point-in-Time survey findings in Lubbock.



## EDUCATION, EMPLOYMENT AND INCOME

A set of questions was designed to elicit information about employment and income from respondents:

- 44% of all Lubbock County residents graduated high school while 29% of respondents report attaining a higher degree in this sample.
- 27% did not graduate high school and 7% of those did not pass 8<sup>th</sup> grade.
- 80% of respondents indicated that they were able to work and 49% are working (22% full time).
- Those that work an average of 32 hours per week.
- Median monthly income, was \$900.
- Despite respondents' willingness to work, 51% are unemployed and the median length of unemployment is 6 months.
- When asked where they get income the top four responses in order were: Employer Wages, SSDI/SSI, Social Security, and Child Support

### Employment Status of Respondents

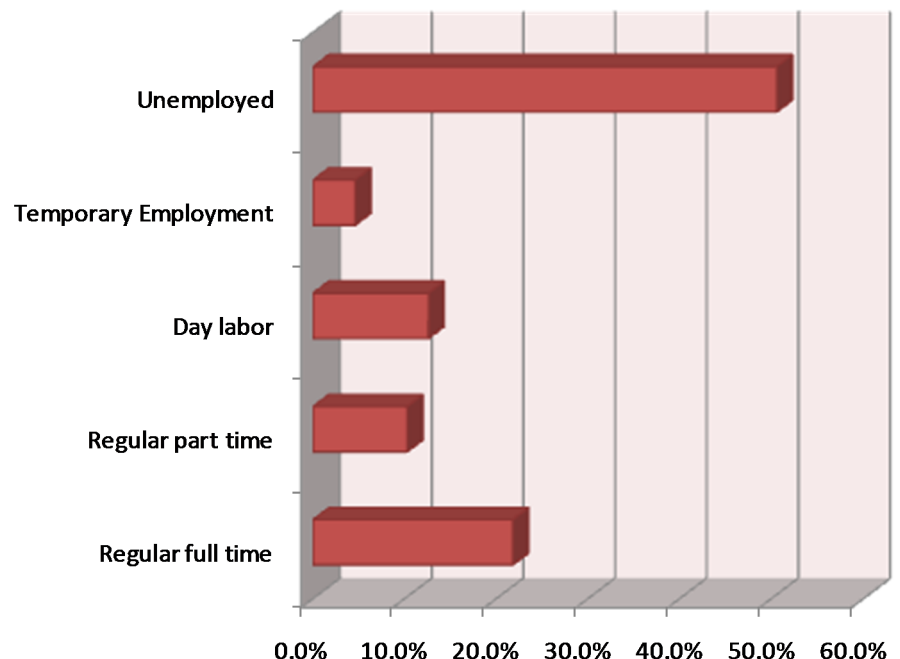




Photo: Martha Taber

"We have come dangerously close to accepting the homeless situation as a problem that we just can't solve." Aloha Kishinami



## TREATMENT RECEIVED, INSTITUTIONAL HISTORY AND SERVICES

Respondents provided information on treatment received, history in institutions and their service needs:

When asked what they are receiving treatment for, the responses in order were:

- 55% *Mental illness*
- 13% *Drug Abuse*
- 12% *HIV/AIDS related illness*
- 11% *Have not or do not receive services*
- 8% *Alcohol Abuse*
- 1% *Other physical condition*

► 53% reported having been in jail and/or prison and 35% in Drug/Alcohol Abuse Treatment, the most common responses to the question about institutional history.

► Prior to entering institutions, 25% of respondents were homeless and almost 2/3 of those were exited into homelessness (63%).

► 83% of respondents needed medical care but only 35% were able to get care when needed.

► When asked where they received treatment, the most common source was the University Medical Center.

► 73% needed dental care but only 16% received it.

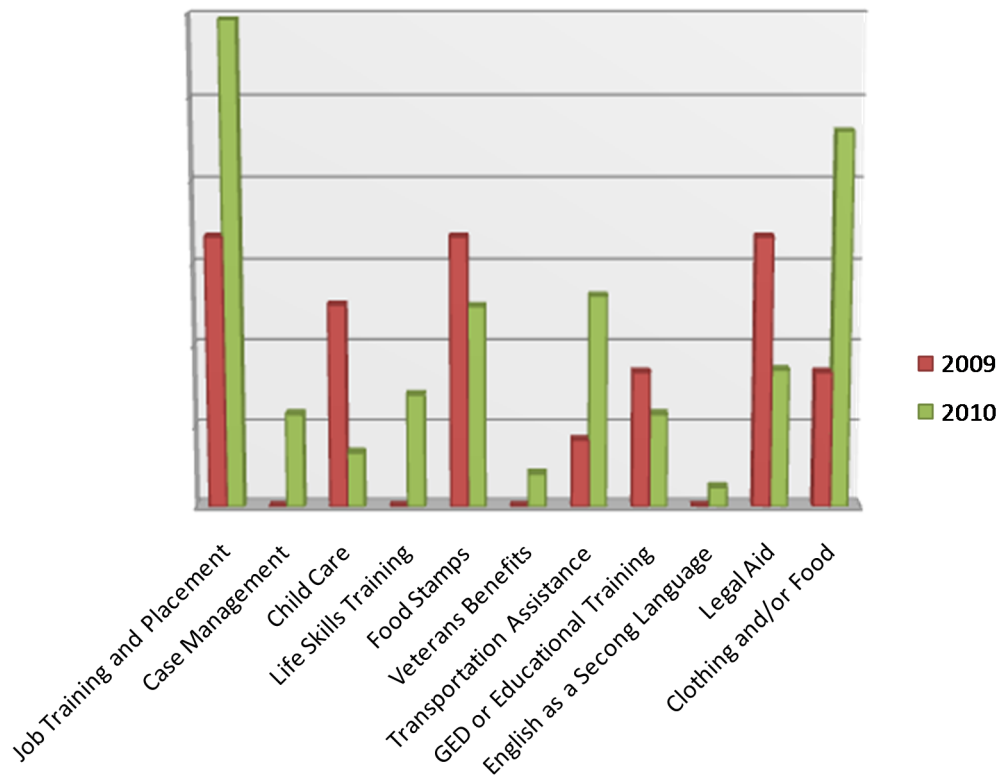
► 24% of respondents needed Mental Health Care but only 18% of those stated that they received it.

When asked what supportive services respondents needed, the top seven responses in 2010 were:

1. **Job Training and Placement**
2. **Clothing and/or Food**
3. **Transportation Assistance**
4. **Food Stamps**
5. **Legal Aid**
6. **Life Skills Training**
7. **Case Management & GED or Educational Training**

(See chart below for all results to this question in 2010 and 2009)

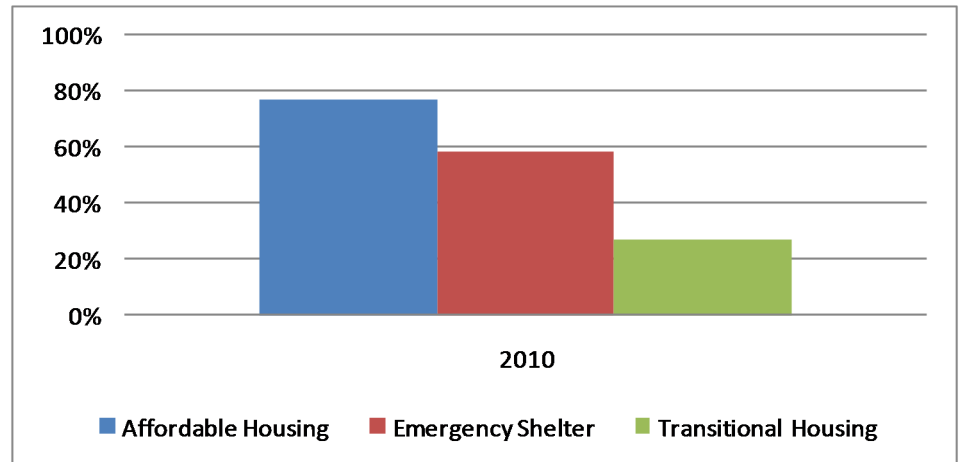
### Services Respondents Need



## **HOUSING NEEDS**

Respondents were asked what type of housing they needed most:

- In 2010, 46% reported needing Affordable housing followed by Emergency Shelter (35%) and Transitional Housing (16%).



## **Special Events**

**Point in Time Survey** — Held the last week of January.

**Homeless Vigil** — To remember the homeless people who have died and to spread awareness of homelessness in Lubbock County.



## **Community Corner - Opportunities to make a difference**

**American Red Cross South Plains Regional Chapter**—Assist Red Cross in delivering mission by following up with clients and reviewing casework. For more information call **806.765.8534**

**Big Brothers Big Sisters of Lubbock**—Volunteers needed for our community mentoring, after school mentoring, and site mentoring programs. Volunteers must be at least 16 years of age for our school and after school programs and 18 yrs of age for our community program, go through an application process which includes an interview, criminal background check and reference checks, and spend, on average, 1 hour a week with their Little Brother or Little Sister in the program. To help out contact **Cindy Miller** at **806.763.6161**

**Vista Care Hospice**—Lubbock's largest hospice and only In-Patient Unit Hospice is searching for volunteers with a kind heart to serve as a receptionist by greeting guests and answering phones one night a week from 7 pm to 9 pm. You will be working with a great team!! Our hours and days of the week are flexible! For more information contact **Shannon Ramos** at **806.748.1041**

**Women's Protective Services Mentoring Program**—WPS is seeking volunteers for our Mentoring program that takes place every Thursday at 6pm - 7pm. Volunteers will meet every Thursday at 6pm and provide much needed mentoring to the children who reside at WPS. Volunteers will be responsible for helping the kids have fun. Activities range from arts and crafts, board games, movie nights, pizza parties, assistance with college entry forms (for example, financial aid forms or college applications), and also just being a buddy to someone who needs a positive role model. Those interested should email Roy at [rrios@wpslbk.org](mailto:rrios@wpslbk.org)



# South Plains Homeless Consortium



The Salvation Army of Lubbock, WorkSource of the South Plains, Women's Protective Services, Children's Home of Lubbock, Family Promise of Lubbock, City of Lubbock, Legal Aid of West Texas, 2-1-1 of Texas, New Light Baptists Church, Lubbock County

MHMR, Across the Street Ministry, Cal Farley, Adult Protective Services, Lubbock Avalanche Journal, Mirrors Inc., Community Health Center of Lubbock, HUD of Texas




Monthly meetings of the Consortium are held on the last Wednesday of each month; 12:00 Noon. Call 806-763-3003 for location information and to RSVP attendance status.

## TEXAS HOMELESS NETWORK

1713 Fortview Road  
Austin, TX 78704

Phone: 512-482-8270  
Fax: 512-478-9077  
E-mail: Eric@thn.org,  
Grace@thn.org, Kraig@thn.org



Helping those who help the homeless

[www.THN.org](http://www.THN.org)