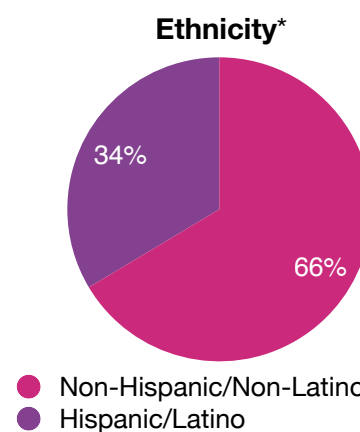
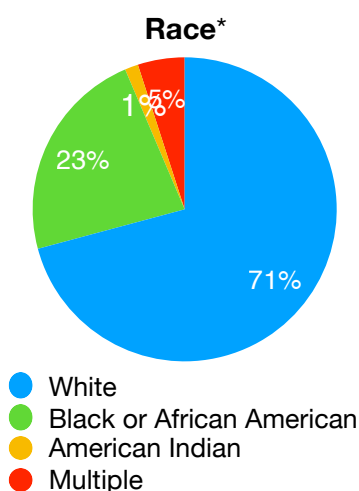
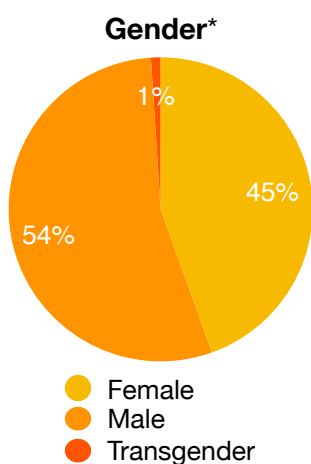




South Plains Homeless Consortium
HUD Point-in-Time Count for Lubbock County
Conducted on January 25, 2019

The Point-in-Time (PIT) count is an annual count of sheltered and unsheltered homeless persons on a single night in January. Each year in Lubbock County, volunteers coordinated by the South Plains Homeless Consortium conduct the count, collecting information that provides a snapshot of homelessness at any given time within our community. Data quality checks are conducted by Texas Homeless Network, the lead agency of the Texas Balance of State Continuum of Care, and submitted to The Department of Housing and Urban Development. This report provides a comparison of the 2019 and 2018 data.

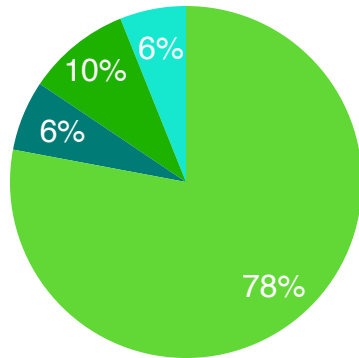
	2019	2018
Total Persons	293	333
Adults (18+)	251	307
Children (Under 18)	42	26
Young Adults (18-24)	21	20
Female	130 (45%)	121 (37%)
Male	159 (54%)	208 (63%)
Transgender	3 (1%)	2 (0.6%)
Chronically Homeless	37	44
Veterans	12	27
Total Sheltered Persons	164 (56%)	196 (59%)
Total Unsheltered Persons	129 (44%)	137 (41%)
Adults reporting (optional) Serious Mental Illness	44	48
Adults reporting (optional) Substance Use Disorder	25	24
Adults reporting (optional) HIV/AIDS	0	3
Adults reporting (optional) Domestic Violence as cause of current episode of homelessness	47	79



*2019 Only, All Persons.



Where were you living when you became homeless this time?

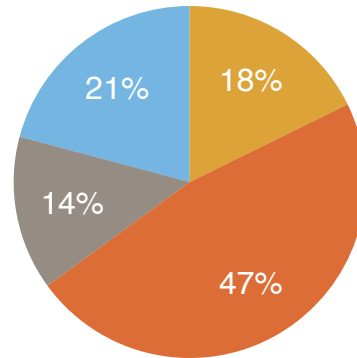


- Lubbock
- Other SPAG Counties
- Other Texas Counties
- Out of State

***84% were living in SPGA Counties.**

***94% were living in Texas Counties.**

How many months have you been homeless this time?



- 1 Month or Less
- 2-6 Months
- 7-12 Months
- More than 1 Year

Reason(s) why you are experiencing homelessness:	
Domestic Violence	90
Unable to Pay Rent	71
Unemployment	69
Divorce/Separation	44
Addiction	40
Incarceration	38
Physical/Mental Disabilities	32
Other	32
Evicted	30
Family/Personal Illness	16
Moved to Seek Work	12
2019 Government Shutdown	3
Natural Disaster	2
Sexual Orientation	2
Aged Out of Foster Care	2

*individuals were able to choose multiple responses.