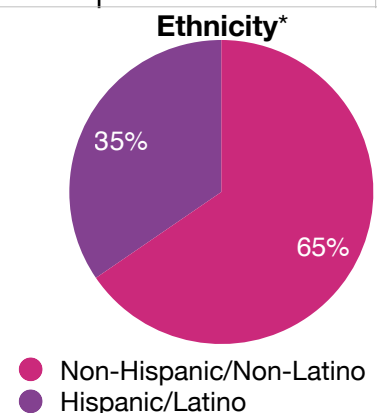
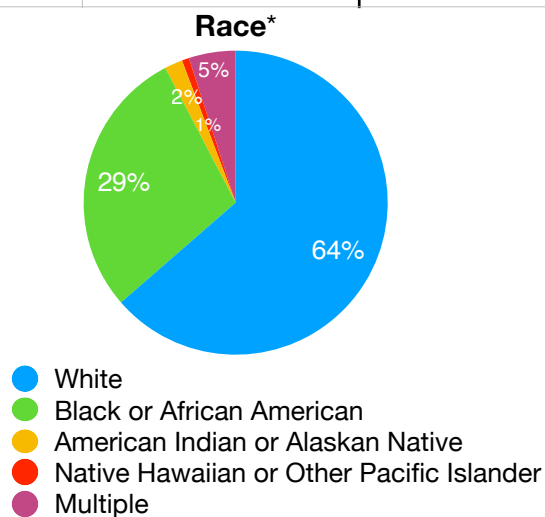
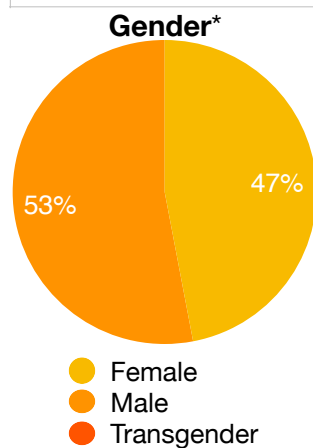




South Plains Homeless Consortium
HUD Point-in-Time Count for Lubbock County
Conducted on January 23, 2020

The Point-in-Time (PIT) count is an annual count of sheltered and unsheltered homeless persons on a single night in January. Each year in Lubbock County, volunteers coordinated by the South Plains Homeless Consortium conduct the count, collecting information that provides a snapshot of homelessness at any given time within our community. Data quality checks are conducted by Texas Homeless Network, the lead agency of the Texas Balance of State Continuum of Care, and submitted to The Department of Housing and Urban Development. This report provides a comparison of the 2020, 2019, and 2018 PIT data.

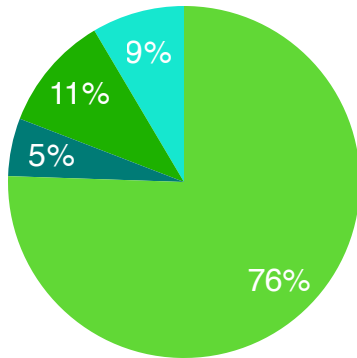
	2020	2019	2018
Total Persons	283	293	333
Adults (18+)	223	251	307
Children (Under 18)	60	42	26
Young Adults (18-24)	23	21	20
Female	129 (47%)	130 (45%)	121 (37%)
Male	144 (53%)	159 (54%)	208 (63%)
Transgender	0 (0%)	3 (1%)	2 (0.6%)
Chronically Homeless	40	37	44
Veterans	13	12	27
Total Sheltered Persons	167 (59%)	164 (56%)	196 (59%)
Total Unsheltered Persons	116 (41%)	129 (44%)	137 (41%)
Adults reporting (optional) Serious Mental Illness	58	44	48
Adults reporting (optional) Substance Use Disorder	22	25	24
Adults reporting (optional) HIV/AIDS	2	0	3
Adults reporting (optional) Domestic Violence as cause of current episode of homelessness	67	47	79



*2020 Only, All Persons.



Where were you living when you became homeless this time?

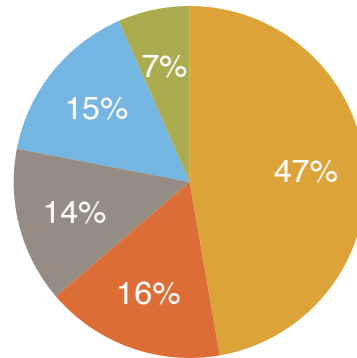


- Lubbock
- Other SPAG Counties
- Other Texas Counties
- Out of State

***81% were living in SPGA Counties.**

***91% were living in Texas Counties.**

How many months have you been homeless this time?



- 0-3 Months
- 4-6 Months
- 7-11 Months
- 1-2 Years
- 3 Years or More

Reason(s) why you are experiencing homelessness:	
Family/Personal Issues	74
Domestic Violence	71
Unemployment	68
Unable to Pay Rent	61
Lack of Assistance/Resources	56
Physical/Mental Disabilities	46
Evicted/History of Broken Lease	43
Divorce/Separation	42
Criminal History	35
Addiction	33
Moved to Seek Work	25
Other	21
Aged Out of Foster Care	5
Natural Disaster	2
Sexual Orientation	1

*individuals were able to choose multiple responses.