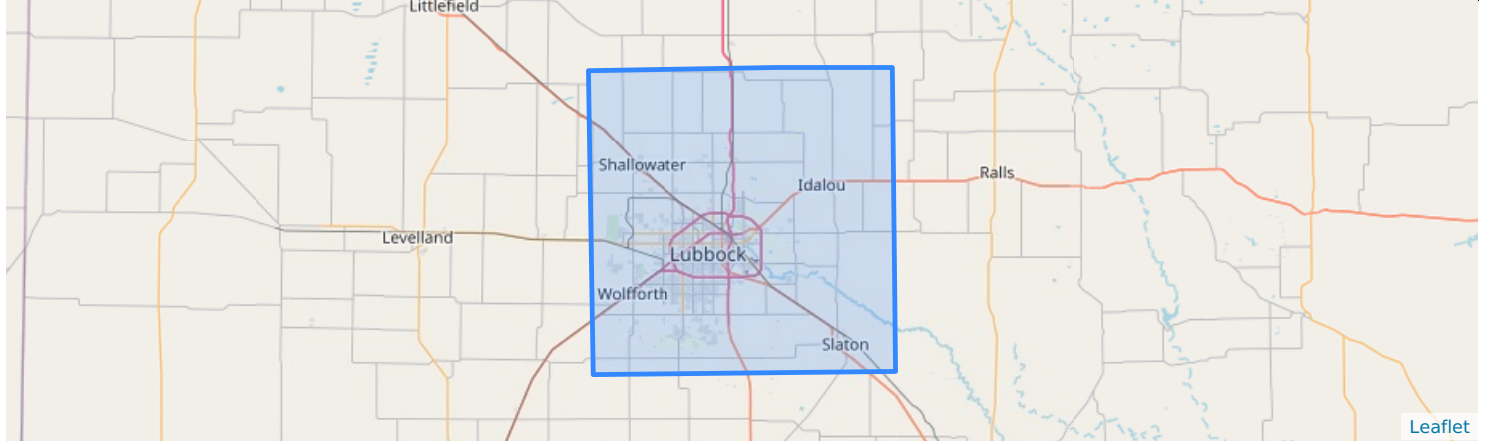


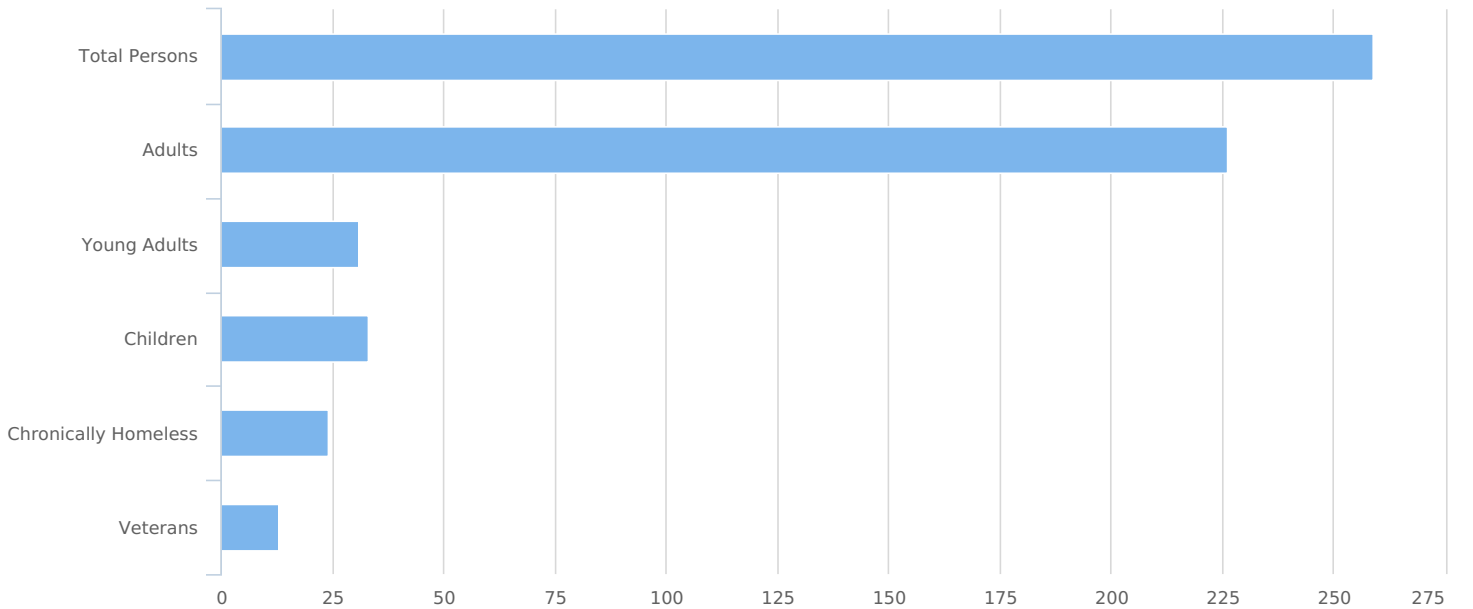
HUD Point in Time Report - Combined

Count:	Texas Balance of State 2022 PIT Count	Geography:	Lubbock
Created by:	Paredes,Alex	Created on:	04/19/2022 11:50 AM

Summary

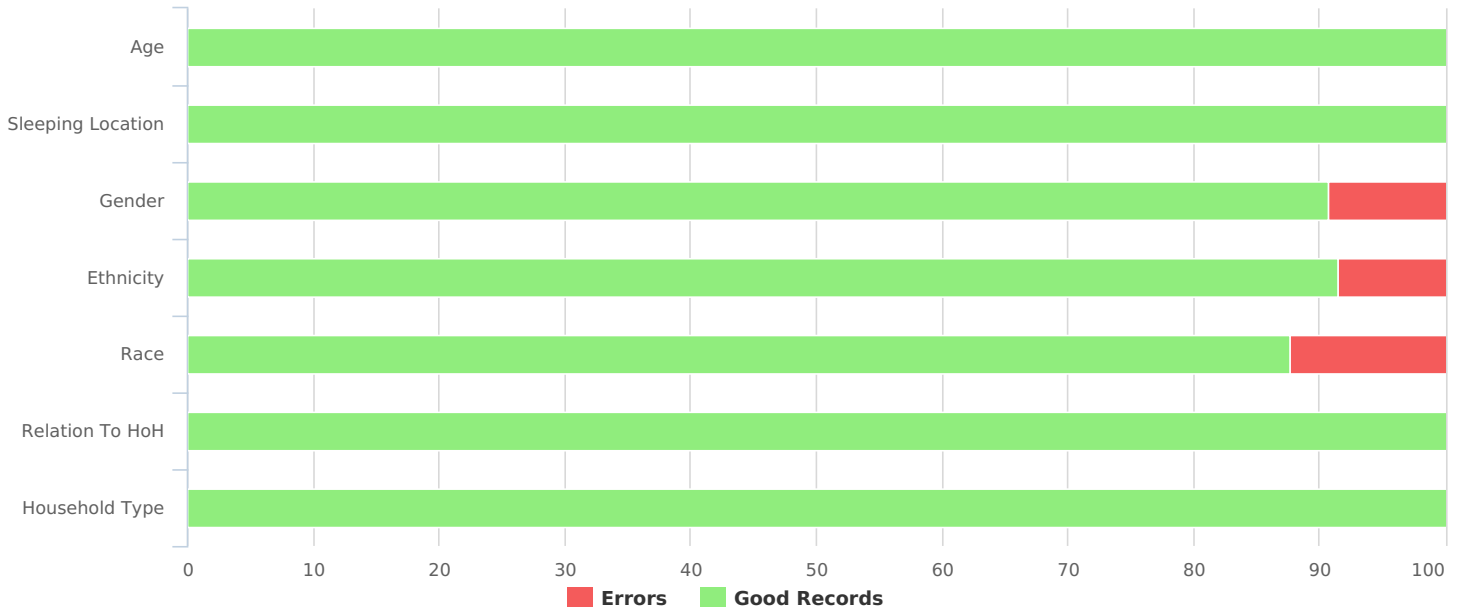


Total Persons	259
Adults (age 18 or older)	226
Young Adults (age 18 to 24)	31
Children (under age 18)	33
Unknown Age	0
Unknown Age - Believe to be Adult	0
Unknown Age - Believe to be Young Adult (18-24)	0
Unknown Age - Believe to be Adult (25+)	0
Unknown Age - Believe to be Child	0
Chronically Homeless	24
Veterans	13



Data Quality Checks

Persons Missing Age Information	0
Persons Missing Sleeping Location	0
Persons Missing Gender	24
Persons Missing Ethnicity	22
Persons Missing Race	32
Persons Missing Relation to HoH	0
Persons with Unknown Household Type	0



All Households

Households with at Least one Adult and One Child

Household and Person Breakdown

Total Number of Households	21
Total Number of Persons	55
Number of Children (under age 18)	33
Number of Young Adults (age 18 to 24)	5
Number of Adults (age 25 or older)	17

Gender

Female	35
Male	20
Transgender	0
A gender other than singularly female or male (e.g., nonbinary, genderfluid, agender, culturally specific gender)	0
Questioning	0

Ethnicity

Non-Hispanic/Non-Latin(a)(o)(x)	39
Hispanic/Latin(a)(o)(x)	15

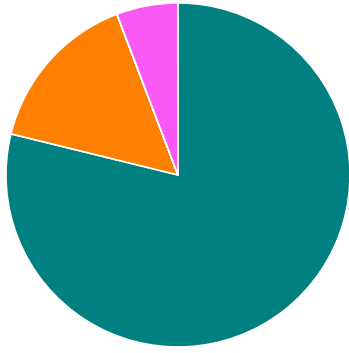
Race

White	41
Black, African American or African	8
Asian	0
American Indian, Alaska Native, or Indigenous	0
Native Hawaiian or Pacific Islander	0
Multiple Races	3

Chronically Homeless

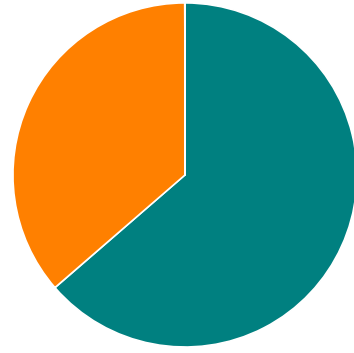
Total Number of Households	0
Total Number of Persons	0

Race



White Black or African American Asian
American Indian Native Hawaiian Multiple

Gender



Female Male Transgender
A gender other than singularly... Questioning

Households without Children

Household and Person Breakdown

Total Number of Households	202
Total Number of Persons	204
Number of Young Adults (age 18 to 24)	26
Number of Adults (age 25 or older)	178

Gender

Female	57
Male	122
Transgender	0
A gender other than singularly female or male (e.g., nonbinary, genderfluid, agender, culturally specific gender)	0
Questioning	1

Ethnicity

Non-Hispanic/Non-Latin(a)(o)(x)	112
Hispanic/Latin(a)(o)(x)	70

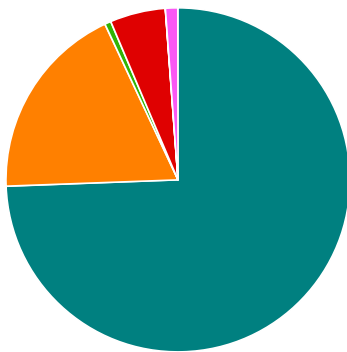
Race

White	128
Black, African American or African	32
Asian	1
American Indian, Alaska Native, or Indigenous	9
Native Hawaiian or Pacific Islander	0
Multiple Races	2

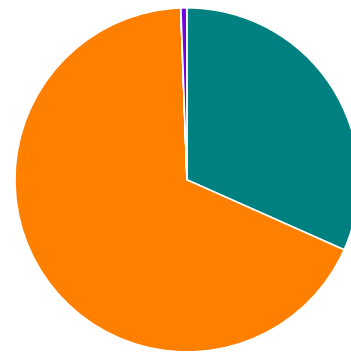
Chronically Homeless

Total Number of Persons	24
-------------------------	----

Race



Gender



■ White
 ■ Black or African American
 ■ Asian
 ■ American Indian
 ■ Native Hawaiian
 ■ Multiple

■ Female
 ■ Male
 ■ Transgender
 ■ A gender other than singularly...
 ■ Questioning

Households with Only Children

Household and Person Breakdown

Total Number of Households	0
Total Number of Children	0

Gender

Female	0
Male	0
Transgender	0
A gender other than singularly female or male (e.g., nonbinary, genderfluid, agender, culturally specific gender)	0
Questioning	0

Ethnicity

Non-Hispanic/Non-Latin(a)(o)(x)	0
Hispanic/Latin(a)(o)(x)	0

Race

White	0
Black, African American or African	0
Asian	0
American Indian, Alaska Native, or Indigenous	0
Native Hawaiian or Pacific Islander	0
Multiple Races	0

Chronically Homeless

Total Number of Persons	0
-------------------------	---

Race

Gender

■ White
 ■ Black or African American
 ■ Asian
■ American Indian
 ■ Native Hawaiian
 ■ Multiple

■ Female
 ■ Male
 ■ Transgender
■ A gender other than singularly...
 ■ Questioning

Veteran Households

Veteran Households with at Least One Adult and One Child

Household and Person Breakdown

Total Number of Households	0
Total Number of Persons	0
Total Number of Veterans	0

Gender

Female	0
Male	0
Transgender	0
A gender other than singularly female or male (e.g., nonbinary, genderfluid, agender, culturally specific gender)	0
Questioning	0

Ethnicity

Non-Hispanic/Non-Latin(a)(o)(x)	0
Hispanic/Latin(a)(o)(x)	0

Race

White	0
Black, African American or African	0
Asian	0
American Indian, Alaska Native, or Indigenous	0
Native Hawaiian or Pacific Islander	0
Multiple Races	0

Chronically Homeless

Total Number of Households	0
Total Number of Persons	0

Race

Gender

■ White
 ■ Black or African American
 ■ Asian
■ American Indian
 ■ Native Hawaiian
 ■ Multiple

■ Female
 ■ Male
 ■ Transgender
■ A gender other than singularly...
 ■ Questioning

Veteran Households without Children

Household and Person Breakdown

Total Number of Households	13
Total Number of Persons	13
Total Number of Veterans	13

Gender

Female	1
Male	12
Transgender	0
A gender other than singularly female or male (e.g., nonbinary, genderfluid, agender, culturally specific gender)	0
Questioning	0

Ethnicity

Non-Hispanic/Non-Latin(a)(o)(x)	12
Hispanic/Latin(a)(o)(x)	1

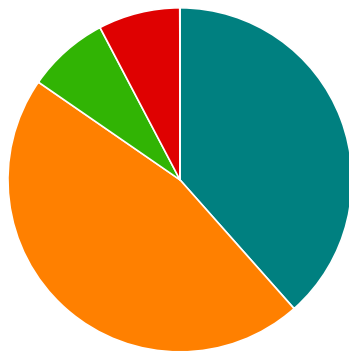
Race

White	5
Black, African American or African	6
Asian	1
American Indian, Alaska Native, or Indigenous	1
Native Hawaiian or Pacific Islander	0
Multiple Races	0

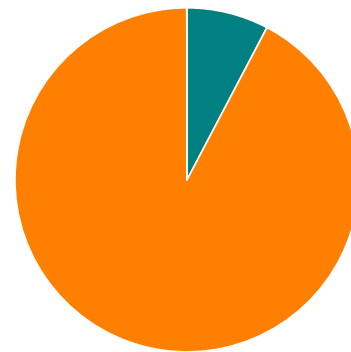
Chronically Homeless

Total Number of Households	2
Total Number of Persons	2

Race



Gender



■ White
 ■ Black or African American
 ■ Asian
 ■ American Indian
 ■ Native Hawaiian
 ■ Multiple

■ Female
 ■ Male
 ■ Transgender
 ■ A gender other than singularly...
 ■ Questioning

Youth Households

Unaccompanied Youth Households

Household and Person Breakdown

Total Number of Unaccompanied Youth Households	25
Total Number of Unaccompanied Youth	25
Total Number of Unaccompanied Youth (under age 18)	0
Total Number of Unaccompanied Youth (18 to 24)	25

Gender

Female	12
Male	11
Transgender	0
A gender other than singularly female or male (e.g., nonbinary, genderfluid, agender, culturally specific gender)	0
Questioning	0

Ethnicity

Non-Hispanic/Non-Latin(a)(o)(x)	13
Hispanic/Latin(a)(o)(x)	11

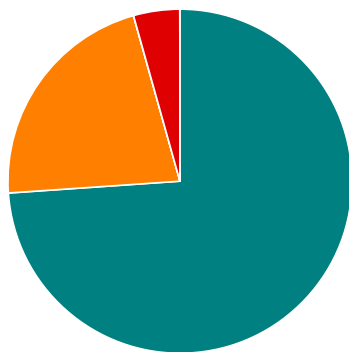
Race

White	17
Black, African American or African	5
Asian	0
American Indian, Alaska Native, or Indigenous	1
Native Hawaiian or Pacific Islander	0
Multiple Races	0

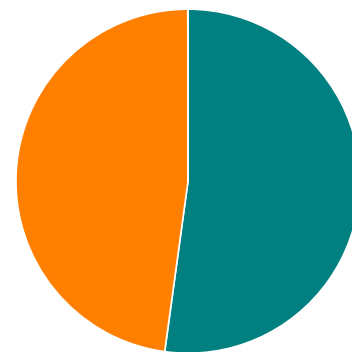
Chronically Homeless

Total Number of Persons	2
-------------------------	---

Race



Gender



■ White
 ■ Black or African American
 ■ Asian
 ■ American Indian
 ■ Native Hawaiian
 ■ Multiple

■ Female
 ■ Male
 ■ Transgender
 ■ A gender other than singularly...
 ■ Questioning

Parenting Youth

Household and Person Breakdown

Total Number of Parenting Youth Households	4
Total Number of Persons in Parenting Youth Households	10
Total Parenting Youth	4
Total Children in Parenting Youth Households	6
Number of Parenting Youth Under 18	0
Children in Households with Parenting Youth Under 18	0
Number of Parenting Youth 18 to 24	4
Children in Households with Parenting Youth 18 to 24	6

Gender

Female	4
Male	0
Transgender	0
A gender other than singularly female or male (e.g., nonbinary, genderfluid, agender, culturally specific gender)	0
Questioning	0

Ethnicity

Non-Hispanic/Non-Latin(a)(o)(x)	3
Hispanic/Latin(a)(o)(x)	0

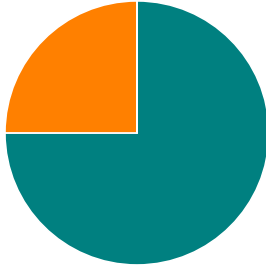
Race

White	3
Black, African American or African	1
Asian	0
American Indian, Alaska Native, or Indigenous	0
Native Hawaiian or Pacific Islander	0
Multiple Races	0

Chronically Homeless

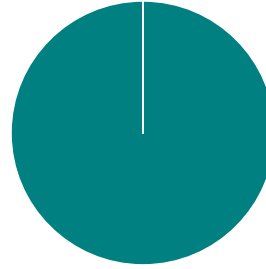
Total Number of Households	0
Total Number of Persons	0

Race



White Black or African American Asian
American Indian Native Hawaiian Multiple

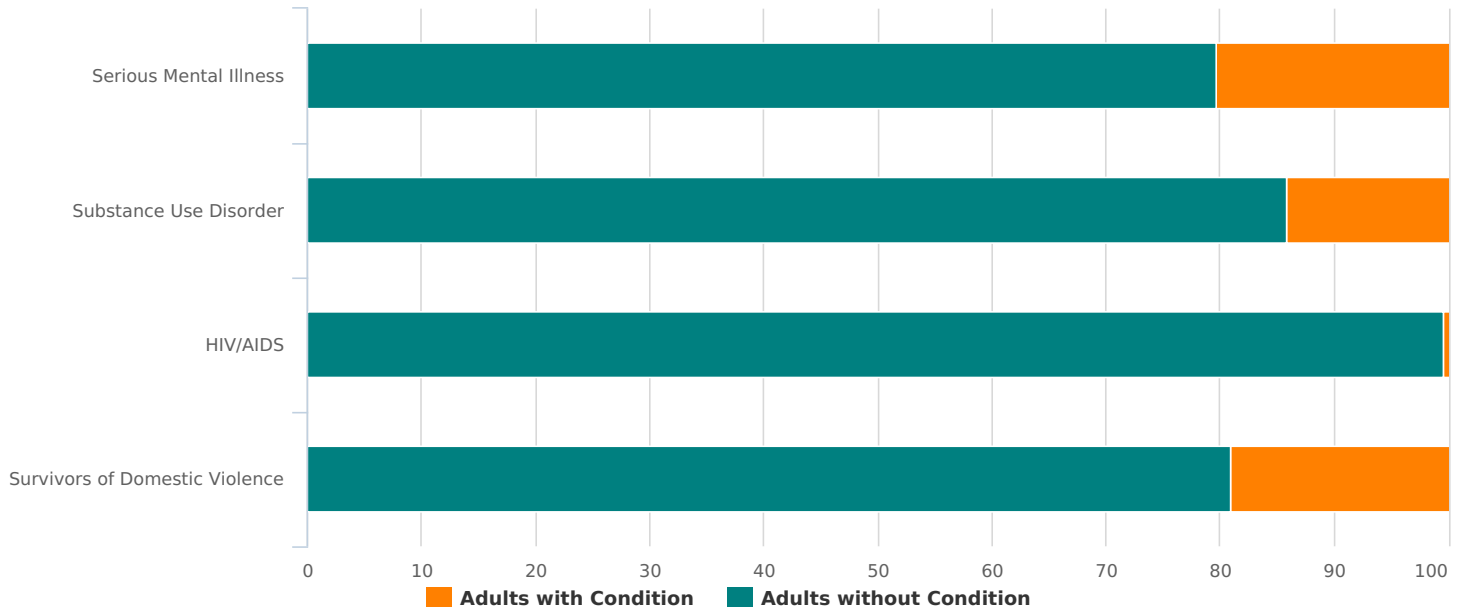
Gender



Female Male Transgender
A gender other than singularly... Questioning

Additional Homeless Populations (Adults Only)

Serious Mental Illness	46
Substance Use Disorder	32
HIV/AIDS	1
Survivors of Domestic Violence (optional)	43



Personal Information

Do you identify as lesbian, gay, bisexual, transgender, and/or queer (LGBTQ+) ?

Yes	8
No	196
Don't Know	0
Refused	4
Total	208

Have you been told or do you believe you have a chronic/ ongoing health condition that affects your ability to support yourself/family or live independently?

Yes	39
No	161
Don't Know	2
Refused	0
Data Not Collected	6
Total	208

Have you been told or do you believe you have a physical disability that affects your ability to support yourself/family or live independently?

Yes	27
No	172
Don't Know	2
Refused	0
Data Not Collected	6
Total	207

Have you been told or do you believe you have a developmental disability?

Yes	19
No	179
Don't Know	3
Refused	0
Data Not Collected	6
Total	207

Experience with Homelessness

Where are you sleeping tonight?

Abandoned building/structure	14
Bus, train station, airport	3
Outdoor encampment	6
Park	6
Street or Sidewalk	8
Under bridge/overpass	1
Vehicle	7
Total	45

Is this the first time you've been homeless?

Yes	106
No	96
Don't Know	0
Refused	2
Total	204

How old were you when you first became homeless?

Under 5 years old	1
5-12 years old	1
13-17 years old	11
18-24 years old	12
25-54 years old	62
55-61 years old	3
62+ years old	0
Total	90

How many months did you stay in shelter or on the streets over the past 3 years?

0 to 3 months	19
4 to 6 months	18
7 to 11 months	16
1 to 2 years	17
2 to 3 years	3
3 years or more	16
Total	89

How many separate times have you stayed in sheltered or on the streets in the past 3 years?

Fewer than 4	56
4 or more times	30
Don't Know	1
Refused	2
Total	89

How many months have you been homeless this time?

0 to 3 months	81
4 to 6 months	36
7 to 11 months	21
1 to 2 years	25
2 to 3 years	10
3 years or more	19
Total	192

Observation Surveys

Number of surveys: 17

Age Range

Under 5 years old	0
5-12 years old	0
13-17 years old	0
18-24 years old	2
25-34 years old	4
35-44 years old	5
45-54 years old	4
55-61 years old	0
62+ years old	2
Total	17

What made you believe the person was experiencing homelessness?

Activity (Panhandling. Sleeping outside. Sleeping in vehicle. Etc.)	9
Appearance (Carrying personal belongings/ clothing that wouldn't protect from the elements)	2
Prior interactions/known to be unhoused	7
They are accessing services for those experiencing homelessness	1
They informed me they are unhoused	3
Total *multiple answers can be selected*	22

Where did you encounter this individual?

Abandoned building/structure	2
Bus, train station, airport	0
Outdoor encampment	2
Park	1
Service Provider (soup kitchen, day shelter, etc.)	0
Street or sidewalk	12
Under bridge/overpass	0
Vehicle	0
Total	17