

FINISHES / NOTES

VARIOUS FINISHES AVAILABLE
 GRADE 6063T6 MILL FINISH, PRE PUNCHED TO
 SUIT TILE MODULE
 GRADE 6063T66, MILL FINISH VARIABLE BRACKETS
 AND SIZES
 GRADE 3005H47, PPC FROM STANDARD RANGE
 GRADE 6063T6, SILVER ANODIZED
 GRADE 3005H47, MILL FINISH

KEY COMPONENT LEGEND

- (A) ARGETON TERRACOTTA TILE
- (B) VERTICAL ALUMINIUM T SECTION SUPPORT
- (C) ALUMINIUM BRACKET WITH ISOLATION PAD
- (D) ALUMINIUM DRAINAGE PROFILE
- (E) ALUMINIUM TILE CLIPS
- (F) ALUMINIUM CONTINUOUS TOP CLIP
- (G) ALUMINIUM SPRING PROFILE

- (1) INDICATIVE FINISHES NOT BY
 TELLING Eg :
 INSULATION
 BREATHER MEMBRANE
 CONCRETE / CMU STRUCTURE
 INTERNAL FINISHES
 GLAZING SYSTEMS AND SEALS
 CLOSURE TRIMS / FLASHINGS

| Rev. | Date | By | Comments |
|------|------|----|----------|
|------|------|----|----------|

Drawing Status :

FOR INFORMATION

Material :
 ARGETON TAMPA TILES
 A SERIES
 VERTICAL T TO CONCRETE



Telling Architectural Systems
 125 High Rock Ave
 Suite 211
 Saratoga Springs NY 12866
 Tel : 518 360 7505
 www.tellingarchitectural.com
 © Telling Architectural Systems LLC

Do not scale from this drawing. If in doubt ask

Drawing Title :
 SYSTEM COMPONENTS AND
 NOTES

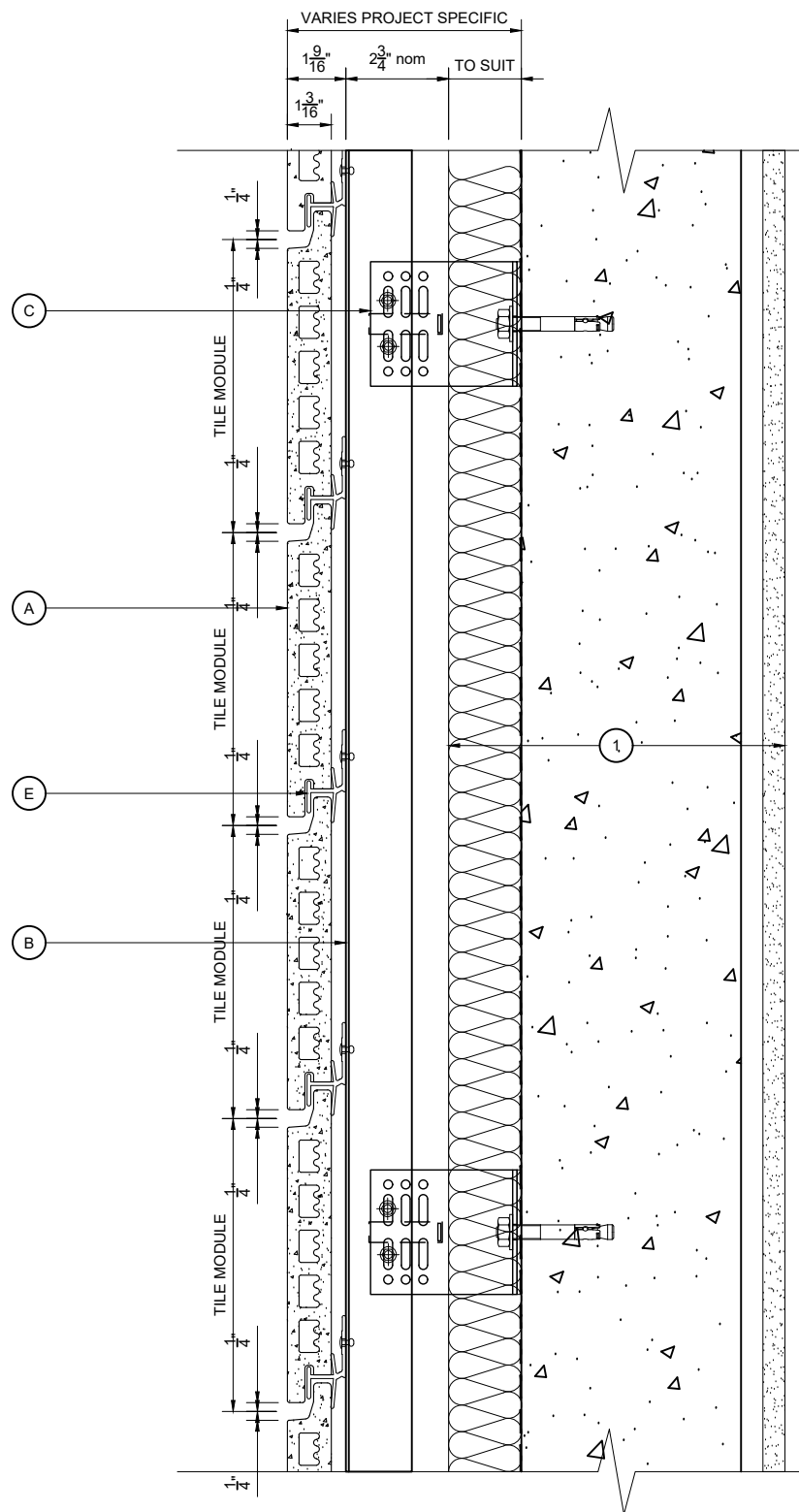
Scale :
 1 : 5
 Checked : RAC
 Date : JAN 2020
 Drawn : EJR
 Date : JAN 2020

| Size | Drawing No. | Rev. |
|------|--------------|------|
| A3 | ARG-AU-INDEX | |



NOTE:
THESE STANDARD DETAILS DO NOT
INCORPORATE FIRE BARRIER
REQUIREMENTS AROUND WINDOW
OPENINGS AND FLOOR SLABS.
THESE INTERFACING
REQUIREMENTS MUST BE
REVIEWED WITH THE LOCAL FIRE
INSPECTOR BEFORE FINALISATION
OF DETAILS.

VERTICAL SECTION



KEY COMPONENT LEGEND

- (A) ARGENTON TERRACOTTA TILE
- (B) VERTICAL ALUMINIUM T SECTION SUPPORT
- (C) ALUMINIUM BRACKET WITH ISOLATION PAD
- (D) ALUMINIUM DRAINAGE PROFILE
- (E) ALUMINIUM TILE CLIPS
- (F) ALUMINUM CONTINUOUS TOP CLIP
- (G) ALUMINIUM SPRING PROFILE

① INDICATIVE FINISHES NOT BY TELLING Eg :

INSULATION
BREATHER MEMBRANE
CONCRETE / CMU STRUCTURE
INTERNAL FINISHES
GLAZING SYSTEMS AND SEALS
CLOSURE TRIMS / FLASHINGS

| Rev. | Date | By | Comments |
|------|------|----|----------|
|------|------|----|----------|

Drawing Status :

FOR INFORMATION

Material :

ARGETON TAMPA TILES
A SERIES
VERTICAL T TO CONCRETE



Telling Architectural Systems
125 High Rock Ave
Suite 211
Saratoga Springs
NY12866

Tel : 518 360 7505
www.tellingarchitectural.com

© Telling Architectural Systems LLC

Do not scale from this drawing. If in doubt ask

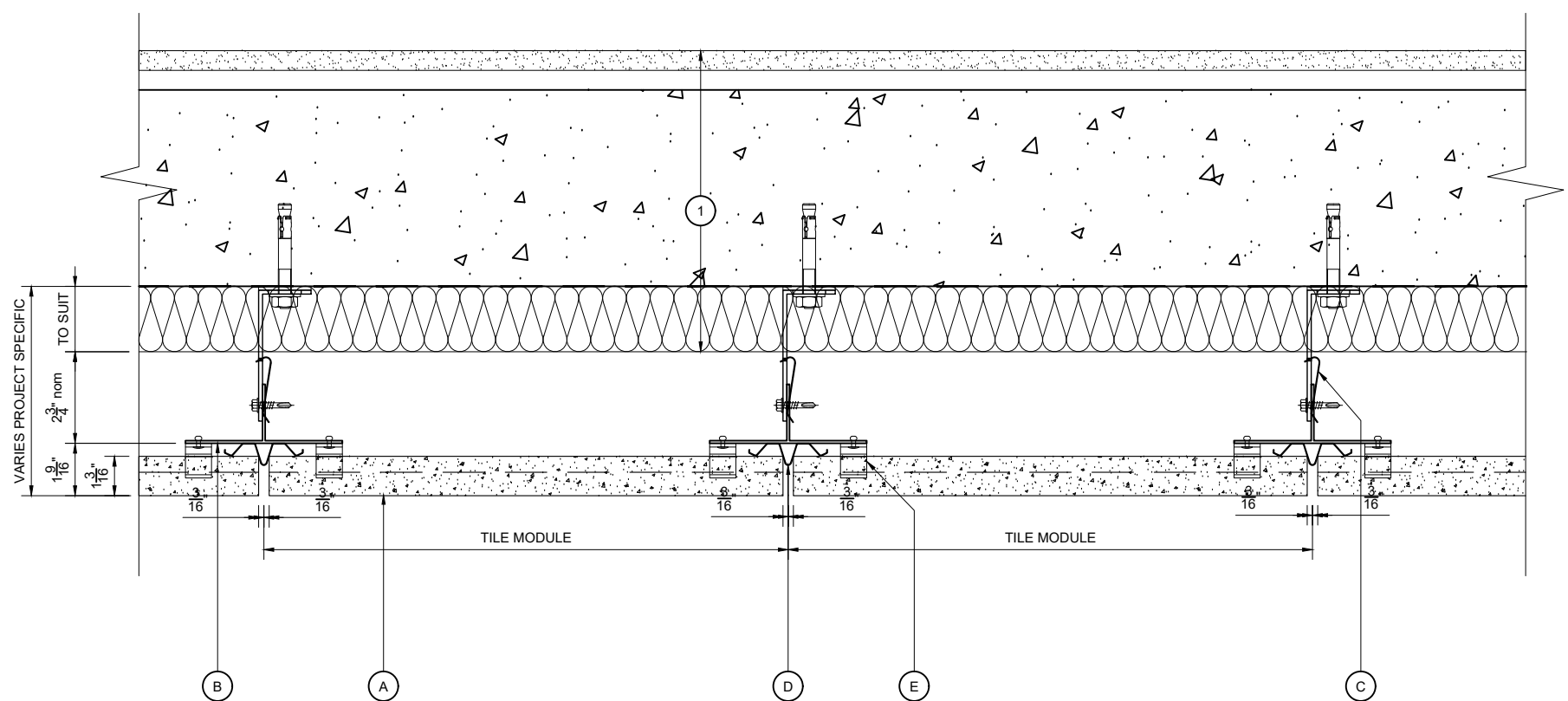
Drawing Title :

VERTICAL SECTION

| | | |
|---------|-----------------|-----------------|
| Scale : | Checked : RAC | Drawn : EJR |
| 1 : 5 | Date : JAN 2020 | Date : JAN 2020 |

| | | |
|------|-------------|------|
| Size | Drawing No. | Rev. |
| A3 | ARG-AUD01 | |

NOTE:
THESE STANDARD DETAILS DO NOT
INCORPORATE FIRE BARRIER
REQUIREMENTS AROUND WINDOW
OPENINGS AND FLOOR SLABS.
THESE INTERFACING
REQUIREMENTS MUST BE
REVIEWED WITH THE LOCAL FIRE
INSPECTOR BEFORE FINALISATION
OF DETAILS.



HORIZONTAL SECTION

KEY COMPONENT LEGEND

- (A) ARGETON TERRACOTTA TILE
- (B) VERTICAL ALUMINIUM T SECTION SUPPORT
- (C) ALUMINIUM BRACKET WITH ISOLATION PAD
- (D) ALUMINIUM DRAINAGE PROFILE
- (E) ALUMINIUM TILE CLIPS
- (F) ALUMINUM CONTINUOUS TOP CLIP
- (G) ALUMINIUM SPRING PROFILE

(1) INDICATIVE FINISHES NOT BY TELLING Eg :
INSULATION
BREATHER MEMBRANE
CONCRETE / CMU STRUCTURE
INTERNAL FINISHES
GLAZING SYSTEMS AND SEALS
CLOSURE TRIMS / FLASHINGS

| Rev. | Date | By | Comments |
|------|------|----|----------|
|------|------|----|----------|

Drawing Status :

FOR INFORMATION

Material :
ARGETON TAMPA TILES
A SERIES
VERTICAL T TO CONCRETE

 Telling Architectural

Telling Architectural Systems
125 High Rock Ave
Suite 211
Saratoga Springs
NY 12866

Tel : 518 360 7505
www.tellingarchitectural.com

© Telling Architectural Systems LLC

Do not scale from this drawing. If in doubt ask

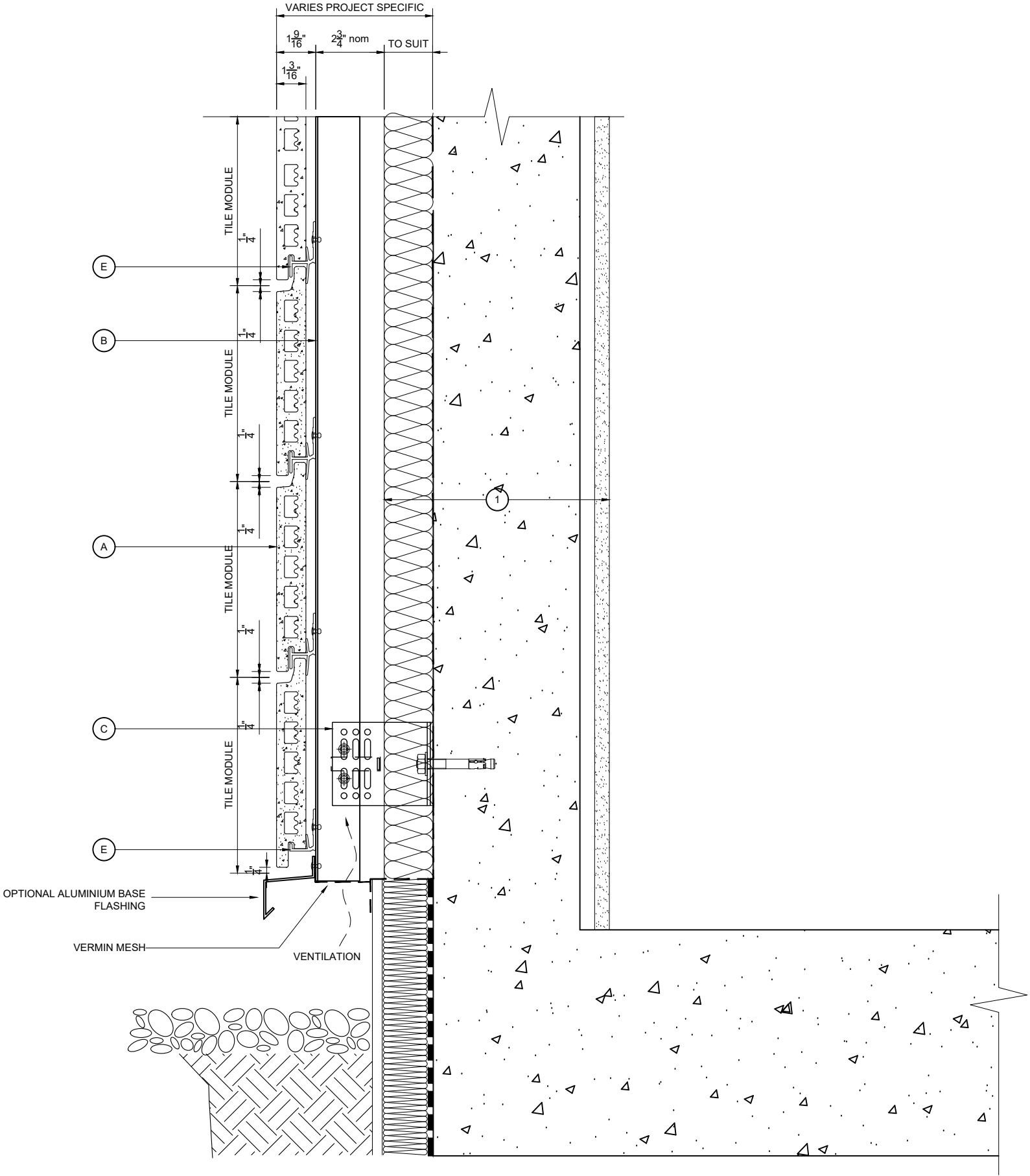
Drawing Title :

HORIZONTAL SECTION

| | | |
|---------|-----------------|-----------------|
| Scale : | Checked : RAC | Drawn : EJR |
| 1 : 5 | Date : JAN 2020 | Date : JAN 2020 |

| Size | Drawing No. | Rev. |
|------|-------------|------|
| A3 | ARG-AUD02 | |

NOTE:
THESE STANDARD DETAILS DO NOT
INCORPORATE FIRE BARRIER
REQUIREMENTS AROUND WINDOW
OPENINGS AND FLOOR SLABS.
THESE INTERFACING
REQUIREMENTS MUST BE
REVIEWED WITH THE LOCAL FIRE
INSPECTOR BEFORE FINALISATION
OF DETAILS.



BASE DETAIL

- KEY COMPONENT LEGEND**
- A ARGETON TERRACOTTA TILE
 - B VERTICAL ALUMINIUM T SECTION SUPPORT
 - C ALUMINIUM BRACKET WITH ISOLATION PAD
 - D ALUMINIUM DRAINAGE PROFILE
 - E ALUMINIUM TILE CLIPS
 - F ALUMINUM CONTINUOUS TOP CLIP
 - G ALUMINIUM SPRING PROFILE

- 1 INDICATIVE FINISHES NOT BY TELLING Eg :
- INSULATION
 - BREATHER MEMBRANE
 - CONCRETE / CMU STRUCTURE
 - INTERNAL FINISHES
 - GLAZING SYSTEMS AND SEALS
 - CLOSURE TRIMS / FLASHINGS

| Rev. | Date | By | Comments |
|------------------|------|----|----------|
| Drawing Status : | | | |

FOR INFORMATION

Material :
**ARGETON TAMPA TILES
A SERIES
VERTICAL T TO CONCRETE**

 **Telling Architectural**

Telling Architectural Systems
125 High Rock Ave
Suite 211
Saratoga Springs
NY 12866

Tel : 518 360 7505
www.tellingarchitectural.com

© Telling Architectural Systems LLC

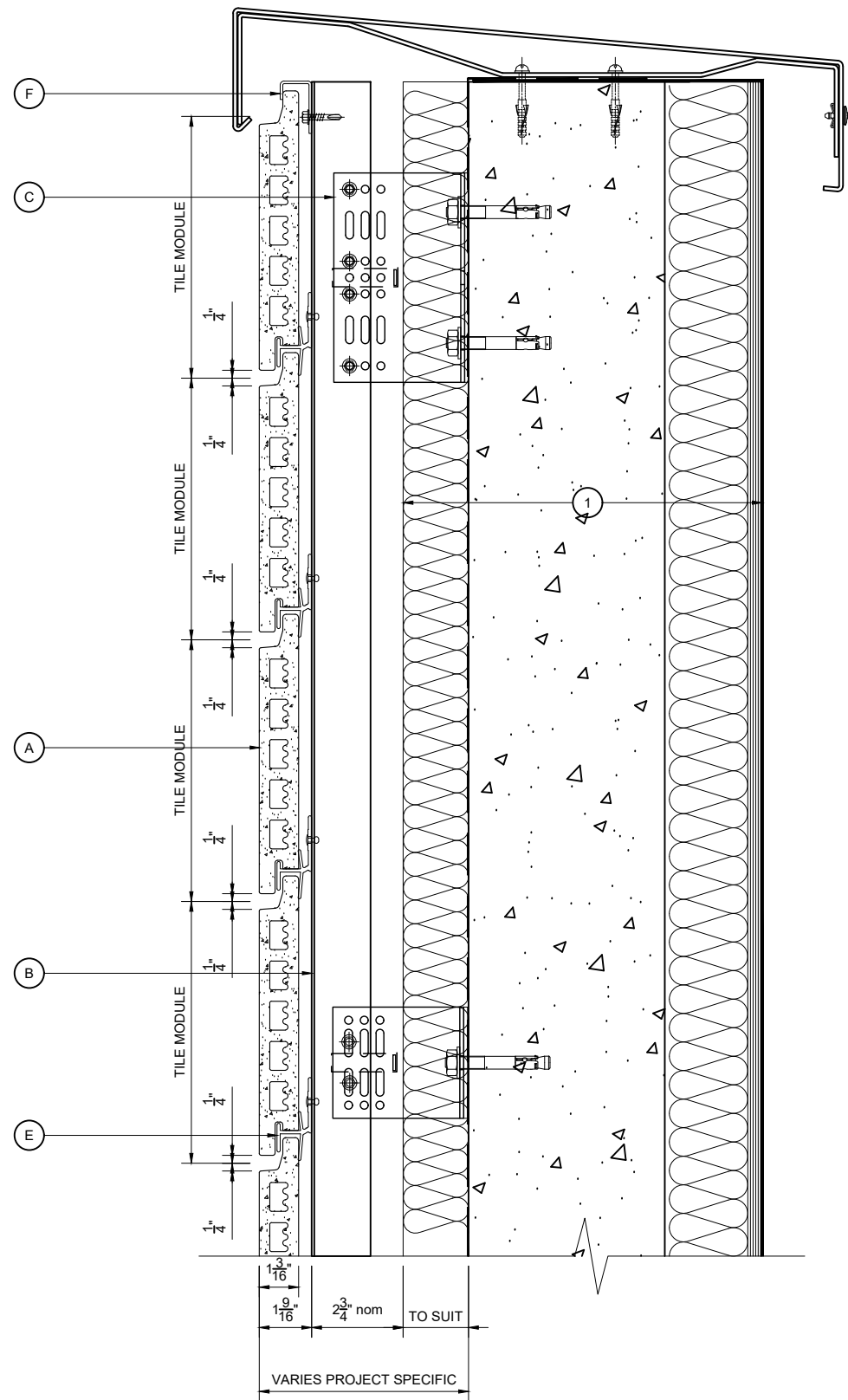
Do not scale from this drawing. If in doubt ask

Drawing Title :
BASE DETAIL

| | | |
|---------|-----------------|-----------------|
| Scale : | Checked : RAC | Drawn : EJR |
| 1 : 5 | Date : JAN 2020 | Date : JAN 2020 |

| Size | Drawing No. | Rev. |
|------|-------------|------|
| A3 | ARG-AUD03 | |

NOTE:
THESE STANDARD DETAILS DO NOT
INCORPORATE FIRE BARRIER
REQUIREMENTS AROUND WINDOW
OPENINGS AND FLOOR SLABS.
THESE INTERFACING
REQUIREMENTS MUST BE
REVIEWED WITH THE LOCAL FIRE
INSPECTOR BEFORE FINALISATION
OF DETAILS.



PARAPET DETAIL

- KEY COMPONENT LEGEND**
- A ARGETON TERRACOTTA TILE
 - B VERTICAL ALUMINIUM T SECTION SUPPORT
 - C ALUMINIUM BRACKET WITH ISOLATION PAD
 - D ALUMINIUM DRAINAGE PROFILE
 - E ALUMINIUM TILE CLIPS
 - F ALUMINUM CONTINUOUS TOP CLIP
 - G ALUMINIUM SPRING PROFILE
- 1 INDICATIVE FINISHES NOT BY TELLING Eg :
INSULATION
BREATHER MEMBRANE
CONCRETE / CMU STRUCTURE
INTERNAL FINISHES
GLAZING SYSTEMS AND SEALS
CLOSURE TRIMS / FLASHINGS

| Rev. | Date | By | Comments |
|---|------|----|----------|
| Drawing Status : | | | |
| FOR INFORMATION | | | |
| Material : | | | |
| ARGETON TAMPA TILES A SERIES VERTICAL T TO CONCRETE | | | |



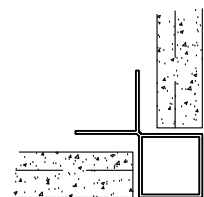
Telling Architectural Systems
125 High Rock Ave
Suite 211
Saratoga Springs NY 12866
Tel : 518 360 7505
www.tellingarchitectural.com
© Telling Architectural Systems LLC

Do not scale from this drawing. If in doubt ask

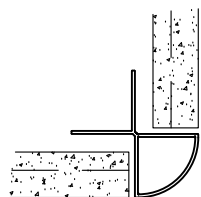
Drawing Title :
PARAPET DETAIL

| Scale : | Checked : RAC | Drawn : EJR |
|---------|-----------------|-----------------|
| 1 : 5 | Date : JAN 2020 | Date : JAN 2020 |

| Size | Drawing No. | Rev. |
|------|-------------|------|
| A3 | ARG-AUD04 | |



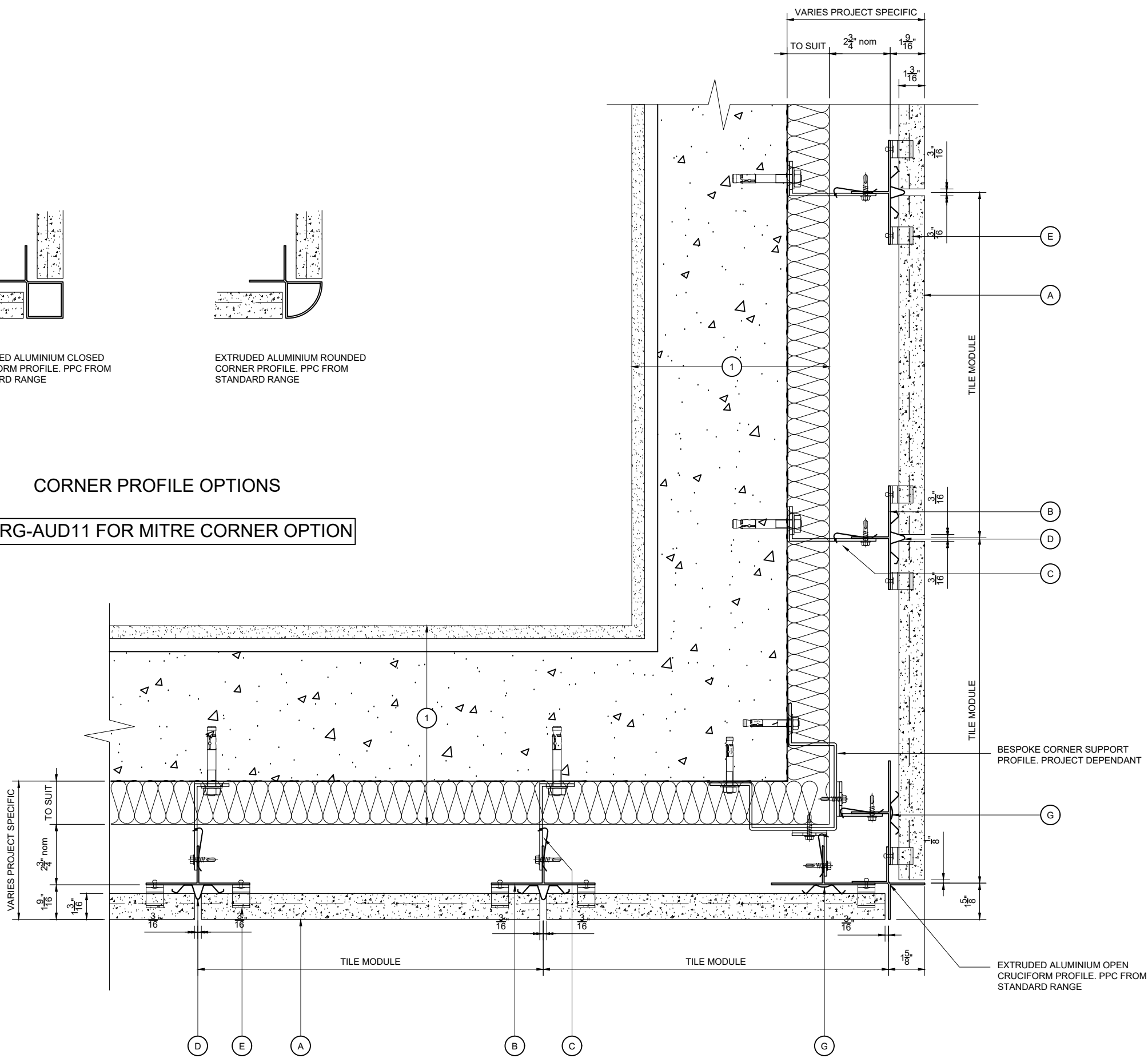
EXTRUDED ALUMINIUM CLOSED
CRUCIFORM PROFILE. PPC FROM
STANDARD RANGE



EXTRUDED ALUMINIUM ROUNDED
CORNER PROFILE. PPC FROM
STANDARD RANGE

CORNER PROFILE OPTIONS

SEE ARG-AUD11 FOR MITRE CORNER OPTION



EXTERNAL CORNER DETAIL

NOTE:
THESE STANDARD DETAILS DO NOT
INCORPORATE FIRE BARRIER
REQUIREMENTS AROUND WINDOW
OPENINGS AND FLOOR SLABS.
THESE INTERFACING
REQUIREMENTS MUST BE
REVIEWED WITH THE LOCAL FIRE
INSPECTOR BEFORE FINALISATION
OF DETAILS.

KEY COMPONENT LEGEND

- (A) ARGETON TERRACOTTA TILE
- (B) VERTICAL ALUMINIUM T SECTION
SUPPORT
- (C) ALUMINIUM BRACKET WITH
ISOLATION PAD
- (D) ALUMINIUM DRAINAGE PROFILE
- (E) ALUMINIUM TILE CLIPS
- (F) ALUMINIUM CONTINUOUS TOP CLIP
- (G) ALUMINIUM SPRING PROFILE

1 INDICATIVE FINISHES NOT BY
TELLING Eg :

INSULATION
BREATHER MEMBRANE
CONCRETE / CMU STRUCTURE
INTERNAL FINISHES
GLAZING SYSTEMS AND SEALS
CLOSURE TRIMS / FLASHINGS

Rev. Date By Comments

Drawing Status :

FOR INFORMATION

Material :

ARGETON TAMPA TILES
A SERIES
VERTICAL T TO CONCRETE



Telling Architectural Ltd
Unit 4E
Station Road
Four Ashes
Wolverhampton
WV10 7DB
Tel : 01902 797 700
Fax : 01902 797 720

© Telling Architectural Ltd
Do not scale from this drawing. If in doubt ask

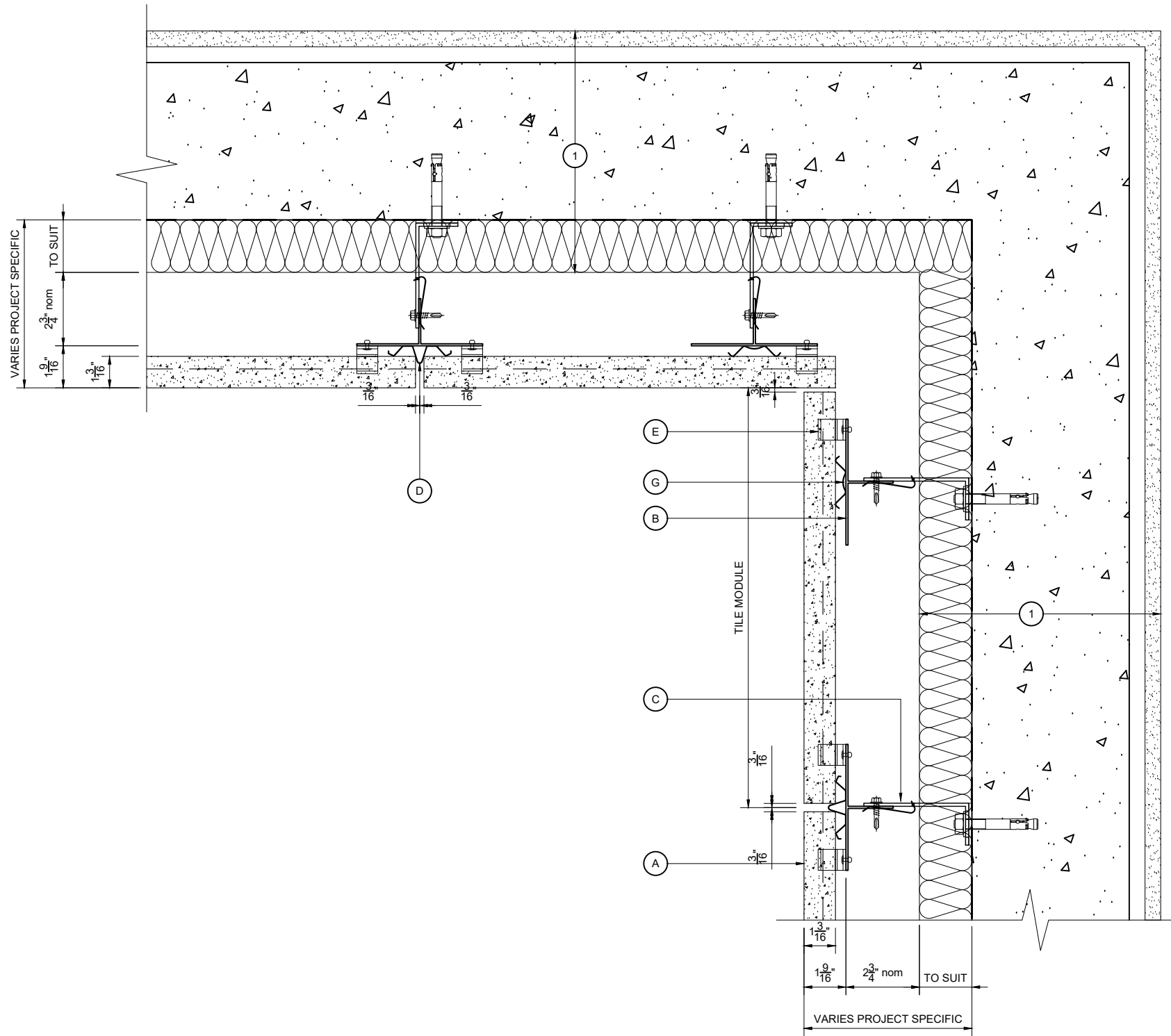
Drawing Title :

EXTERNAL CORNER DETAIL

Scale : 1 : 5
Checked : RAC
Date : JAN 2020
Drawn : EJR
Date : JAN 2020

Size Drawing No. Rev.
A3 ARG-AUD05

NOTE:
THESE STANDARD DETAILS DO NOT
INCORPORATE FIRE BARRIER
REQUIREMENTS AROUND WINDOW
OPENINGS AND FLOOR SLABS.
THESE INTERFACING
REQUIREMENTS MUST BE
REVIEWED WITH THE LOCAL FIRE
INSPECTOR BEFORE FINALISATION
OF DETAILS.



INTERNAL CORNER DETAIL

KEY COMPONENT LEGEND

- A ARGETON TERRACOTTA TILE
- B VERTICAL ALUMINIUM T SECTION SUPPORT
- C ALUMINIUM BRACKET WITH ISOLATION PAD
- D ALUMINIUM DRAINAGE PROFILE
- E ALUMINIUM TILE CLIPS
- F ALUMINUM CONTINUOUS TOP CLIP
- G ALUMINIUM SPRING PROFILE

- 1 INDICATIVE FINISHES NOT BY TELLING Eg :
- INSULATION
 - BREATHER MEMBRANE
 - CONCRETE / CMU STRUCTURE
 - INTERNAL FINISHES
 - GLAZING SYSTEMS AND SEALS
 - CLOSURE TRIMS / FLASHINGS

| Rev. | Date | By | Comments |
|------|------|----|----------|
|------|------|----|----------|

Drawing Status :

FOR INFORMATION

Material :

ARGETON TAMPA TILES
A SERIES
VERTICAL T TO CONCRETE

 Telling Architectural

Telling Architectural Systems
125 High Rock Ave
Suite 211
Saratoga Springs NY 12866
Tel : 518 360 7505
www.tellingarchitectural.com

© Telling Architectural Systems LLC

Do not scale from this drawing. If in doubt ask

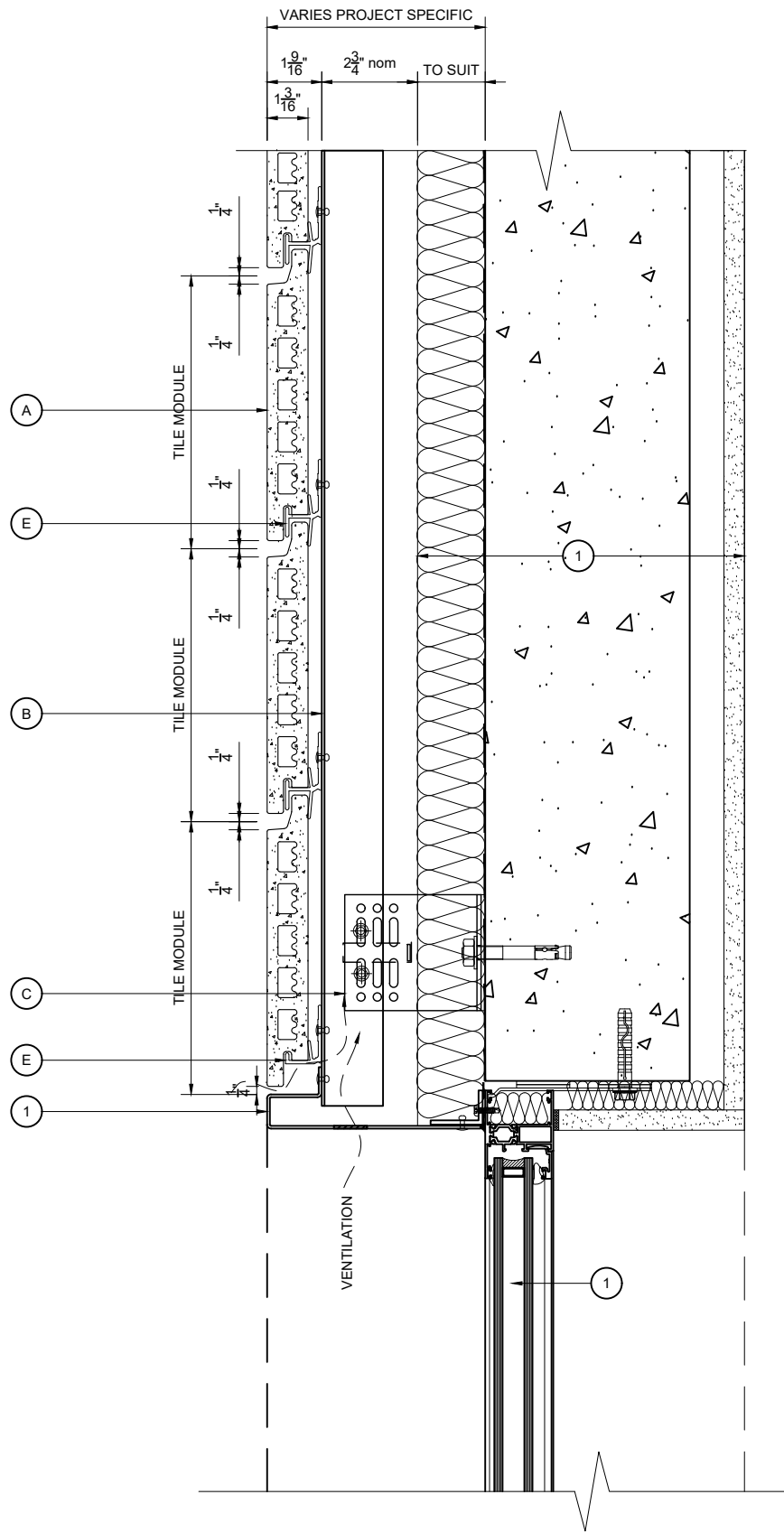
Drawing Title :

INTERNAL CORNER DETAIL

| | | |
|---------|-----------------|-----------------|
| Scale : | Checked : RAC | Drawn : EJR |
| 1 : 5 | Date : JAN 2020 | Date : JAN 2020 |

| Size | Drawing No. | Rev. |
|------|-------------|------|
| A3 | ARG-AUD06 | |

NOTE:
THESE STANDARD DETAILS DO NOT
INCORPORATE FIRE BARRIER
REQUIREMENTS AROUND WINDOW
OPENINGS AND FLOOR SLABS.
THESE INTERFACING
REQUIREMENTS MUST BE
REVIEWED WITH THE LOCAL FIRE
INSPECTOR BEFORE FINALISATION
OF DETAILS.



WINDOW HEAD DETAIL

KEY COMPONENT LEGEND

- A ARGETON TERRACOTTA TILE
- B VERTICAL ALUMINIUM T SECTION SUPPORT
- C ALUMINIUM BRACKET WITH ISOLATION PAD
- D ALUMINIUM DRAINAGE PROFILE
- E ALUMINIUM TILE CLIPS
- F ALUMINUM CONTINUOUS TOP CLIP
- G ALUMINIUM SPRING PROFILE

1 INDICATIVE FINISHES NOT BY TELLING Eg :

INSULATION
BREATHER MEMBRANE
CONCRETE / CMU STRUCTURE
INTERNAL FINISHES
GLAZING SYSTEMS AND SEALS
CLOSURE TRIMS / FLASHINGS

Rev. Date By Comments

Drawing Status :

FOR INFORMATION

Material :

ARGETON TAMPA TILES
A SERIES
VERTICAL T TO CONCRETE



Telling Architectural Systems
125 High Rock Ave
Suite 211
Saratoga Springs NY12866
Tel : 518 360 7505
www.tellingarchitectural.com

© Telling Architectural Systems LLC

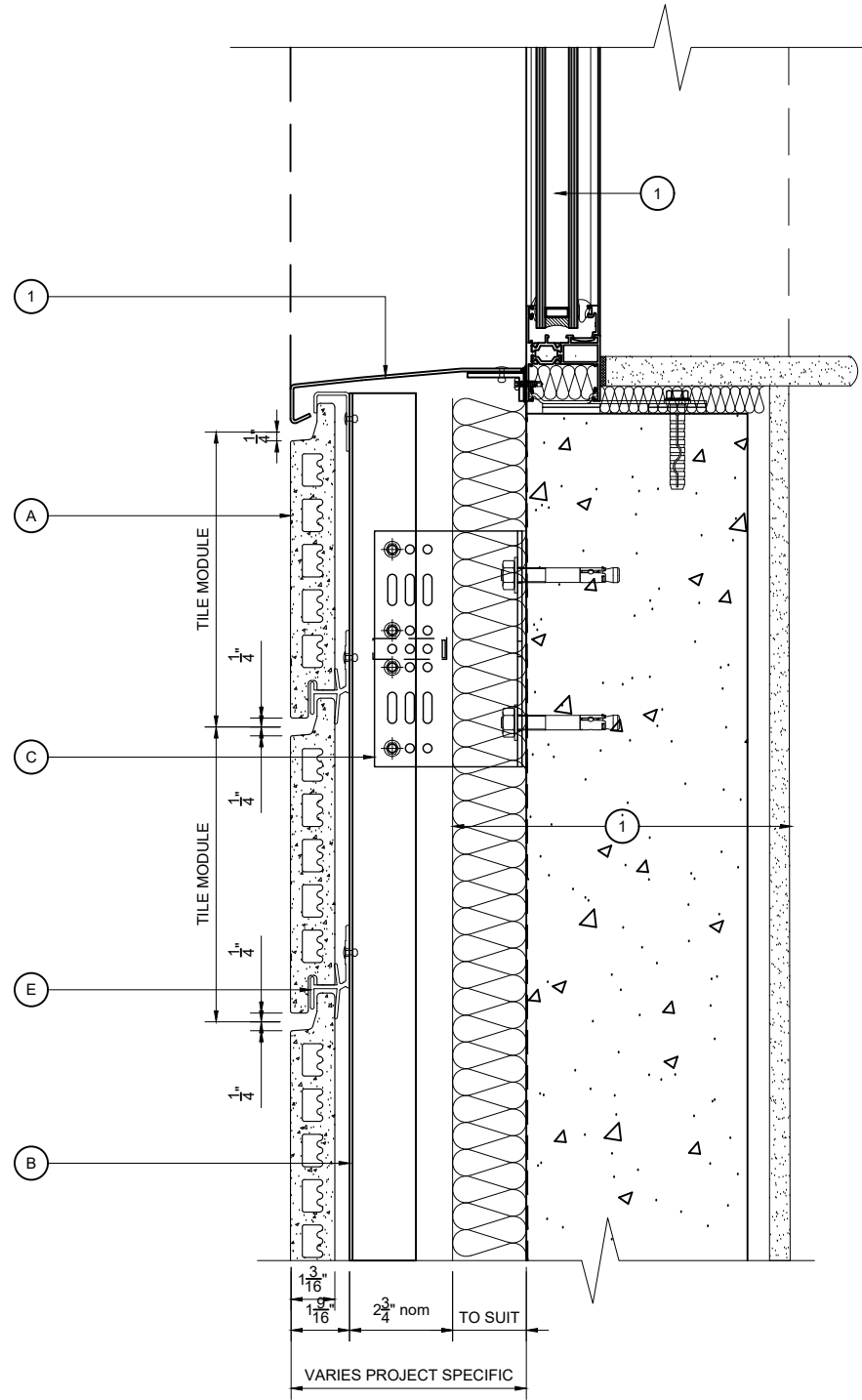
Do not scale from this drawing. If in doubt ask

Drawing Title :

WINDOW HEAD DETAIL

Scale : 1 : 5
Checked : RAC
Date : JAN 2020
Drawn : EJR
Date : JAN 2020

| Size | Drawing No. | Rev. |
|------|-------------|------|
| A3 | ARG-AUD07 | |



WINDOW CILL DETAIL

NOTE:
THESE STANDARD DETAILS DO NOT
INCORPORATE FIRE BARRIER
REQUIREMENTS AROUND WINDOW
OPENINGS AND FLOOR SLABS.
THESE INTERFACING
REQUIREMENTS MUST BE
REVIEWED WITH THE LOCAL FIRE
INSPECTOR BEFORE FINALISATION
OF DETAILS.

- KEY COMPONENT LEGEND**
- A ARGETON TERRACOTTA TILE
 - B VERTICAL ALUMINIUM T SECTION SUPPORT
 - C ALUMINIUM BRACKET WITH ISOLATION PAD
 - D ALUMINIUM DRAINAGE PROFILE
 - E ALUMINIUM TILE CLIPS
 - F ALUMINUM CONTINUOUS TOP CLIP
 - G ALUMINIUM SPRING PROFILE

1 INDICATIVE FINISHES NOT BY
TELLING Eg :

INSULATION
BREATHER MEMBRANE
CONCRETE / CMU STRUCTURE
INTERNAL FINISHES
GLAZING SYSTEMS AND SEALS
CLOSURE TRIMS / FLASHINGS

| Rev. | Date | By | Comments |
|------|------|----|----------|
|------|------|----|----------|

Drawing Status :

FOR INFORMATION

Material :

ARGETON TAMPA TILES
A SERIES
VERTICAL T TO CONCRETE

 **Telling Architectural**

Telling Architectural Systems
125 High Rock Ave
Suite 211
Saratoga Springs
NY12866

Tel : 518 360 7505
www.tellingarchitectural.com

© Telling Architectural Systems LLC

Do not scale from this drawing. If in doubt ask

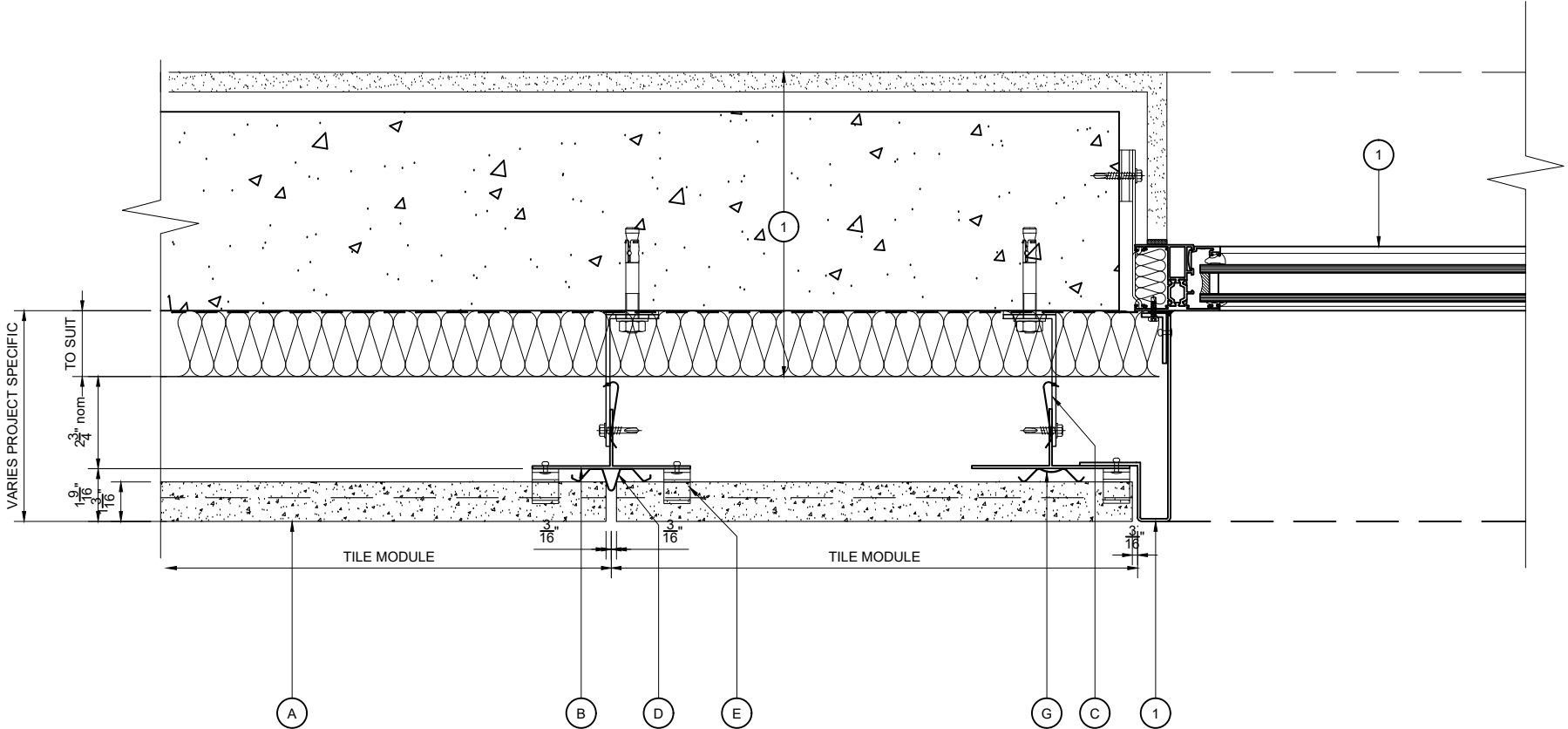
Drawing Title :

WINDOW CILL DETAIL

| | | |
|---------|-----------------|-----------------|
| Scale : | Checked : RAC | Drawn : EJR |
| 1 : 5 | Date : JAN 2020 | Date : JAN 2020 |

| Size | Drawing No. | Rev. |
|------|-------------|------|
| A3 | ARG-AUD08 | |

NOTE:
THESE STANDARD DETAILS DO NOT
INCORPORATE FIRE BARRIER
REQUIREMENTS AROUND WINDOW
OPENINGS AND FLOOR SLABS.
THESE INTERFACING
REQUIREMENTS MUST BE
REVIEWED WITH THE LOCAL FIRE
INSPECTOR BEFORE FINALISATION
OF DETAILS.



WINDOW JAMB DETAIL

- KEY COMPONENT LEGEND**
- A ARGETON TERRACOTTA TILE
 - B VERTICAL ALUMINIUM T SECTION SUPPORT
 - C ALUMINIUM BRACKET WITH ISOLATION PAD
 - D ALUMINIUM DRAINAGE PROFILE
 - E ALUMINIUM TILE CLIPS
 - F ALUMINUM CONTINUOUS TOP CLIP
 - G ALUMINIUM SPRING PROFILE

- 1 INDICATIVE FINISHES NOT BY TELLING Eg :
INSULATION
BREATHER MEMBRANE
CONCRETE / CMU STRUCTURE
INTERNAL FINISHES
GLAZING SYSTEMS AND SEALS
CLOSURE TRIMS / FLASHINGS

| Rev. | Date | By | Comments |
|------|------|----|----------|
|------|------|----|----------|

Drawing Status :

FOR INFORMATION

Material :
ARGETON TAMPA TILES
A SERIES
VERTICAL T TO CONCRETE

 **Telling Architectural**

Telling Architectural Systems
125 High Rock Ave
Suite 211
Saratoga Springs
NY 12866
Tel : 518 360 7505
www.tellingarchitectural.com
© Telling Architectural Systems LLC

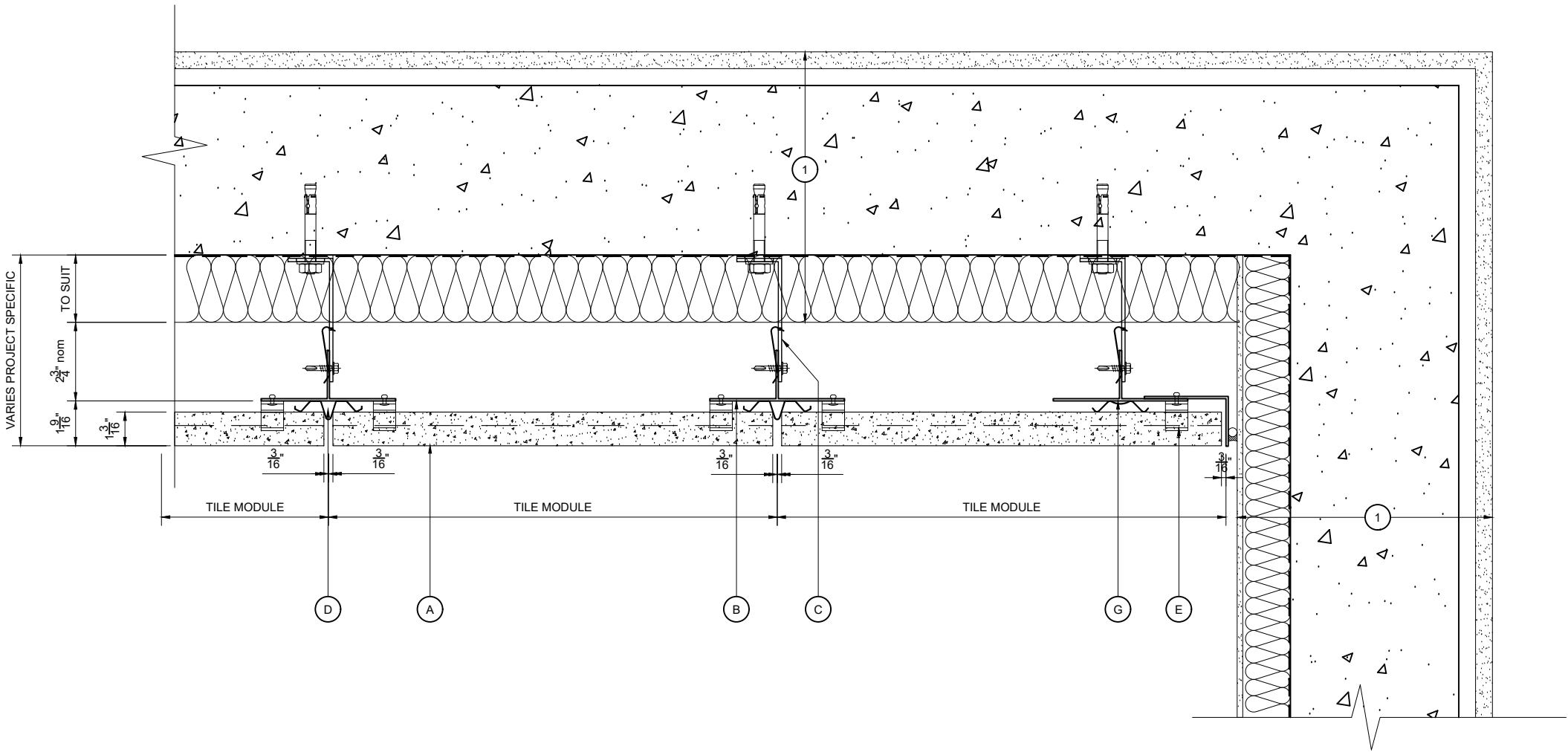
Do not scale from this drawing. If in doubt ask

Drawing Title :

WINDOW JAMB DETAIL

| | | |
|---------|-----------------|-----------------|
| Scale : | Checked : RAC | Drawn : EJR |
| 1 : 5 | Date : JAN 2020 | Date : JAN 2020 |

| Size | Drawing No. | Rev. |
|------|-------------|------|
| A3 | ARG-AUD09 | |



VARIES PROJECT SPECIFIC

TO SUIT

2 3/4\"/>

1 3/16\"/>

TILE MODULE

TILE MODULE

TILE MODULE

(D)

(A)

(B)

(C)

(G)

(E)

(1)

(1)

NOTE:
THESE STANDARD DETAILS DO NOT
INCORPORATE FIRE BARRIER
REQUIREMENTS AROUND WINDOW
OPENINGS AND FLOOR SLABS.
THESE INTERFACING
REQUIREMENTS MUST BE
REVIEWED WITH THE LOCAL FIRE
INSPECTOR BEFORE FINALISATION
OF DETAILS.

CLADDING ABUTMENT DETAIL

- KEY COMPONENT LEGEND**
- (A) ARGETON TERRACOTTA TILE
 - (B) VERTICAL ALUMINIUM T SECTION SUPPORT
 - (C) ALUMINIUM BRACKET WITH ISOLATION PAD
 - (D) ALUMINIUM DRAINAGE PROFILE
 - (E) ALUMINIUM TILE CLIPS
 - (F) ALUMINUM CONTINUOUS TOP CLIP
 - (G) ALUMINIUM SPRING PROFILE

- (1) INDICATIVE FINISHES NOT BY TELLING Eg :
INSULATION
BREATHER MEMBRANE
CONCRETE / CMU STRUCTURE
INTERNAL FINISHES
GLAZING SYSTEMS AND SEALS
CLOSURE TRIMS / FLASHINGS

| Rev. | Date | By | Comments |
|------|------|----|----------|
|------|------|----|----------|

Drawing Status :

FOR INFORMATION

Material :
ARGETON TAMPA TILES
A SERIES
VERTICAL T TO CONCRETE

 Telling Architectural

Telling Architectural Systems
125 High Rock Ave
Suite 211
Saratoga Springs NY 12866
Tel : 518 360 7505
www.tellingarchitectural.com
© Telling Architectural Systems LLC

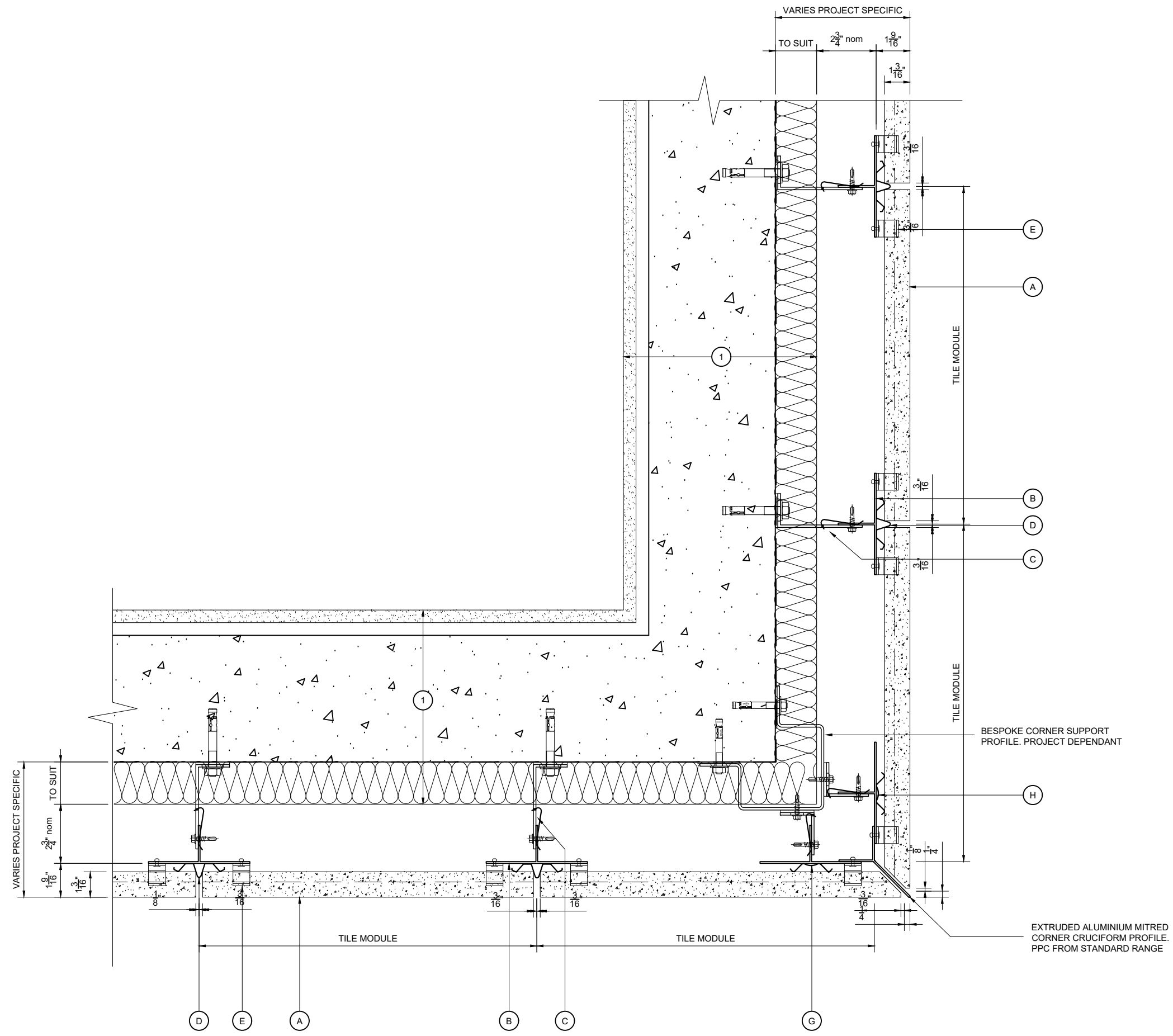
Do not scale from this drawing. If in doubt ask

Drawing Title :

CLADDING ABUTMENT
DETAIL

| | | |
|---------|-----------------|-----------------|
| Scale : | Checked : RAC | Drawn : EJR |
| 1 : 5 | Date : JAN 2020 | Date : JAN 2020 |

| Size | Drawing No. | Rev. |
|------|-------------|------|
| A3 | ARG-AUD10 | |



NOTE:
THESE STANDARD DETAILS DO NOT
INCORPORATE FIRE BARRIER
REQUIREMENTS AROUND WINDOW
OPENINGS AND FLOOR SLABS.
THESE INTERFACING
REQUIREMENTS MUST BE
REVIEWED WITH THE LOCAL FIRE
INSPECTOR BEFORE FINALISATION
OF DETAILS.

EXTERNAL MITRED CORNER DETAIL

KEY COMPONENT LEGEND

- (A) ARGETON TERRACOTTA TILE
- (B) VERTICAL ALUMINIUM T SECTION SUPPORT
- (C) ALUMINIUM BRACKET WITH ISOLATION PAD
- (D) ALUMINIUM DRAINAGE PROFILE
- (E) ALUMINIUM TILE CLIPS
- (F) ALUMINIUM CONTINUOUS TOP CLIP
- (G) ALUMINIUM SPRING PROFILE

- (1) INDICATIVE FINISHES NOT BY TELLING Eg :
INSULATION
BREATHER MEMBRANE
CONCRETE / CMU STRUCTURE
INTERNAL FINISHES
GLAZING SYSTEMS AND SEALS
CLOSURE TRIMS / FLASHINGS

| Rev. | Date | By | Comments |
|------|------|----|----------|
|------|------|----|----------|

Drawing Status :

FOR INFORMATION

Material :
ARGETON TAMPA TILES
A SERIES
VERTICAL T TO CONCRETE



Telling Architectural Systems
125 High Rock Ave
Suite 211
Saratoga Springs
NY12866
Tel : 518 360 7505
www.tellingarchitectural.com
© Telling Architectural Systems LLC

Do not scale from this drawing. If in doubt ask

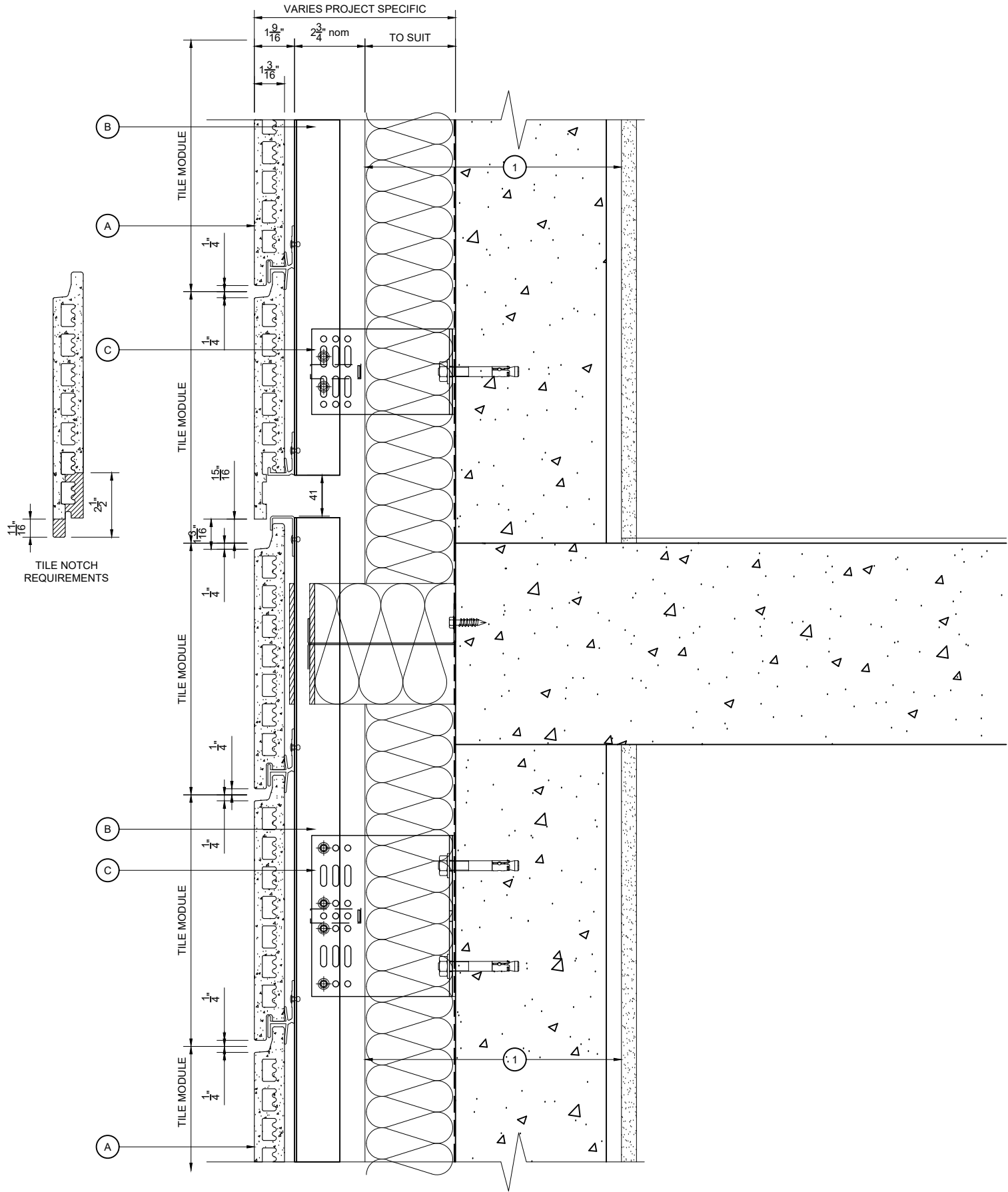
Drawing Title :

MITRED EXTERNAL CORNER
DETAIL

| | | |
|---------|-----------------|-----------------|
| Scale : | Checked : RAC | Drawn : EJR |
| 1 : 5 | Date : JAN 2020 | Date : JAN 2020 |

| Size | Drawing No. | Rev. |
|------|-------------|------|
| A3 | ARG-AUD11 | |

NOTE:
THESE STANDARD DETAILS DO NOT
INCORPORATE FIRE BARRIER
REQUIREMENTS AROUND WINDOW
OPENINGS AND FLOOR SLABS.
THESE INTERFACING
REQUIREMENTS MUST BE
REVIEWED WITH THE LOCAL FIRE
INSPECTOR BEFORE FINALISATION
OF DETAILS.



KEY COMPONENT LEGEND

- (A) ARGETON TERRACOTTA TILE
- (B) VERTICAL ALUMINIUM T SECTION SUPPORT
- (C) ALUMINIUM BRACKET WITH ISOLATION PAD
- (D) ALUMINIUM DRAINAGE PROFILE
- (E) ALUMINIUM TILE CLIPS
- (F) ALUMINIUM CONTINUOUS TOP CLIP
- (G) ALUMINIUM SPRING PROFILE

- (1) INDICATIVE FINISHES NOT BY TELLING Eg :

INSULATION
BREATHABLE MEMBRANE
CONCRETE / CMU STRUCTURE
INTERNAL FINISHES
GLAZING SYSTEMS AND SEALS
CLOSURE TRIMS / FLASHINGS

| Rev. | Date | By | Comments |
|------|------|----|----------|
|------|------|----|----------|

Drawing Status :

FOR INFORMATION

Material :

ARGETON TAMPA TILES
A SERIES
VERTICAL T TO CONCRETE



Telling Architectural Systems
125 High Rock Ave
Suite 211
Saratoga Springs
NY 12866
Tel : 518 360 7505
www.tellingarchitectural.com

© Telling Architectural Systems LLC

Do not scale from this drawing. If in doubt ask

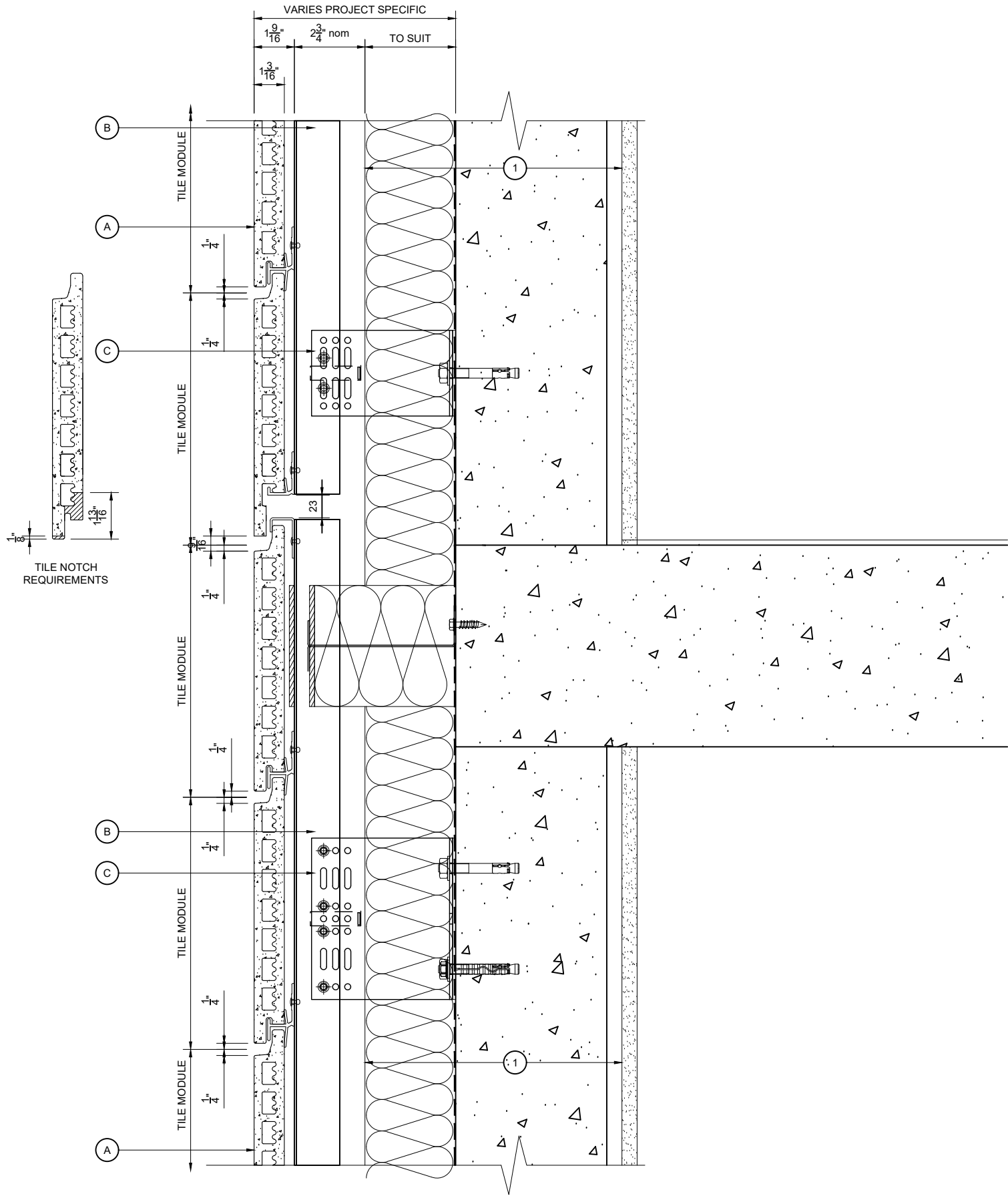
Drawing Title :

SLAB EDGE DEFLECTION
DETAIL OPTION 1" JOINT

| Scale : | Checked : RAC | Drawn : EJR |
|---------|-----------------|-----------------|
| 1 : 5 | Date : JAN 2020 | Date : JAN 2020 |

| Size | Drawing No. | Rev. |
|------|-------------|------|
| A3 | ARG-AUD12 | |

NOTE:
THESE STANDARD DETAILS DO NOT
INCORPORATE FIRE BARRIER
REQUIREMENTS AROUND WINDOW
OPENINGS AND FLOOR SLABS.
THESE INTERFACING
REQUIREMENTS MUST BE
REVIEWED WITH THE LOCAL FIRE
INSPECTOR BEFORE FINALISATION
OF DETAILS.



KEY COMPONENT LEGEND

- (A) ARGETON TERRACOTTA TILE
- (B) VERTICAL ALUMINIUM T SECTION SUPPORT
- (C) ALUMINIUM BRACKET WITH ISOLATION PAD
- (D) ALUMINIUM DRAINAGE PROFILE
- (E) ALUMINIUM TILE CLIPS
- (F) ALUMINUM CONTINUOUS TOP CLIP
- (G) ALUMINIUM SPRING PROFILE

1 INDICATIVE FINISHES NOT BY TELLING Eg :

INSULATION
BREATHER MEMBRANE
CONCRETE / CMU STRUCTURE
INTERNAL FINISHES
GLAZING SYSTEMS AND SEALS
CLOSURE TRIMS / FLASHINGS

| Rev. | Date | By | Comments |
|------|------|----|----------|
|------|------|----|----------|

Drawing Status :

FOR INFORMATION

Material :

ARGETON TAMPA TILES
A SERIES
VERTICAL T TO CONCRETE



Telling Architectural Systems
125 High Rock Ave
Suite 211
Saratoga Springs
NY 12866
Tel : 518 360 7505
www.tellingarchitectural.com

© Telling Architectural Systems LLC

Do not scale from this drawing. If in doubt ask

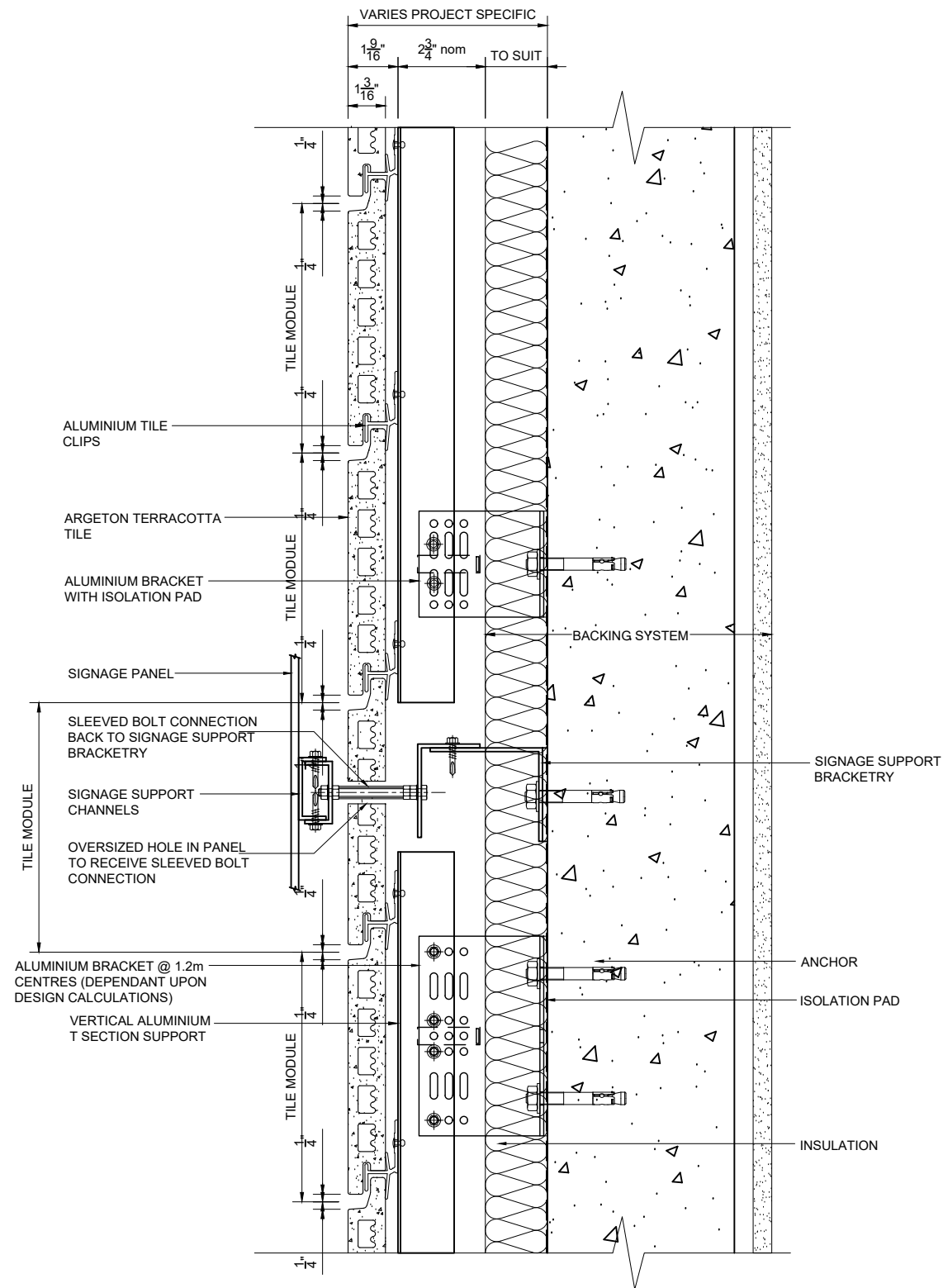
Drawing Title :

SLAB EDGE DEFLECTION
DETAIL OPTION 1/2" JOINT

| Scale : | Checked : RAC | Drawn : EJR |
|---------|-----------------|-----------------|
| 1 : 5 | Date : JAN 2020 | Date : JAN 2020 |

| Size | Drawing No. | Rev. |
|------|-------------|------|
| A3 | ARG-AUD13 | |

NOTE:
THESE STANDARD DETAILS DO NOT
INCORPORATE FIRE BARRIER
REQUIREMENTS AROUND WINDOW
OPENINGS AND FLOOR SLABS.
THESE INTERFACING
REQUIREMENTS MUST BE
REVIEWED WITH THE LOCAL FIRE
INSPECTOR BEFORE FINALISATION
OF DETAILS.



VERTICAL SECTION

KEY COMPONENT LEGEND

- A ARGETON TERRACOTTA TILE
- B VERTICAL ALUMINIUM T SECTION SUPPORT
- C ALUMINIUM BRACKET WITH ISOLATION PAD
- D ALUMINIUM DRAINAGE PROFILE
- E ALUMINIUM TILE CLIPS
- F ALUMINUM CONTINUOUS TOP CLIP
- G ALUMINIUM SPRING PROFILE

- 1 INDICATIVE FINISHES NOT BY TELLING Eg :

INSULATION
BREATHER MEMBRANE
CONCRETE / CMU STRUCTURE
INTERNAL FINISHES
GLAZING SYSTEMS AND SEALS
CLOSURE TRIMS / FLASHINGS

| Rev. | Date | By | Comments |
|------|------|----|----------|
|------|------|----|----------|

Drawing Status :

FOR INFORMATION

Material :

ARGETON TAMPA TILES
A SERIES
VERTICAL T TO CONCRETE



Telling Architectural Systems
125 High Rock Ave
Suite 211
Saratoga Springs NY 12866
Tel : 518 360 7505
www.tellingarchitectural.com

© Telling Architectural Systems LLC

Do not scale from this drawing. If in doubt ask

Drawing Title :

VERTICAL SECTION
SIGNAGE INTERFACE

| | | |
|---------|-----------------|-----------------|
| Scale : | Checked : RAC | Drawn : EJR |
| 1 : 5 | Date : JAN 2020 | Date : JAN 2020 |

| Size | Drawing No. | Rev. |
|------|-------------|------|
| A3 | ARG-AUD14 | |



FINISHES / NOTES

VARIOUS FINISHES AVAILABLE
GRADE 6063T6 MILL FINISH. PRE PUNCHED
TO SUIT TILE MODULE
GRADE 6063T66. MILL FINISH VARIABLE
BRACKETS AND SIZES
GRADE 6063T6 MILL FINISH
GRADE 3005H47. PPC FROM STANDARD
ARGETON RANGE
GRADE 6063T6. SILVER ANODIZED
GRADE 3005H47. MILL FINISH

KEY COMPONENT LEGEND

- (A) ARGETON TERRACOTTA TILE
- (B) VERTICAL ALUMINIUM T SECTION
SUPPORT
- (C) ALUMINIUM BRACKET WITH
ISOLATION PAD
- (D) HORIZONTAL ALUMINIUM TOPHAT
SUPPORT
- (E) ALUMINIUM DRAINAGE PROFILE
- (F) ALUMINIUM TILE CLIPS
- (G) ALUMINUM CONTINUOUS TOP CLIP
- (H) ALUMINIUM SPRING PROFILE

(1) INDICATIVE FINISHES NOT BY
TELLING Eg :

INSULATION
BREATHER MEMBRANE
CEMENT PARTICLE / LINING BOARD
STEEL FRAMING SYSTEM
INTERNAL FINISHES
GLAZING SYSTEMS AND SEALS
CLOSURE TRIMS / FLASHINGS

| Rev. | Date | By | Comments |
|------|------|----|----------|
|------|------|----|----------|

Drawing Status :

FOR INFORMATION

Material :

ARGETON TAMPA TILES
B SERIES
HORIZONTAL TOPHAT AND
VERTICAL T TO SFS



Telling Architectural Systems
125 High Rock Ave
Suite 211
Saratoga Springs
NY 12866
Tel : 518 360 7505
www.tellingarchitectural.com

© Telling Architectural Systems LLC

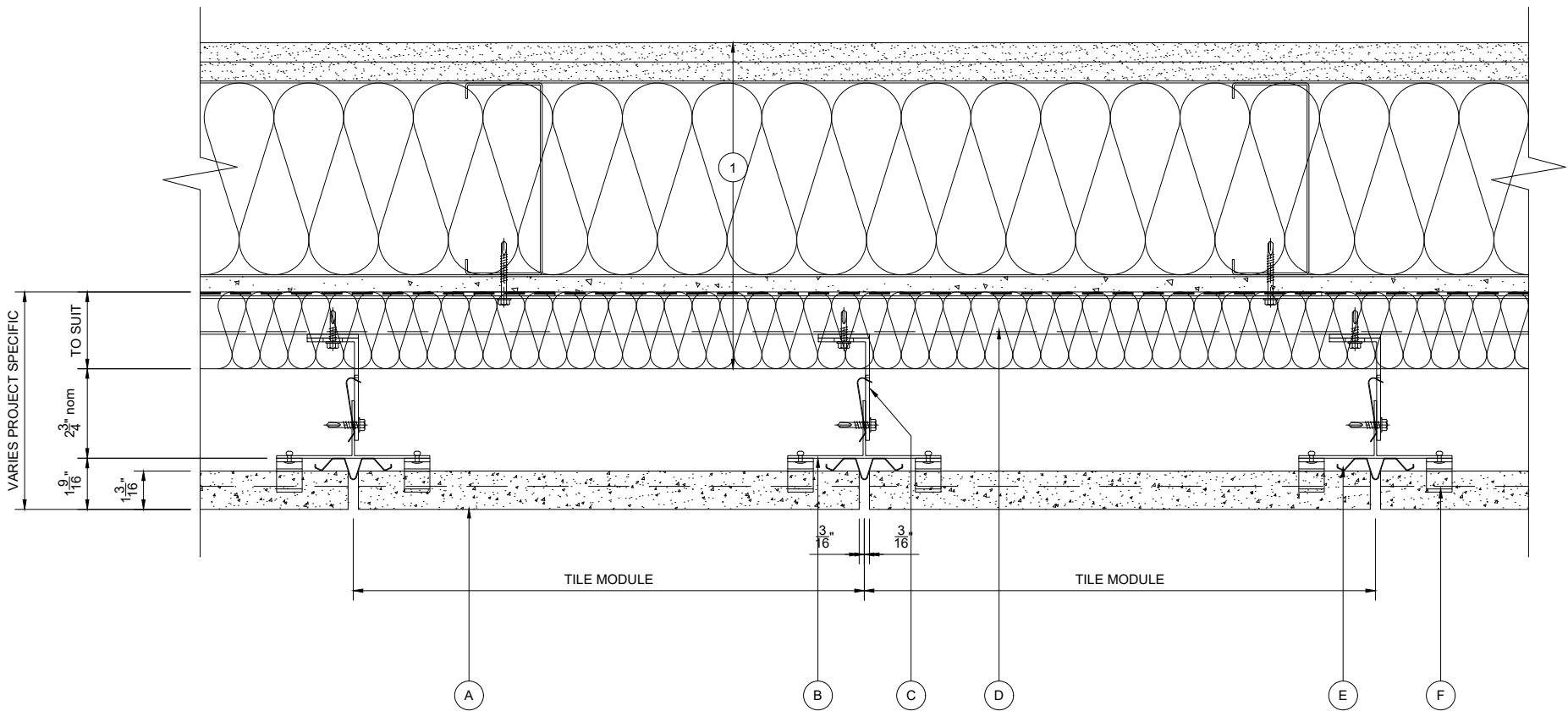
Do not scale from this drawing. If in doubt ask

Drawing Title :

SYSTEM COMPONENTS AND
NOTES

| | | |
|---------|-----------------|-----------------|
| Scale : | Checked : RAC | Drawn : EJR |
| 1 : 5 | Date : JAN 2020 | Date : JAN 2020 |

| Size | Drawing No. | Rev. |
|------|--------------|------|
| A3 | ARG-BU-INDEX | |



HORIZONTAL SECTION

NOTE:
THESE STANDARD DETAILS DO NOT
INCORPORATE FIRE BARRIER
REQUIREMENTS AROUND WINDOW
OPENINGS AND FLOOR SLABS.
THESE INTERFACING
REQUIREMENTS MUST BE
REVIEWED WITH THE LOCAL FIRE
INSPECTOR BEFORE FINALISATION
OF DETAILS.

- KEY COMPONENT LEGEND**
- A ARGETON TERRACOTTA TILE
 - B VERTICAL ALUMINIUM T SECTION SUPPORT
 - C ALUMINIUM BRACKET WITH ISOLATION PAD
 - D HORIZONTAL ALUMINIUM TOPHAT SUPPORT
 - E ALUMINIUM DRAINAGE PROFILE
 - F ALUMINIUM TILE CLIPS
 - G ALUMINUM CONTINUOUS TOP CLIP
 - H ALUMINIUM SPRING PROFILE

- 1 INDICATIVE FINISHES NOT BY TELLING Eg :
- INSULATION
 - BREATHER MEMBRANE
 - CEMENT PARTICLE / LINING BOARD
 - STEEL FRAMING SYSTEM
 - INTERNAL FINISHES
 - GLAZING SYSTEMS AND SEALS
 - CLOSURE TRIMS / FLASHINGS

| Rev. | Date | By | Comments |
|------|------|----|----------|
|------|------|----|----------|

Drawing Status :

FOR INFORMATION

Material :

ARGETON TAMPA TILES
B SERIES
HORIZONTAL TOPHAT AND
VERTICAL T TO SFS



Telling Architectural Systems
125 High Rock Ave
Suite 211
Saratoga Springs
NY 12866

Tel : 518 360 7505
www.tellingarchitectural.com

© Telling Architectural Systems LLC

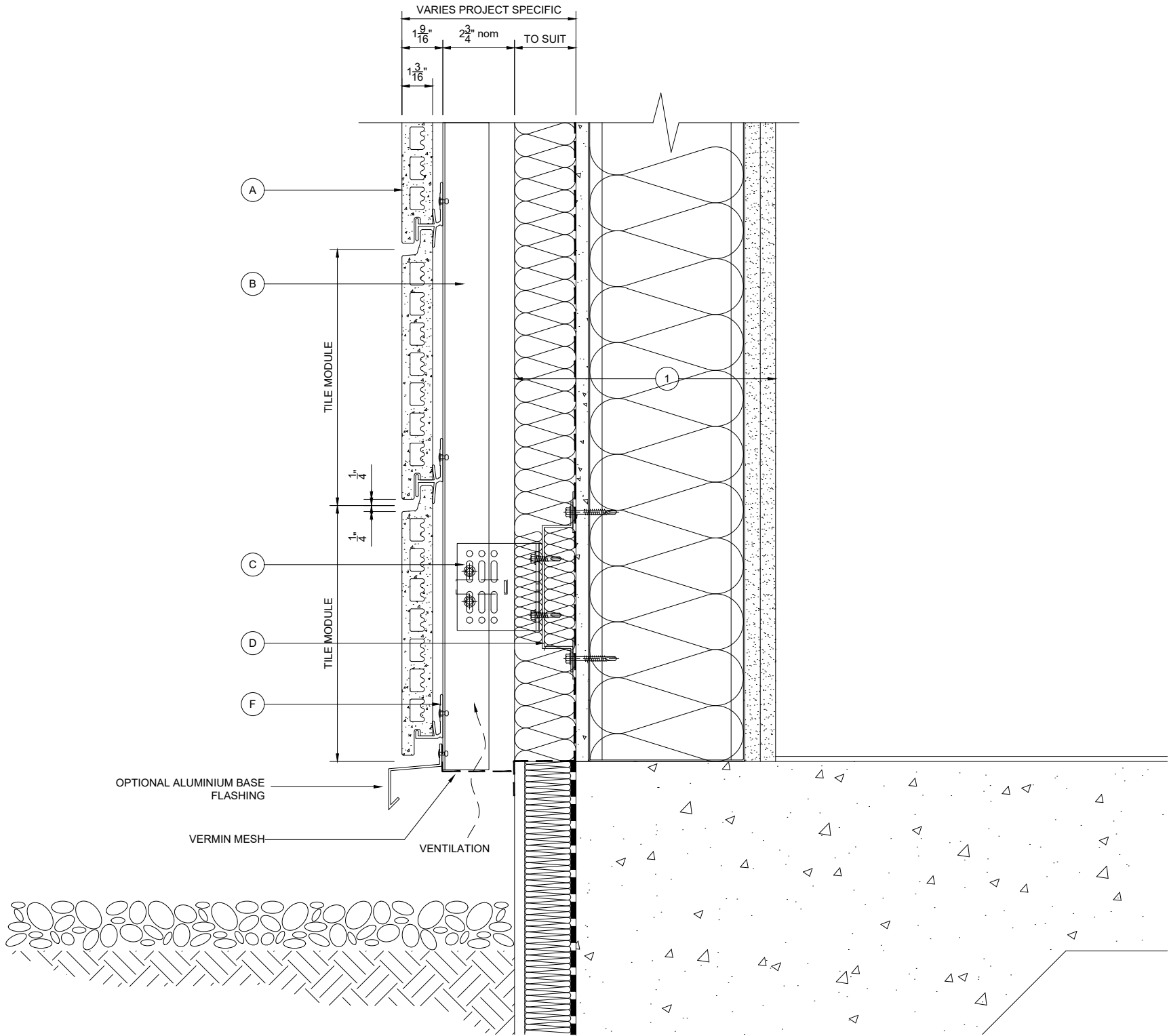
Do not scale from this drawing. If in doubt ask

Drawing Title :

HORIZONTAL SECTION

| | | |
|---------|-----------------|-----------------|
| Scale : | Checked : RAC | Drawn : EJR |
| 1 : 5 | Date : JAN 2020 | Date : JAN 2020 |

| Size | Drawing No. | Rev. |
|------|-------------|------|
| A3 | ARG-BUD02 | |



NOTE:
THESE STANDARD DETAILS DO NOT
INCORPORATE FIRE BARRIER
REQUIREMENTS AROUND WINDOW
OPENINGS AND FLOOR SLABS.
THESE INTERFACING
REQUIREMENTS MUST BE
REVIEWED WITH THE LOCAL FIRE
INSPECTOR BEFORE FINALISATION
OF DETAILS.

BASE DETAIL

- KEY COMPONENT LEGEND**
- A ARGETON TERRACOTTA TILE
 - B VERTICAL ALUMINIUM T SECTION SUPPORT
 - C ALUMINIUM BRACKET WITH ISOLATION PAD
 - D HORIZONTAL ALUMINIUM TOPHAT SUPPORT
 - E ALUMINIUM DRAINAGE PROFILE
 - F ALUMINIUM TILE CLIPS
 - G ALUMINUM CONTINUOUS TOP CLIP
 - H ALUMINIUM SPRING PROFILE

- 1 INDICATIVE FINISHES NOT BY TELLING Eg :
- INSULATION
 - BREATHER MEMBRANE
 - CEMENT PARTICLE / LINING BOARD
 - STEEL FRAMING SYSTEM
 - INTERNAL FINISHES
 - GLAZING SYSTEMS AND SEALS
 - CLOSURE TRIMS / FLASHINGS

| Rev. | Date | By | Comments |
|------|------|----|----------|
|------|------|----|----------|

Drawing Status :

FOR INFORMATION

Material :
ARGETON TAMPA TILES
B SERIES
HORIZONTAL TOPHAT AND
VERTICAL T TO SFS



Telling Architectural Systems
125 High Rock Ave
Suite 211
Saratoga Springs NY 12866
Tel : 518 360 7505
www.tellingarchitectural.com

© Telling Architectural Systems LLC

Do not scale from this drawing. If in doubt ask

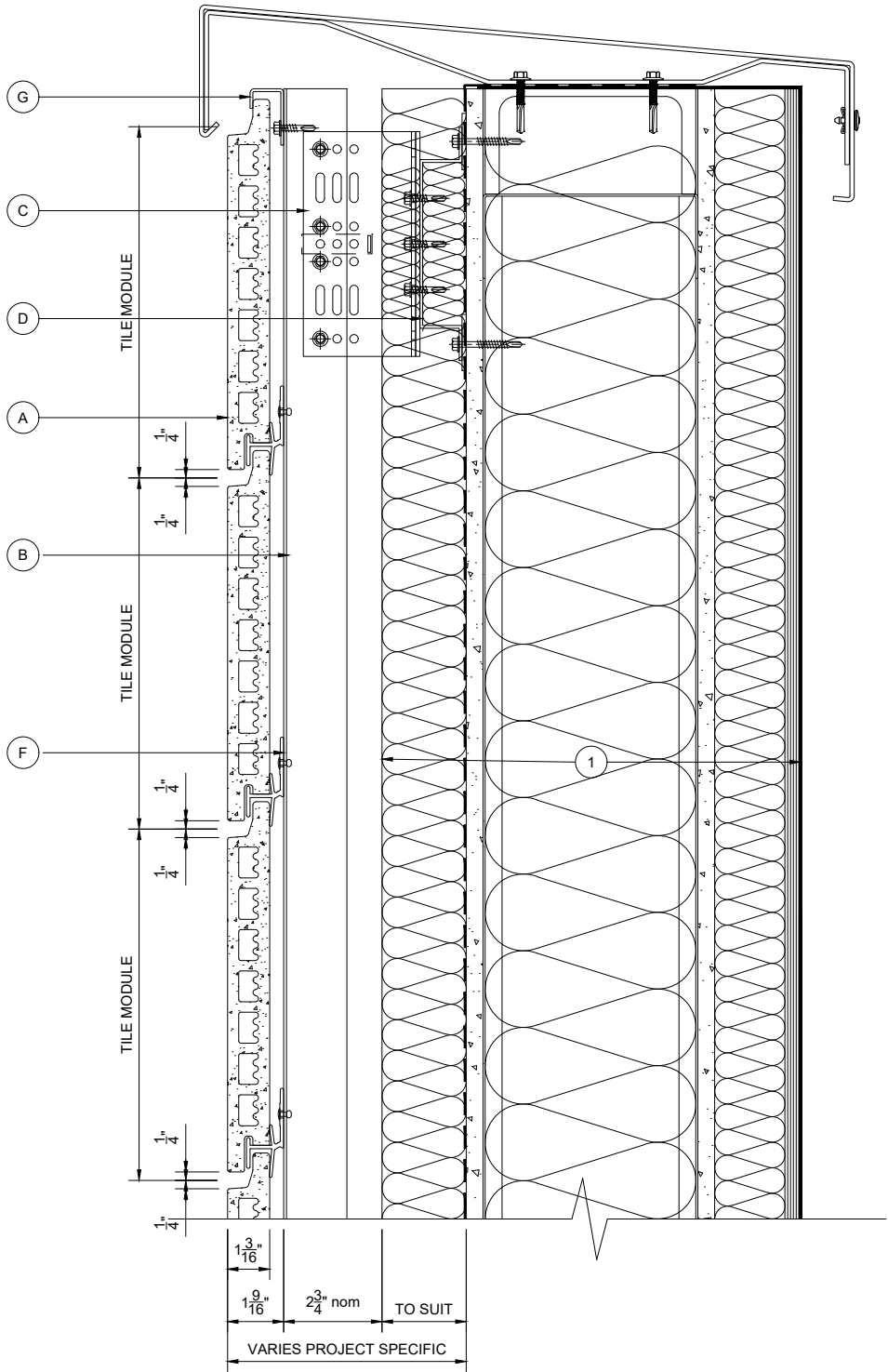
Drawing Title :

BASE DETAIL

| | | |
|---------|-----------------|-----------------|
| Scale : | Checked : RAC | Drawn : EJR |
| 1 : 5 | Date : JAN 2020 | Date : JAN 2020 |

| Size | Drawing No. | Rev. |
|------|-------------|------|
| A3 | ARG-BUD03 | |

NOTE:
THESE STANDARD DETAILS DO NOT
INCORPORATE FIRE BARRIER
REQUIREMENTS AROUND WINDOW
OPENINGS AND FLOOR SLABS.
THESE INTERFACING
REQUIREMENTS MUST BE
REVIEWED WITH THE LOCAL FIRE
INSPECTOR BEFORE FINALISATION
OF DETAILS.



PARAPET DETAIL

- KEY COMPONENT LEGEND**
- A ARGETON TERRACOTTA TILE
 - B VERTICAL ALUMINIUM T SECTION SUPPORT
 - C ALUMINIUM BRACKET WITH ISOLATION PAD
 - D HORIZONTAL ALUMINIUM TOPHAT SUPPORT
 - E ALUMINIUM DRAINAGE PROFILE
 - F ALUMINIUM TILE CLIPS
 - G ALUMINUM CONTINUOUS TOP CLIP
 - H ALUMINIUM SPRING PROFILE

- 1 INDICATIVE FINISHES NOT BY TELLING Eg :
- INSULATION
 - BREATHER MEMBRANE
 - CEMENT PARTICLE / LINING BOARD
 - STEEL FRAMING SYSTEM
 - INTERNAL FINISHES
 - GLAZING SYSTEMS AND SEALS
 - CLOSURE TRIMS / FLASHINGS

| Rev. | Date | By | Comments |
|------|------|----|----------|
|------|------|----|----------|

Drawing Status :

FOR INFORMATION

Material :

ARGETON TAMPA TILES
B SERIES
HORIZONTAL TOPHAT AND
VERTICAL T TO SFS



Telling Architectural Systems
125 High Rock Ave
Suite 211
Saratoga Springs NY 12866
Tel : 518 360 7505
www.tellingarchitectural.com

© Telling Architectural Systems LLC

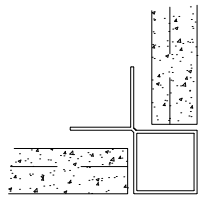
Do not scale from this drawing. If in doubt ask

Drawing Title :

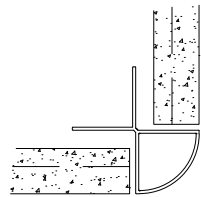
PARAPET DETAIL

| | | |
|---------|-----------------|-----------------|
| Scale : | Checked : RAC | Drawn : EJR |
| 1 : 5 | Date : JAN 2020 | Date : JAN 2020 |

| Size | Drawing No. | Rev. |
|------|-------------|------|
| A3 | ARG-BUD04 | |



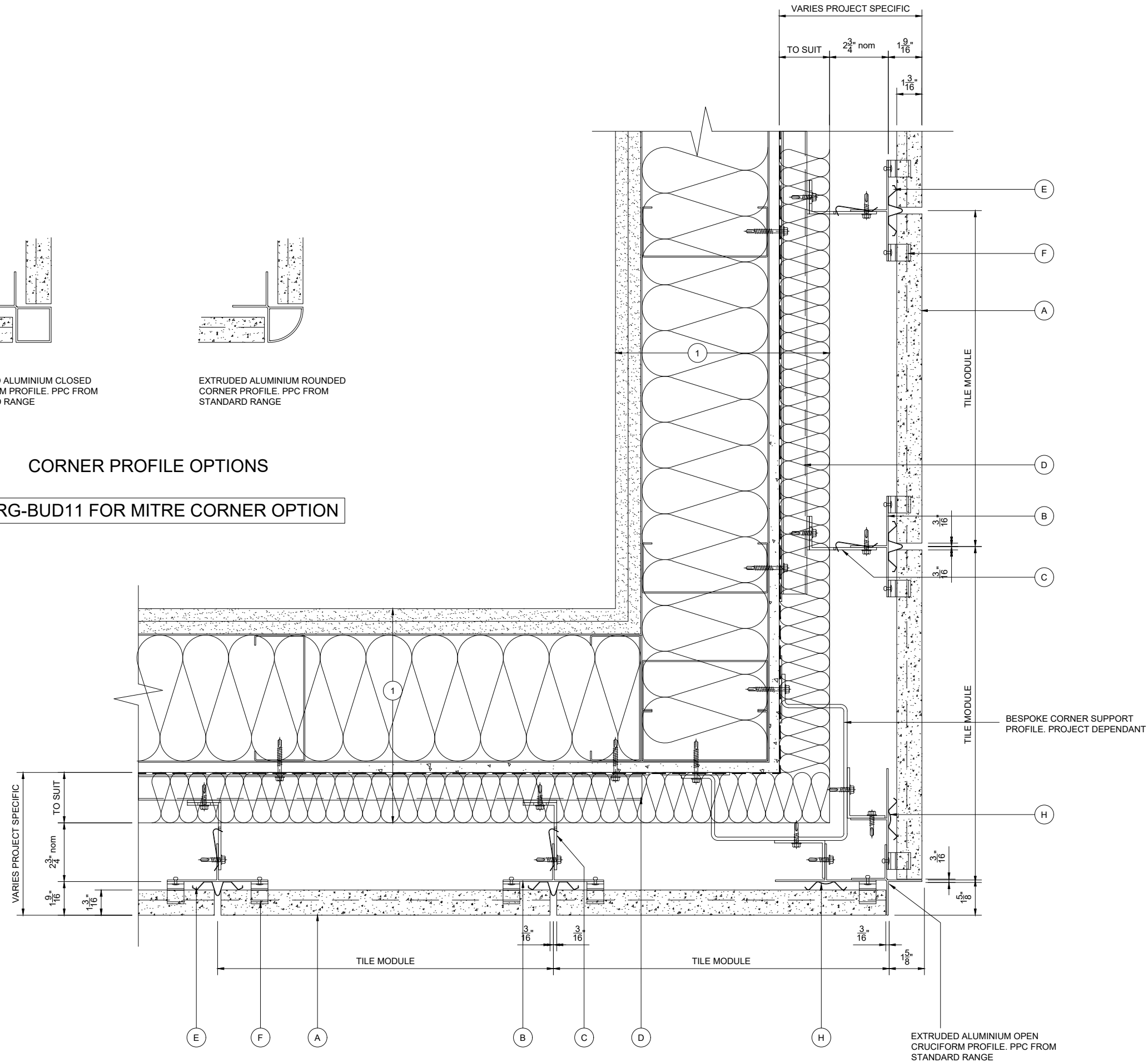
EXTRUDED ALUMINIUM CLOSED CRUCIFORM PROFILE. PPC FROM STANDARD RANGE



EXTRUDED ALUMINIUM ROUNDED CORNER PROFILE. PPC FROM STANDARD RANGE

CORNER PROFILE OPTIONS

SEE ARG-BUD11 FOR MITRE CORNER OPTION



NOTE:
THESE STANDARD DETAILS DO NOT INCORPORATE FIRE BARRIER REQUIREMENTS AROUND WINDOW OPENINGS AND FLOOR SLABS. THESE INTERFACING REQUIREMENTS MUST BE REVIEWED WITH THE LOCAL FIRE INSPECTOR BEFORE FINALISATION OF DETAILS.

EXTERNAL CORNER DETAIL

KEY COMPONENT LEGEND

- (A) ARGETON TERRACOTTA TILE
- (B) VERTICAL ALUMINIUM T SECTION SUPPORT
- (C) ALUMINIUM BRACKET WITH ISOLATION PAD
- (D) HORIZONTAL ALUMINIUM TOPHAT SUPPORT
- (E) ALUMINIUM DRAINAGE PROFILE
- (F) ALUMINIUM TILE CLIPS
- (G) ALUMINUM CONTINUOUS TOP CLIP
- (H) ALUMINIUM SPRING PROFILE

- 1 INDICATIVE FINISHES NOT BY TELLING Eg :
INSULATION
BREATHER MEMBRANE
CEMENT PARTICLE / LINING BOARD
STEEL FRAMING SYSTEM
INTERNAL FINISHES
GLAZING SYSTEMS AND SEALS
CLOSURE TRIMS / FLASHINGS

| Rev. | Date | By | Comments |
|------|------|----|----------|
|------|------|----|----------|

Drawing Status :

FOR INFORMATION

Material :
ARGETON TAMPA TILES
B SERIES
HORIZONTAL TOPHAT AND
VERTICAL T TO SFS

 **Telling Architectural**

Telling Architectural Systems
125 High Rock Ave
Suite 211
Saratoga Springs
NY 12866

Tel : 518 360 7505
www.tellingarchitectural.com

© Telling Architectural Systems LLC

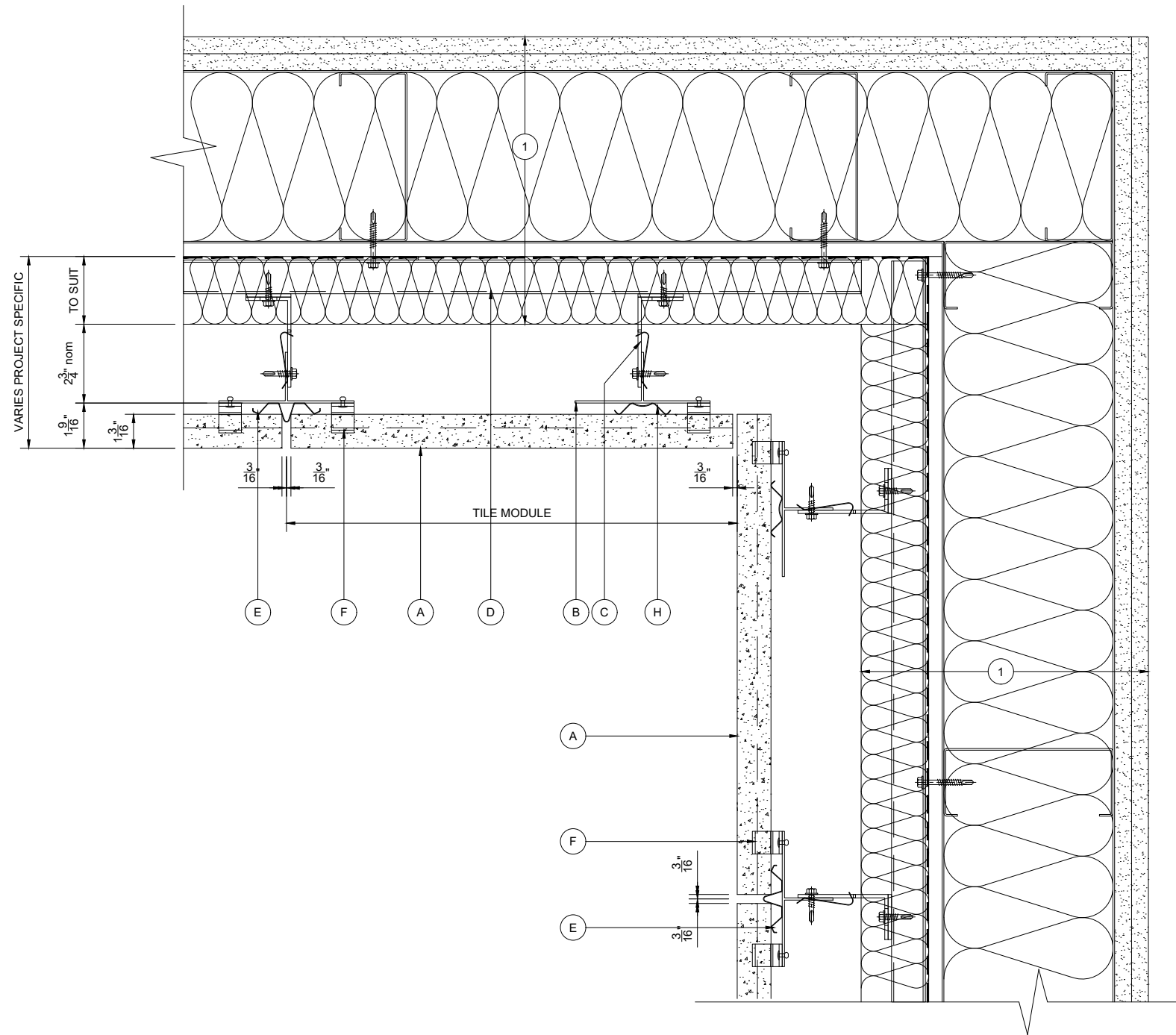
Do not scale from this drawing. If in doubt ask

Drawing Title :

EXTERNAL CORNER DETAIL

| | | |
|---------|-----------------|-----------------|
| Scale : | Checked : RAC | Drawn : EJR |
| 1 : 5 | Date : JAN 2020 | Date : JAN 2020 |

| Size | Drawing No. | Rev. |
|------|-------------|------|
| A3 | ARG-BUD05 | |



NOTE:
THESE STANDARD DETAILS DO NOT
INCORPORATE FIRE BARRIER
REQUIREMENTS AROUND WINDOW
OPENINGS AND FLOOR SLABS.
THESE INTERFACING
REQUIREMENTS MUST BE
REVIEWED WITH THE LOCAL FIRE
INSPECTOR BEFORE FINALISATION
OF DETAILS.

INTERNAL CORNER DETAIL

KEY COMPONENT LEGEND

- (A) ARGETON TERRACOTTA TILE
- (B) VERTICAL ALUMINIUM T SECTION SUPPORT
- (C) ALUMINIUM BRACKET WITH ISOLATION PAD
- (D) HORIZONTAL ALUMINIUM TOPHAT SUPPORT
- (E) ALUMINIUM DRAINAGE PROFILE
- (F) ALUMINIUM TILE CLIPS
- (G) ALUMINUM CONTINUOUS TOP CLIP
- (H) ALUMINIUM SPRING PROFILE

- (1) INDICATIVE FINISHES NOT BY TELLING Eg :
INSULATION
BREATHER MEMBRANE
CEMENT PARTICLE / LINING BOARD
STEEL FRAMING SYSTEM
INTERNAL FINISHES
GLAZING SYSTEMS AND SEALS
CLOSURE TRIMS / FLASHINGS

| Rev. | Date | By | Comments |
|------|------|----|----------|
|------|------|----|----------|

Drawing Status :

FOR INFORMATION

Material :

ARGETON TAMPA TILES
B SERIES
HORIZONTAL TOPHAT AND
VERTICAL T TO SFS



Telling Architectural Systems
125 High Rock Ave
Suite 211
Saratoga Springs NY 12866
Tel : 518 360 7505
www.tellingarchitectural.com

© Telling Architectural Systems LLC

Do not scale from this drawing. If in doubt ask

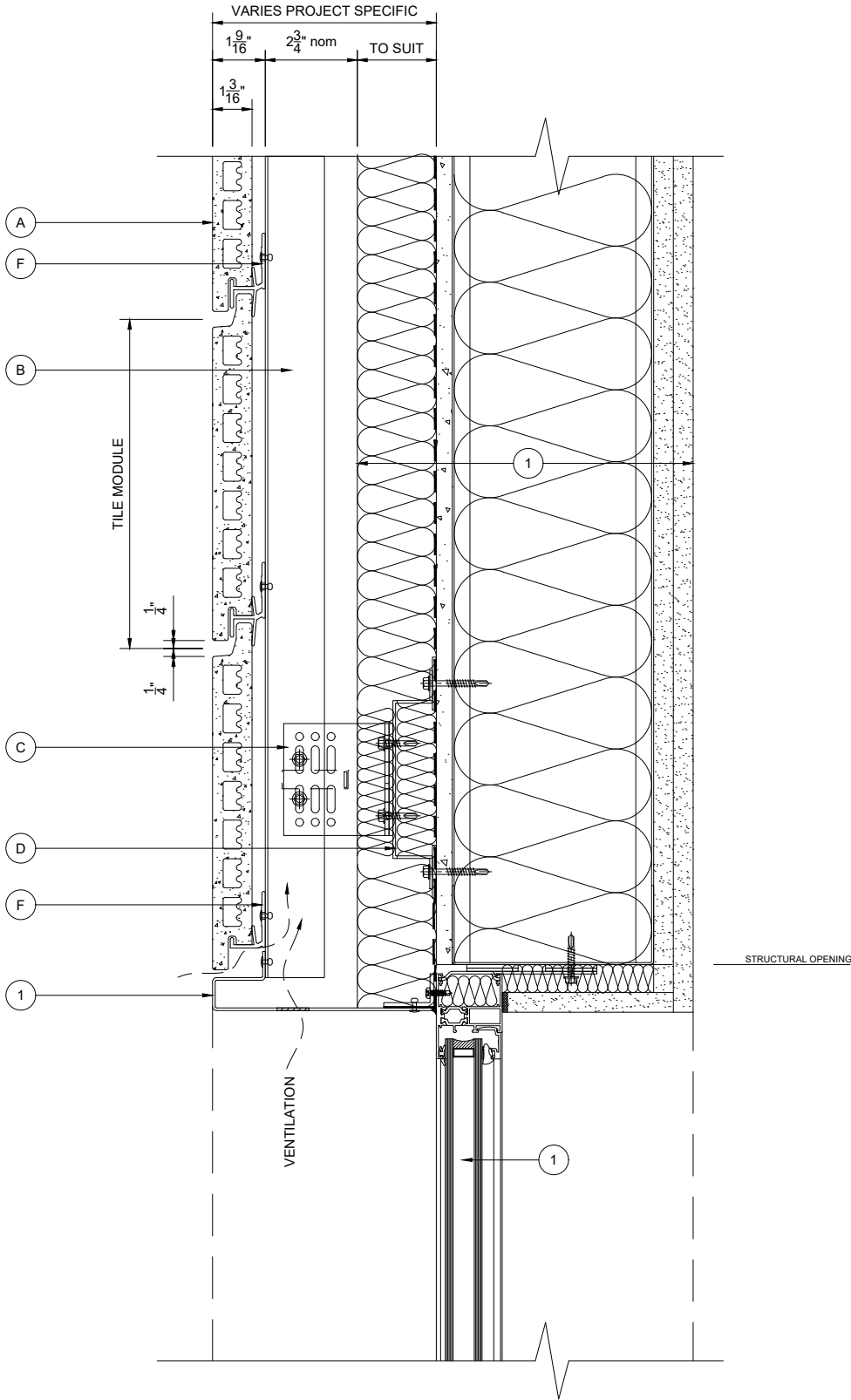
Drawing Title :

INTERNAL CORNER DETAIL

| | | |
|---------|-----------------|-----------------|
| Scale : | Checked : RAC | Drawn : EJR |
| 1 : 5 | Date : JAN 2020 | Date : JAN 2020 |

| Size | Drawing No. | Rev. |
|------|-------------|------|
| A3 | ARG-BUD06 | |

NOTE:
THESE STANDARD DETAILS DO NOT
INCORPORATE FIRE BARRIER
REQUIREMENTS AROUND WINDOW
OPENINGS AND FLOOR SLABS.
THESE INTERFACING
REQUIREMENTS MUST BE
REVIEWED WITH THE LOCAL FIRE
INSPECTOR BEFORE FINALISATION
OF DETAILS.



WINDOW HEAD DETAIL

- KEY COMPONENT LEGEND**
- A ARGETON TERRACOTTA TILE
 - B VERTICAL ALUMINIUM T SECTION SUPPORT
 - C ALUMINIUM BRACKET WITH ISOLATION PAD
 - D HORIZONTAL ALUMINIUM TOPHAT SUPPORT
 - E ALUMINIUM DRAINAGE PROFILE
 - F ALUMINIUM TILE CLIPS
 - G ALUMINUM CONTINUOUS TOP CLIP
 - H ALUMINIUM SPRING PROFILE

- 1 INDICATIVE FINISHES NOT BY TELLING Eg :
- INSULATION
 - BREATHER MEMBRANE
 - CEMENT PARTICLE / LINING BOARD
 - STEEL FRAMING SYSTEM
 - INTERNAL FINISHES
 - GLAZING SYSTEMS AND SEALS
 - CLOSURE TRIMS / FLASHINGS

| Rev. | Date | By | Comments |
|------|------|----|----------|
|------|------|----|----------|

Drawing Status :

FOR INFORMATION

Material :

ARGETON TAMPA TILES
B SERIES
HORIZONTAL TOPHAT AND
VERTICAL T TO SFS



Telling Architectural Systems
125 High Rock Ave
Suite 211
Saratoga Springs NY 12866
Tel : 518 360 7505
www.tellingarchitectural.com

© Telling Architectural Systems LLC

Do not scale from this drawing. If in doubt ask

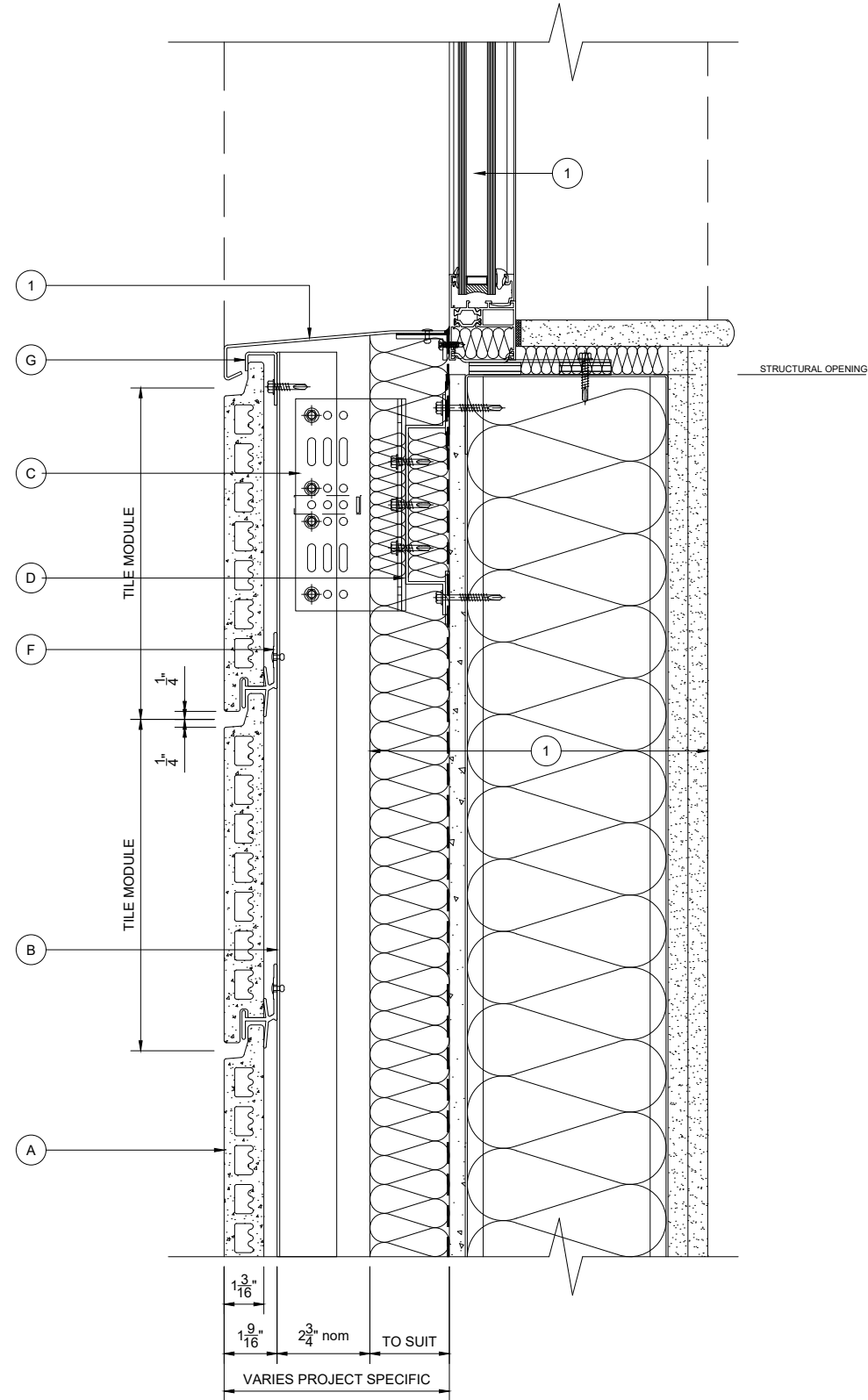
Drawing Title :

WINDOW HEAD DETAIL

| | | |
|---------|-----------------|-----------------|
| Scale : | Checked : RAC | Drawn : EJR |
| 1 : 5 | Date : JAN 2020 | Date : JAN 2020 |

| Size | Drawing No. | Rev. |
|------|-------------|------|
| A3 | ARG-BUD07 | |

NOTE:
THESE STANDARD DETAILS DO NOT
INCORPORATE FIRE BARRIER
REQUIREMENTS AROUND WINDOW
OPENINGS AND FLOOR SLABS.
THESE INTERFACING
REQUIREMENTS MUST BE
REVIEWED WITH THE LOCAL FIRE
INSPECTOR BEFORE FINALISATION
OF DETAILS.



WINDOW CILL DETAIL

- KEY COMPONENT LEGEND**
- (A) ARGETON TERRACOTTA TILE
 - (B) VERTICAL ALUMINIUM T SECTION SUPPORT
 - (C) ALUMINIUM BRACKET WITH ISOLATION PAD
 - (D) HORIZONTAL ALUMINIUM TOPHAT SUPPORT
 - (E) ALUMINIUM DRAINAGE PROFILE
 - (F) ALUMINIUM TILE CLIPS
 - (G) ALUMINUM CONTINUOUS TOP CLIP
 - (H) ALUMINIUM SPRING PROFILE

- (1) INDICATIVE FINISHES NOT BY TELLING Eg :
- INSULATION
 - BREATHER MEMBRANE
 - CEMENT PARTICLE / LINING BOARD
 - STEEL FRAMING SYSTEM
 - INTERNAL FINISHES
 - GLAZING SYSTEMS AND SEALS
 - CLOSURE TRIMS / FLASHINGS

| Rev. | Date | By | Comments |
|------|------|----|----------|
|------|------|----|----------|

Drawing Status :

FOR INFORMATION

Material :

ARGETON TAMPA TILES
B SERIES
HORIZONTAL TOPHAT AND
VERTICAL T TO SFS



Telling Architectural Systems
125 High Rock Ave
Suite 211
Saratoga Springs NY 12866
Tel : 518 360 7505
www.tellingarchitectural.com

© Telling Architectural Systems LLC

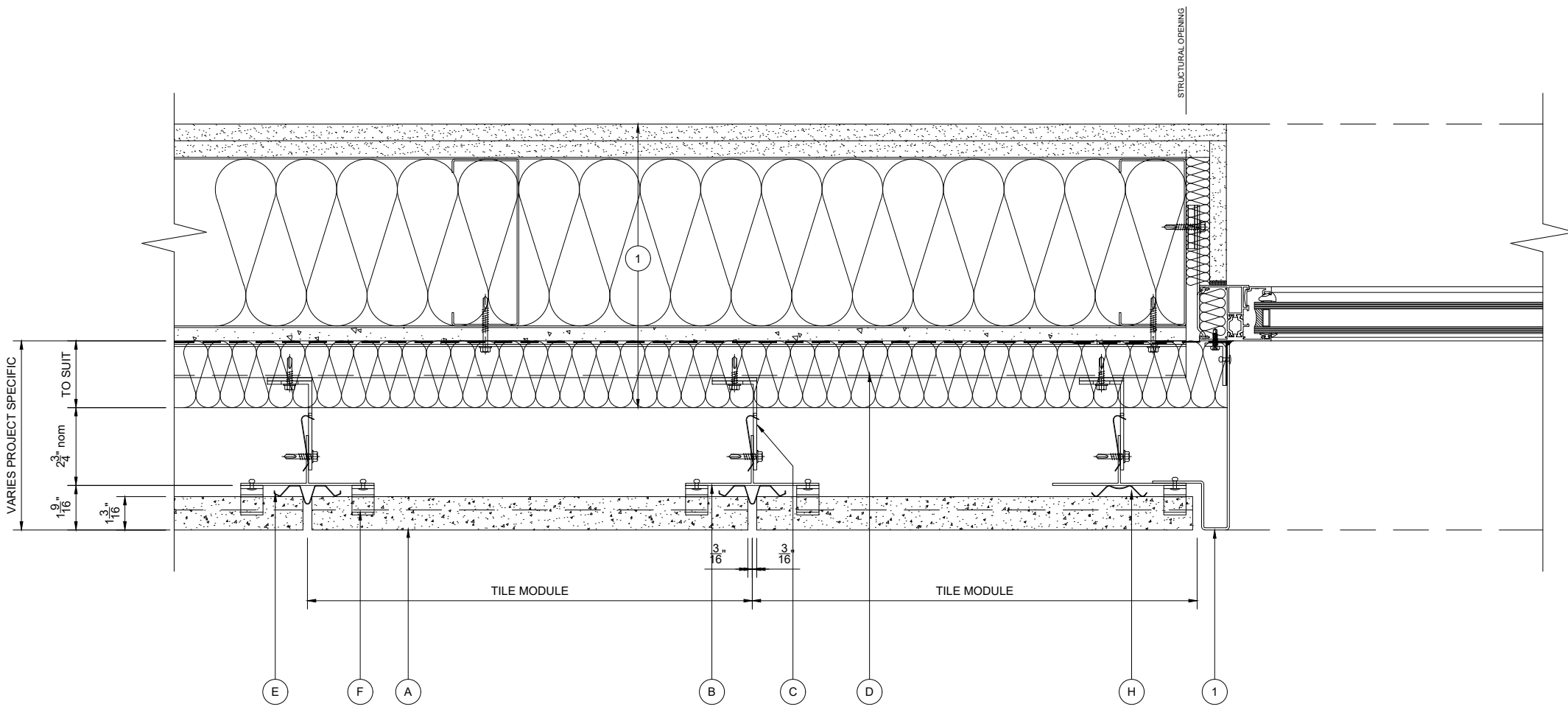
Do not scale from this drawing. If in doubt ask

Drawing Title :

WINDOW CILL DETAIL

| | | |
|---------|-----------------|-----------------|
| Scale : | Checked : RAC | Drawn : EJR |
| 1 : 5 | Date : JAN 2020 | Date : JAN 2020 |

| Size | Drawing No. | Rev. |
|------|-------------|------|
| A3 | ARG-BUD08 | |



- KEY COMPONENT LEGEND**
- A ARGETON TERRACOTTA TILE
 - B VERTICAL ALUMINIUM T SECTION SUPPORT
 - C ALUMINIUM BRACKET WITH ISOLATION PAD
 - D HORIZONTAL ALUMINIUM TOPHAT SUPPORT
 - E ALUMINIUM DRAINAGE PROFILE
 - F ALUMINIUM TILE CLIPS
 - G ALUMINUM CONTINUOUS TOP CLIP
 - H ALUMINIUM SPRING PROFILE

- 1 INDICATIVE FINISHES NOT BY TELLING Eg :
- INSULATION
 - BREATHER MEMBRANE
 - CEMENT PARTICLE / LINING BOARD
 - STEEL FRAMING SYSTEM
 - INTERNAL FINISHES
 - GLAZING SYSTEMS AND SEALS
 - CLOSURE TRIMS / FLASHINGS

NOTE:
THESE STANDARD DETAILS DO NOT
INCORPORATE FIRE BARRIER
REQUIREMENTS AROUND WINDOW
OPENINGS AND FLOOR SLABS.
THESE INTERFACING
REQUIREMENTS MUST BE
REVIEWED WITH THE LOCAL FIRE
INSPECTOR BEFORE FINALISATION
OF DETAILS.

WINDOW JAMB DETAIL

| Rev. | Date | By | Comments |
|------------------|------|----|----------|
| Drawing Status : | | | |

FOR INFORMATION

Material :

ARGETON TAMPA TILES
B SERIES
HORIZONTAL TOPHAT AND
VERTICAL T TO SFS



Telling Architectural Ltd
Unit 4E
Station Road
Four Ashes
Wolverhampton
WV10 7DB

Tel : 01902 797 700
Fax : 01902 797 720

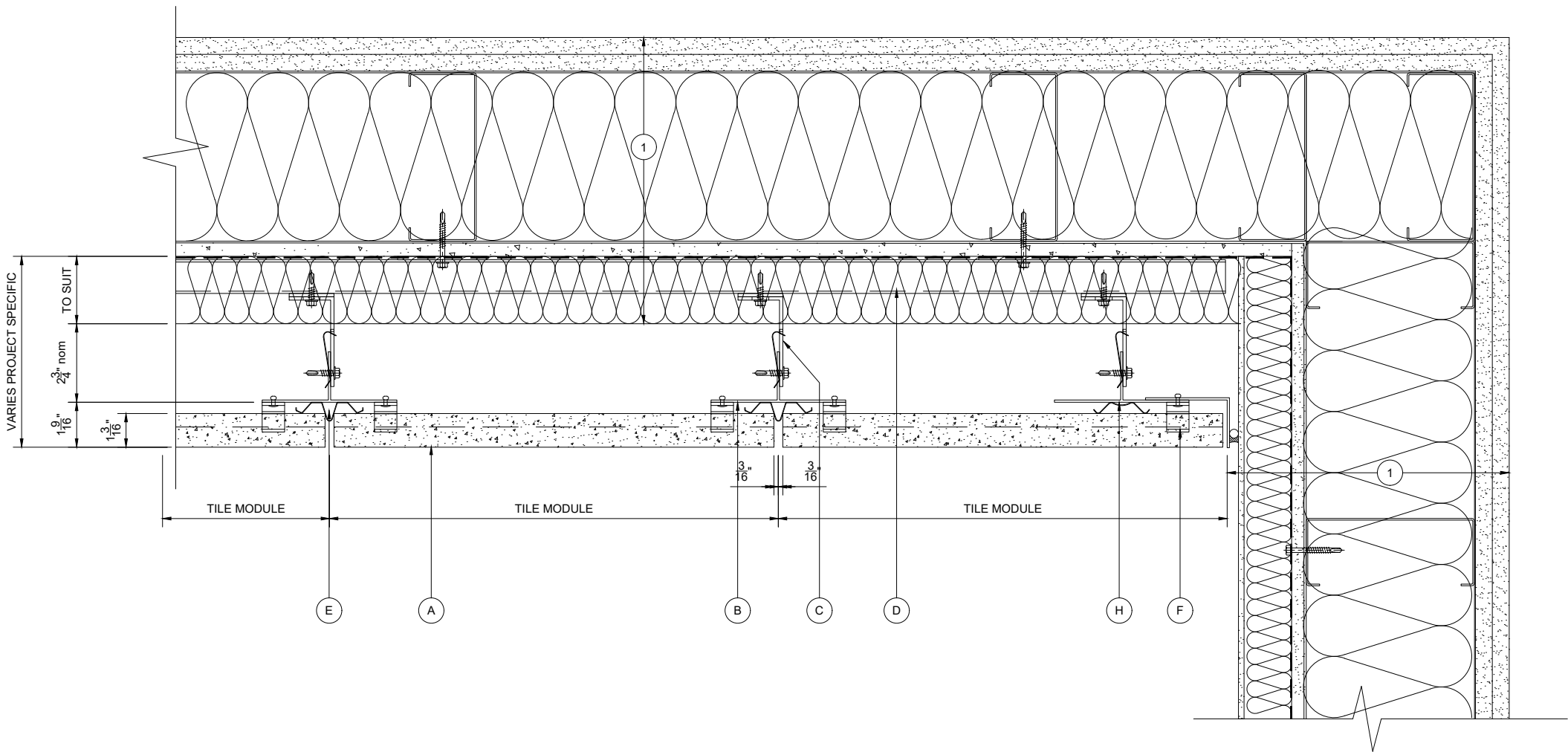
© Telling Architectural Ltd
Do not scale from this drawing. If in doubt ask

Drawing Title :

WINDOW JAMB DETAIL

| Scale : | Checked : RAC | Drawn : EJR |
|---------|-----------------|-----------------|
| 1 : 5 | Date : JAN 2020 | Date : JAN 2020 |

| Size | Drawing No. | Rev. |
|------|-------------|------|
| A3 | ARG-BUD09 | |



CLADDING ABUTMENT DETAIL

- KEY COMPONENT LEGEND
- A ARGETON TERRACOTTA TILE
 - B VERTICAL ALUMINIUM T SECTION SUPPORT
 - C ALUMINIUM BRACKET WITH ISOLATION PAD
 - D HORIZONTAL ALUMINIUM TOPHAT SUPPORT
 - E ALUMINIUM DRAINAGE PROFILE
 - F ALUMINIUM TILE CLIPS
 - G ALUMINIUM CONTINUOUS TOP CLIP
 - H ALUMINIUM SPRING PROFILE

- 1 INDICATIVE FINISHES NOT BY TELLING Eg :
- INSULATION
 - BREATHER MEMBRANE
 - CEMENT PARTICLE / LINING BOARD
 - STEEL FRAMING SYSTEM
 - INTERNAL FINISHES
 - GLAZING SYSTEMS AND SEALS
 - CLOSURE TRIMS / FLASHINGS

| Rev. | Date | By | Comments |
|------|------|----|----------|
|------|------|----|----------|

Drawing Status :

FOR INFORMATION

Material :

ARGETON TAMPA TILES
B SERIES
HORIZONTAL TOPHAT AND
VERTICAL T TO SFS

 Telling Architectural

Telling Architectural Systems
125 High Rock Ave
Suite 211
Saratoga Springs
NY 12866

Tel : 518 360 7505
www.tellingarchitectural.com

© Telling Architectural Systems LLC

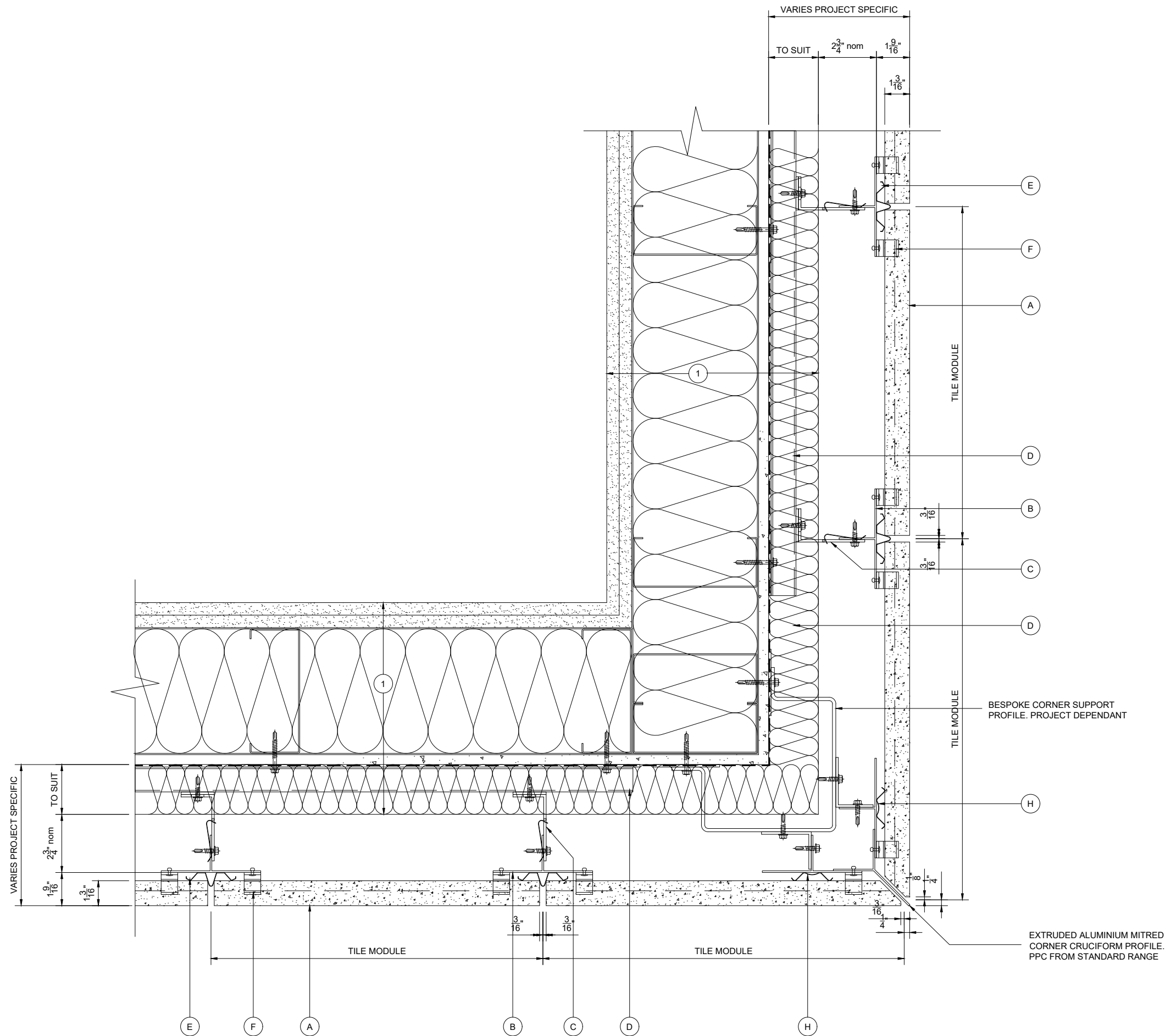
Do not scale from this drawing. If in doubt ask

Drawing Title :

CLADDING ABUTMENT DETAIL

| | | |
|---------|-----------------|-----------------|
| Scale : | Checked : RAC | Drawn : EJR |
| 1 : 5 | Date : JAN 2020 | Date : JAN 2020 |

| Size | Drawing No. | Rev. |
|------|-------------|------|
| A3 | ARG-BUD10 | |



NOTE:
THESE STANDARD DETAILS DO NOT
INCORPORATE FIRE BARRIER
REQUIREMENTS AROUND WINDOW
OPENINGS AND FLOOR SLABS.
THESE INTERFACING
REQUIREMENTS MUST BE
REVIEWED WITH THE LOCAL FIRE
INSPECTOR BEFORE FINALISATION
OF DETAILS.

MITRED EXTERNAL CORNER DETAIL

- KEY COMPONENT LEGEND**
- (A) ARGETON TERRACOTTA TILE
 - (B) VERTICAL ALUMINIUM T SECTION SUPPORT
 - (C) ALUMINIUM BRACKET WITH ISOLATION PAD
 - (D) HORIZONTAL ALUMINIUM TOPHAT SUPPORT
 - (E) ALUMINIUM DRAINAGE PROFILE
 - (F) ALUMINIUM TILE CLIPS
 - (G) ALUMINUM CONTINUOUS TOP CLIP
 - (H) ALUMINIUM SPRING PROFILE
- 1 INDICATIVE FINISHES NOT BY TELLING Eg :
INSULATION
BREATHER MEMBRANE
CEMENT PARTICLE / LINING BOARD
STEEL FRAMING SYSTEM
INTERNAL FINISHES
GLAZING SYSTEMS AND SEALS
CLOSURE TRIMS / FLASHINGS

| Rev. | Date | By | Comments |
|---|------|----|----------|
| Drawing Status : | | | |
| FOR INFORMATION | | | |
| Material : | | | |
| ARGETON TAMPA TILES B SERIES HORIZONTAL TOPHAT AND VERTICAL T TO SFS | | | |



Telling Architectural Systems
125 High Rock Ave
Suite 211
Saratoga Springs
NY 12866
Tel : 518 360 7505
www.tellingarchitectural.com

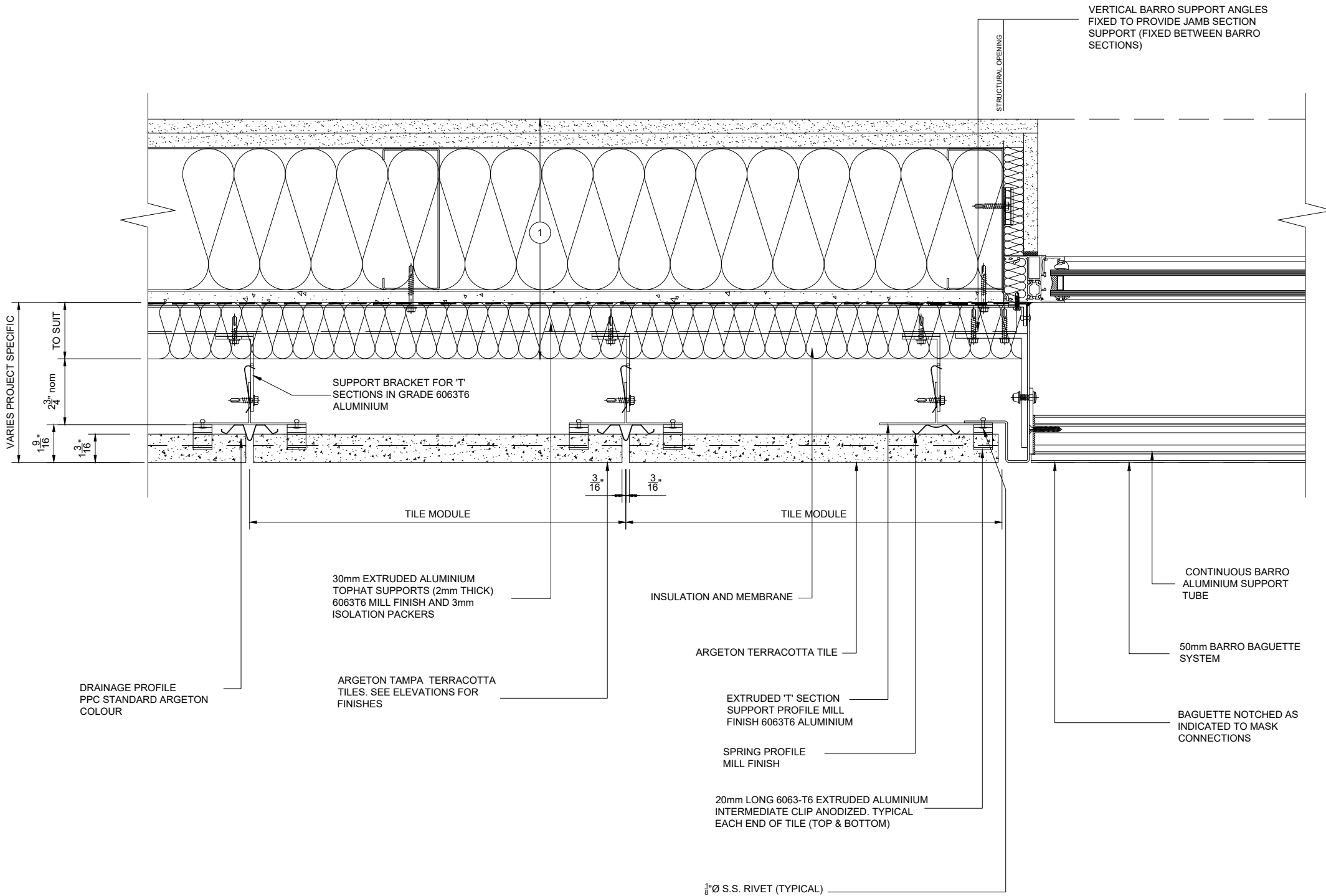
© Telling Architectural Systems LLC

Do not scale from this drawing. If in doubt ask

Drawing Title :
**MITRED EXTERNAL CORNER
DETAIL**

| | | |
|---------|-----------------|-----------------|
| Scale : | Checked : RAC | Drawn : EJR |
| 1 : 5 | Date : JAN 2020 | Date : JAN 2020 |

| | | |
|------|-------------|------|
| Size | Drawing No. | Rev. |
| A3 | ARG-BUD11 | |



NOTE:
THESE STANDARD DETAILS DO NOT
INCORPORATE FIRE BARRIER
REQUIREMENTS AROUND WINDOW
OPENINGS AND FLOOR SLABS.
THESE INTERFACING
REQUIREMENTS MUST BE
REVIEWED WITH THE LOCAL FIRE
INSPECTOR BEFORE FINALISATION
OF DETAILS.

WINDOW JAMB DETAIL/ WITH
BAGUETTE SUPPORTS

- KEY COMPONENT LEGEND
- (A) ARGETON TERRACOTTA TILE
 - (B) VERTICAL ALUMINIUM T SECTION SUPPORT
 - (C) ALUMINIUM BRACKET WITH ISOLATION PAD
 - (D) HORIZONTAL ALUMINIUM TOPHAT SUPPORT
 - (E) ALUMINIUM DRAINAGE PROFILE
 - (F) ALUMINIUM TILE CLIPS
 - (G) ALUMINUM CONTINUOUS TOP CLIP
 - (H) ALUMINIUM SPRING PROFILE

1 INDICATIVE FINISHES NOT BY
TELLING Eg :

INSULATION
BREATHER MEMBRANE
CEMENT PARTICLE / LINING BOARD
STEEL FRAMING SYSTEM
INTERNAL FINISHES
GLAZING SYSTEMS AND SEALS
CLOSURE TRIMS / FLASHINGS

| Rev. | Date | By | Comments |
|---|------|----|----------|
| Drawing Status : | | | |
| FOR INFORMATION | | | |
| Material : | | | |
| ARGETON TAMPA TILES B SERIES HORIZONTAL TOPHAT AND VERTICAL T TO SFS | | | |



Telling Architectural Systems
125 High Rock Ave
Suite 211
Saratoga Springs
NY 12866
Tel : 518 360 7505
www.tellingarchitectural.com

© Telling Architectural Systems LLC

Do not scale from this drawing. If in doubt ask

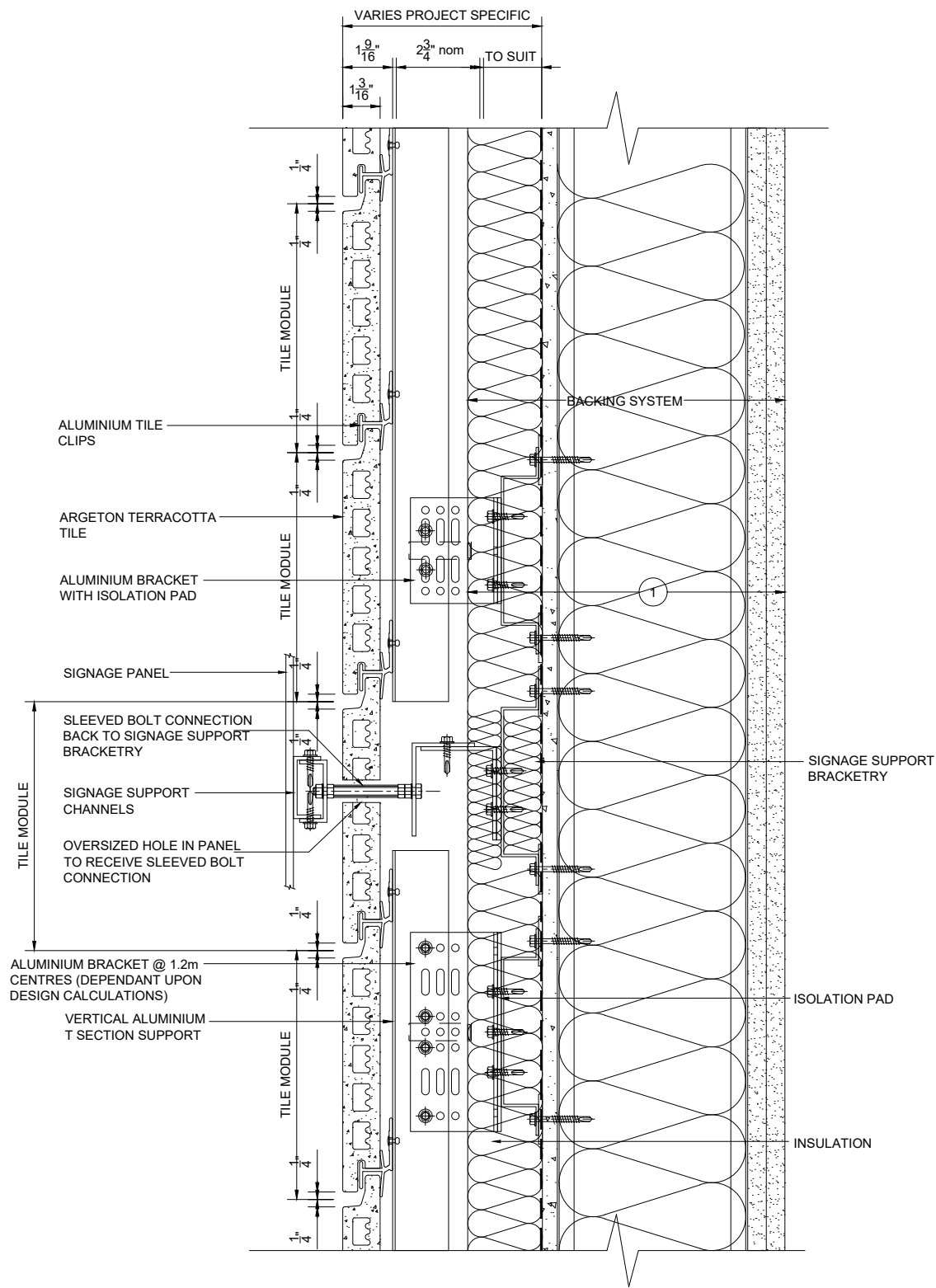
Drawing Title :

**WINDOW JAMB DETAIL WITH
BAGUETTE SUPPORTS**

| | | |
|---------|-----------------|-----------------|
| Scale : | Checked : RAC | Drawn : EJR |
| 1 : 5 | Date : JAN 2020 | Date : JAN 2020 |

| | | |
|------|-------------|------|
| Size | Drawing No. | Rev. |
| A3 | ARG-BUD13 | |

NOTE:
THESE STANDARD DETAILS DO NOT
INCORPORATE FIRE BARRIER
REQUIREMENTS AROUND WINDOW
OPENINGS AND FLOOR SLABS.
THESE INTERFACING
REQUIREMENTS MUST BE
REVIEWED WITH THE LOCAL FIRE
INSPECTOR BEFORE FINALISATION
OF DETAILS.



VERTICAL SECTION

KEY COMPONENT LEGEND

- A ARGETON TERRACOTTA TILE
- B VERTICAL ALUMINIUM T SECTION SUPPORT
- C ALUMINIUM BRACKET WITH ISOLATION PAD
- D HORIZONTAL ALUMINIUM TOPHAT SUPPORT
- E ALUMINIUM DRAINAGE PROFILE
- F ALUMINIUM TILE CLIPS
- G ALUMINUM CONTINUOUS TOP CLIP
- H ALUMINIUM SPRING PROFILE

- 1 INDICATIVE FINISHES NOT BY TELLING Eg :
- INSULATION
 - BREATHER MEMBRANE
 - CEMENT PARTICLE / LINING BOARD
 - STEEL FRAMING SYSTEM
 - INTERNAL FINISHES
 - GLAZING SYSTEMS AND SEALS
 - CLOSURE TRIMS / FLASHINGS

| Rev. | Date | By | Comments |
|------|------|----|----------|
|------|------|----|----------|

Drawing Status :

FOR INFORMATION

Material :

ARGETON TAMPA TILES
B SERIES
HORIZONTAL TOPHAT AND
VERTICAL T TO SFS



Telling Architectural Ltd
Unit 4E
Station Road
Four Ashes
Wolverhampton
WV10 7DB

Tel : 01902 797 700
Fax : 01902 797 720

© Telling Architectural Ltd
Do not scale from this drawing. If in doubt ask

Drawing Title :

VERTICAL SECTION
SIGNAGE INTERFACE

| | | |
|---------|---------------|-----------------|
| Scale : | Checked : RAC | Drawn : EJR |
| 1 : 5 | Date : | Date : JAN 2020 |

| Size | Drawing No. | Rev. |
|------|-------------|------|
| A3 | ARG-BUD17 | |



FINISHES / NOTES

VARIOUS FINISHES AVAILABLE

GRADE 6063T6 MILL FINISH.

GRADE 6063T66 MILL FINISH
VARIABLE BRACKETS AND SIZES

GRADE 6063T6 MILL FINISH

GRADE 3005H47 PPC FROM
STANDARD ARGETON RANGE

GRADE 6063T6 SILVER ANODIZED

GRADE 6063T6 PPC RAL 9016

GRADE 3005H47 MILL FINISH

KEY COMPONENT LEGEND

- (A) ARGETON TERRACOTTA TILE
- (B) VERTICAL ALUMINIUM T SECTION SUPPORT
- (C) ALUMINIUM BRACKET WITH ISOLATION PAD
- (D) ARGETON HORIZONTAL ALUMINIUM RAIL
- (E) ALUMINIUM DRAINAGE PROFILE
- (F) ALUMINIUM TILE CLAMPS
- (G) ALUMINIUM BOTTOM CLAMP
- (H) ALUMINIUM SPRING PROFILE

(1) INDICATIVE FINISHES NOT BY
TELLING Eg :

INSULATION

BREATHER MEMBRANE

CEMENT PARTICLE / LINING BOARD

CONCRETE INTERNAL FINISHES

GLAZING SYSTEMS AND SEALS

CLOSURE TRIMS / FLASHINGS

| Rev. | Date | By | Comments |
|------|------|----|----------|
|------|------|----|----------|

Drawing Status :

FOR INFORMATION

Material :

ARGETON TAMPA TILES
C SERIES
HORIZONTAL RAILS AND
VERTICAL T'S TO CONCRETE



Telling Architectural Systems
125 High Rock Ave
Suite 211
Saratoga Springs
NY 12866
Tel : 518 360 7505
www.tellingarchitectural.com

© Telling Architectural Systems LLC

Do not scale from this drawing. If in doubt ask

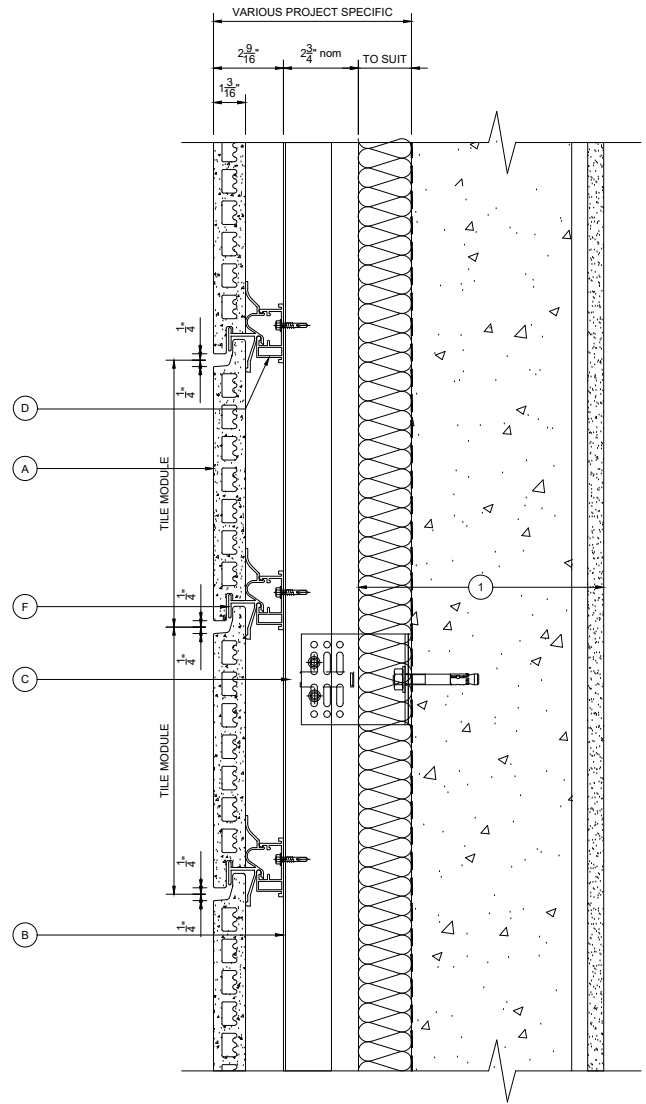
Drawing Title :

SYSTEM COMPONENTS AND
NOTES

| | | |
|---------|-----------------|-----------------|
| Scale : | Checked : RAC | Drawn : EJR |
| 1 : 5 | Date : JAN 2020 | Date : JAN 2020 |

| Size | Drawing No. | Rev. |
|------|--------------|------|
| A3 | ARG-CU-INDEX | |

NOTE:
THESE STANDARD DETAILS DO NOT
INCORPORATE FIRE BARRIER
REQUIREMENTS AROUND WINDOW
OPENINGS AND FLOOR SLABS.
THESE INTERFACING
REQUIREMENTS MUST BE
REVIEWED WITH THE LOCAL FIRE
INSPECTOR BEFORE FINALISATION
OF DETAILS.



VERTICAL SECTION

KEY COMPONENT LEGEND

- (A) ARGETON TERRACOTTA TILE
- (B) VERTICAL ALUMINIUM T SECTION SUPPORT
- (C) ALUMINIUM BRACKET WITH ISOLATION PAD
- (D) ARGETON HORIZONTAL ALUMINIUM RAIL
- (E) ALUMINIUM DRAINAGE PROFILE
- (F) ALUMINIUM TILE CLAMPS
- (G) ALUMINIUM BOTTOM CLAMP
- (H) ALUMINIUM SPRING PROFILE

- 1 INDICATIVE FINISHES NOT BY TELLING Eg :
- INSULATION
 - BREATHER MEMBRANE
 - CEMENT PARTICLE / LINING BOARD
 - CONCRETE INTERNAL FINISHES
 - GLAZING SYSTEMS AND SEALS
 - CLOSURE TRIMS / FLASHINGS

| Rev. | Date | By | Comments |
|------|------|----|----------|
|------|------|----|----------|

Drawing Status :

FOR INFORMATION

Material :
ARGETON TAMPA TILES
C SERIES
HORIZONTAL RAILS AND
VERTICAL T'S TO CONCRETE

 Telling Architectural

Telling Architectural Systems
125 High Rock Ave
Suite 211
Saratoga Springs
NY 12866

Tel : 518 360 7505
www.tellingarchitectural.com

© Telling Architectural Systems LLC

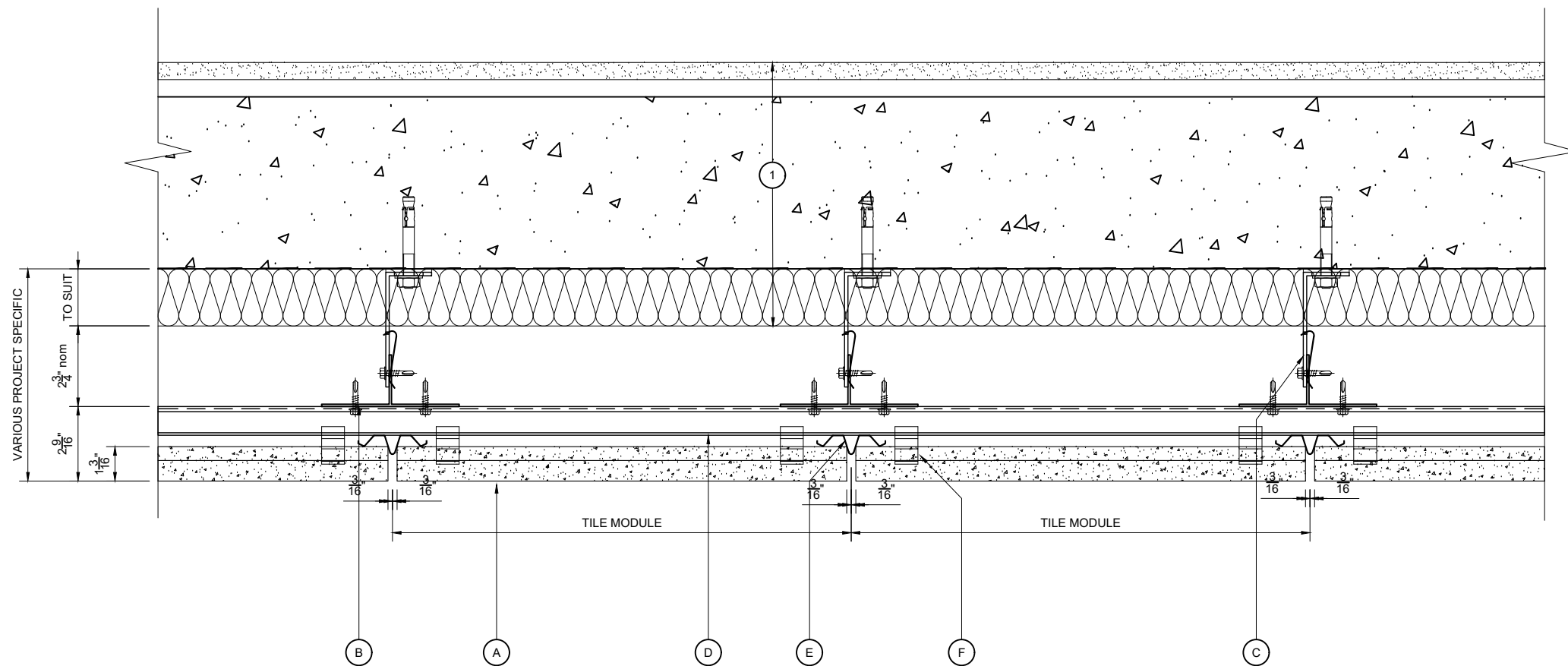
Do not scale from this drawing. If in doubt ask

Drawing Title :

VERTICAL SECTION

| | | |
|---------|-----------------|-----------------|
| Scale : | Checked : RAC | Drawn : EJR |
| 1 : 5 | Date : JAN 2020 | Date : JAN 2020 |

| Size | Drawing No. | Rev. |
|------|-------------|------|
| A3 | ARG-CU-D01 | |



HORIZONTAL SECTION

NOTE:
THESE STANDARD DETAILS DO NOT
INCORPORATE FIRE BARRIER
REQUIREMENTS AROUND WINDOW
OPENINGS AND FLOOR SLABS.
THESE INTERFACING
REQUIREMENTS MUST BE
REVIEWED WITH THE LOCAL FIRE
INSPECTOR BEFORE FINALISATION
OF DETAILS.

KEY COMPONENT LEGEND

- (A) ARGETON TERRACOTTA TILE
- (B) VERTICAL ALUMINIUM T SECTION SUPPORT
- (C) ALUMINIUM BRACKET WITH ISOLATION PAD
- (D) ARGETON HORIZONTAL ALUMINIUM RAIL
- (E) ALUMINIUM DRAINAGE PROFILE
- (F) ALUMINIUM TILE CLAMPS
- (G) ALUMINIUM BOTTOM CLAMP
- (H) ALUMINIUM SPRING PROFILE

- (1) INDICATIVE FINISHES NOT BY TELLING Eg :
- INSULATION
 - BREATHER MEMBRANE
 - CEMENT PARTICLE / LINING BOARD
 - CONCRETE INTERNAL FINISHES
 - GLAZING SYSTEMS AND SEALS
 - CLOSURE TRIMS / FLASHINGS

| Rev. | Date | By | Comments |
|------|------|----|----------|
|------|------|----|----------|

Drawing Status :

FOR INFORMATION

Material :
ARGETON TAMPA TILES
C SERIES
HORIZONTAL RAILS AND
VERTICAL T'S TO CONCRETE

 Telling Architectural

Telling Architectural Systems
125 High Rock Ave
Suite 211
Saratoga Springs
NY 12866
Tel : 518 360 7505
www.tellingarchitectural.com
© Telling Architectural Systems LLC

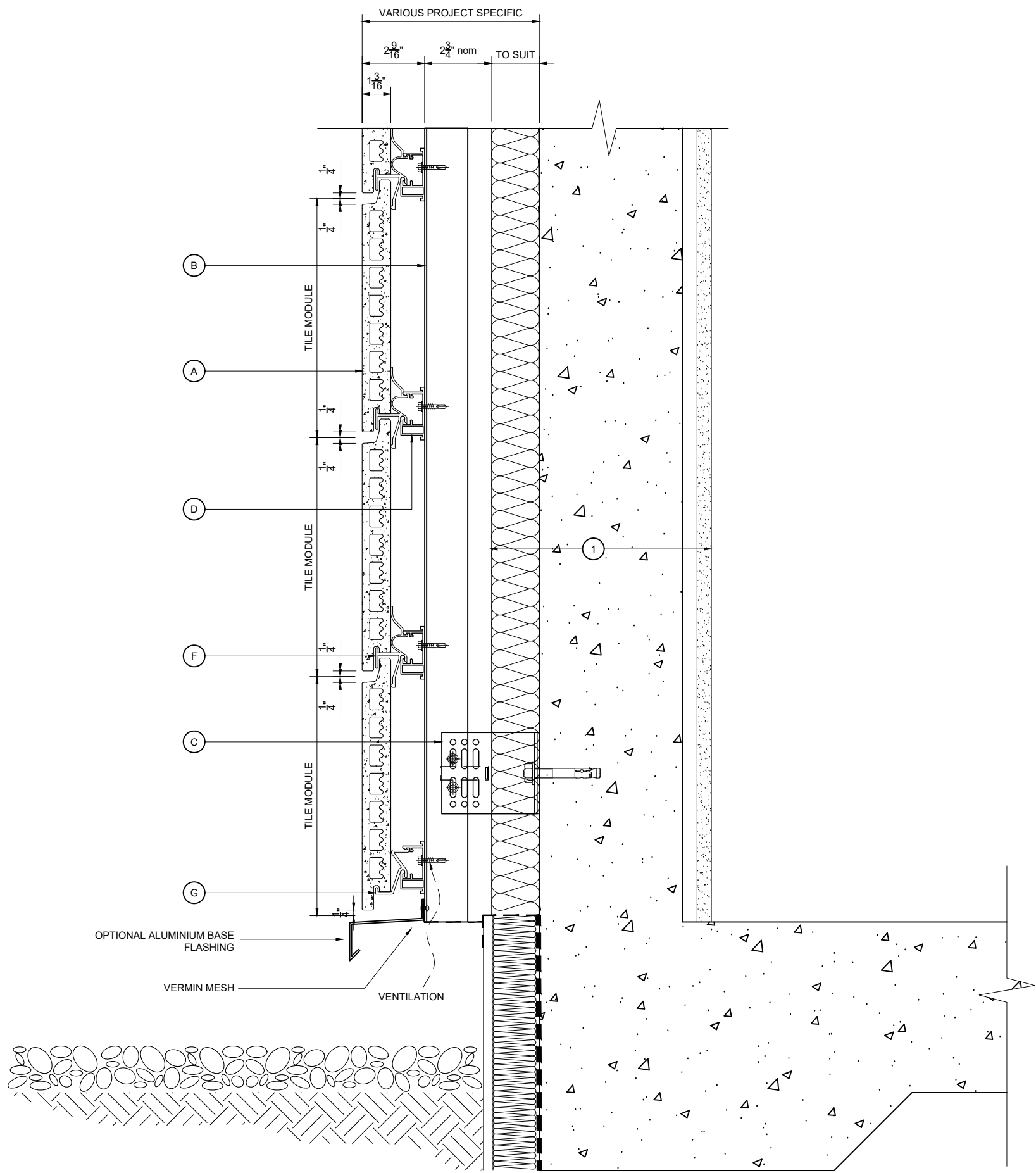
Do not scale from this drawing. If in doubt ask

Drawing Title :

HORIZONTAL SECTION

| | | |
|---------|-----------------|-----------------|
| Scale : | Checked : RAC | Drawn : EJR |
| 1 : 5 | Date : JAN 2020 | Date : JAN 2020 |

| Size | Drawing No. | Rev. |
|------|-------------|------|
| A3 | ARG-CU-D02 | |



NOTE:
THESE STANDARD DETAILS DO NOT
INCORPORATE FIRE BARRIER
REQUIREMENTS AROUND WINDOW
OPENINGS AND FLOOR SLABS.
THESE INTERFACING
REQUIREMENTS MUST BE
REVIEWED WITH THE LOCAL FIRE
INSPECTOR BEFORE FINALISATION
OF DETAILS.

- KEY COMPONENT LEGEND**
- (A) ARGETON TERRACOTTA TILE
 - (B) VERTICAL ALUMINIUM T SECTION SUPPORT
 - (C) ALUMINIUM BRACKET WITH ISOLATION PAD
 - (D) ARGETON HORIZONTAL ALUMINIUM RAIL
 - (E) ALUMINIUM DRAINAGE PROFILE
 - (F) ALUMINIUM TILE CLAMPS
 - (G) ALUMINUM BOTTOM CLAMP
 - (H) ALUMINIUM SPRING PROFILE

- (1) INDICATIVE FINISHES NOT BY TELLING Eg :
- INSULATION
 - BREATHER MEMBRANE
 - CEMENT PARTICLE / LINING BOARD
 - CONCRETE INTERNAL FINISHES
 - GLAZING SYSTEMS AND SEALS
 - CLOSURE TRIMS / FLASHINGS

| Rev. | Date | By | Comments |
|------------------|------|----|----------|
| Drawing Status : | | | |

FOR INFORMATION

Material :

**ARGETON TAMPA TILES
C SERIES
HORIZONTAL RAILS AND
VERTICAL T'S TO CONCRETE**

**Telling Architectural**

Telling Architectural Systems
125 High Rock Ave
Suite 211
Saratoga Springs
NY 12866

Tel : 518 360 7505
www.tellingarchitectural.com

© Telling Architectural Systems LLC

Do not scale from this drawing. If in doubt ask

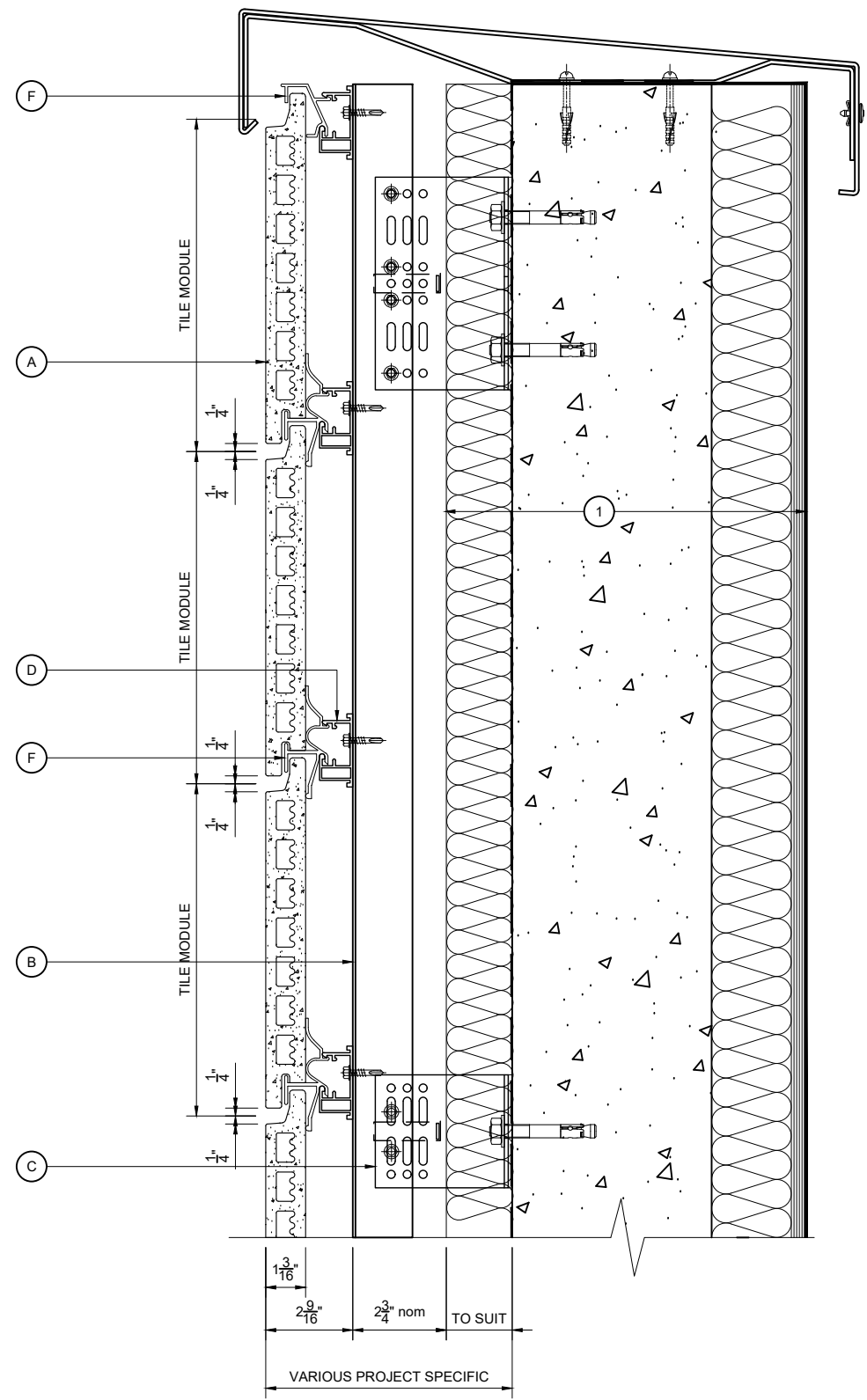
Drawing Title :

BASE DETAIL

| | | |
|--------------|-----------------|-----------------|
| Scale : | Checked : RAC | Drawn : EJR |
| 1 : 5 | Date : JAN 2020 | Date : JAN 2020 |

| Size | Drawing No. | Rev. |
|-----------|-------------------|------|
| A3 | ARG-CU-D03 | |

NOTE:
THESE STANDARD DETAILS DO NOT
INCORPORATE FIRE BARRIER
REQUIREMENTS AROUND WINDOW
OPENINGS AND FLOOR SLABS.
THESE INTERFACING
REQUIREMENTS MUST BE
REVIEWED WITH THE LOCAL FIRE
INSPECTOR BEFORE FINALISATION
OF DETAILS.



PARAPET DETAIL

- KEY COMPONENT LEGEND
- (A) ARGETON TERRACOTTA TILE
 - (B) VERTICAL ALUMINIUM T SECTION SUPPORT
 - (C) ALUMINIUM BRACKET WITH ISOLATION PAD
 - (D) ARGETON HORIZONTAL ALUMINIUM RAIL
 - (E) ALUMINIUM DRAINAGE PROFILE
 - (F) ALUMINIUM TILE CLAMPS
 - (G) ALUMINUM BOTTOM CLAMP
 - (H) ALUMINIUM SPRING PROFILE

- (1) INDICATIVE FINISHES NOT BY TELLING Eg :
- INSULATION
 - BREATHER MEMBRANE
 - CEMENT PARTICLE / LINING BOARD
 - CONCRETE INTERNAL FINISHES
 - GLAZING SYSTEMS AND SEALS
 - CLOSURE TRIMS / FLASHINGS

| Rev. | Date | By | Comments |
|------|------|----|----------|
|------|------|----|----------|

Drawing Status :

FOR INFORMATION

Material :
ARGETON TAMPA TILES
C SERIES
HORIZONTAL RAILS AND
VERTICAL T'S TO CONCRETE



Telling Architectural Systems
125 High Rock Ave
Suite 211
Saratoga Springs NY 12866
Tel : 518 360 7505
www.tellingarchitectural.com

© Telling Architectural Systems LLC

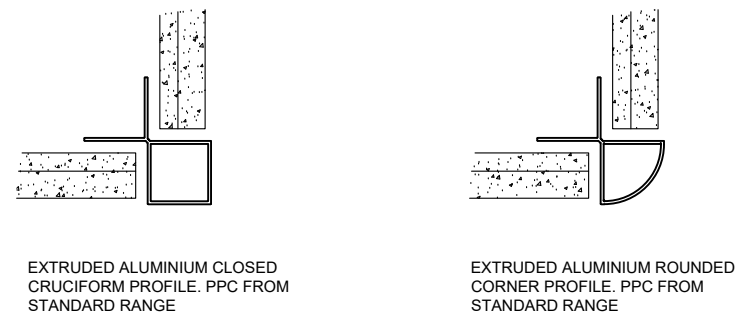
Do not scale from this drawing. If in doubt ask

Drawing Title :

PARAPET DETAIL

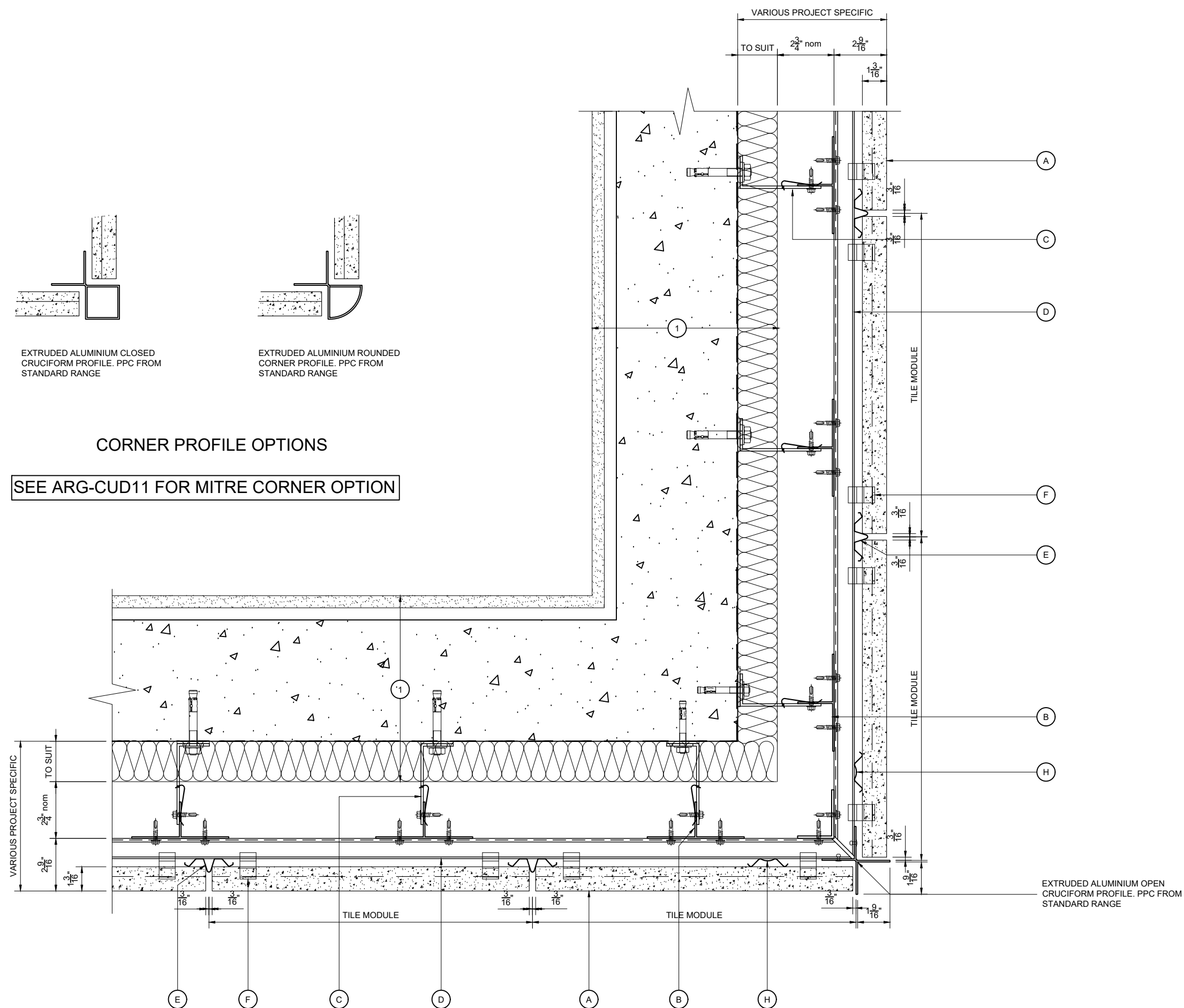
| | | |
|---------|-----------------|-----------------|
| Scale : | Checked : RAC | Drawn : EJR |
| 1 : 5 | Date : JAN 2020 | Date : JAN 2020 |

| Size | Drawing No. | Rev. |
|------|-------------|------|
| A3 | ARG-CU-D04 | |



CORNER PROFILE OPTIONS

SEE ARG-CUD11 FOR MITRE CORNER OPTION



EXTERNAL CORNER DETAIL

NOTE:
THESE STANDARD DETAILS DO NOT
INCORPORATE FIRE BARRIER
REQUIREMENTS AROUND WINDOW
OPENINGS AND FLOOR SLABS.
THESE INTERFACING
REQUIREMENTS MUST BE
REVIEWED WITH THE LOCAL FIRE
INSPECTOR BEFORE FINALISATION
OF DETAILS.

KEY COMPONENT LEGEND

- (A) ARGETON TERRACOTTA TILE
- (B) VERTICAL ALUMINIUM T SECTION SUPPORT
- (C) ALUMINIUM BRACKET WITH ISOLATION PAD
- (D) ARGETON HORIZONTAL ALUMINIUM RAIL
- (E) ALUMINIUM DRAINAGE PROFILE
- (F) ALUMINIUM TILE CLAMPS
- (G) ALUMINUM BOTTOM CLAMP
- (H) ALUMINIUM SPRING PROFILE

- 1 INDICATIVE FINISHES NOT BY TELLING Eg :
- INSULATION
 - BREATHER MEMBRANE
 - CEMENT PARTICLE / LINING BOARD
 - CONCRETE INTERNAL FINISHES
 - GLAZING SYSTEMS AND SEALS
 - CLOSURE TRIMS / FLASHINGS

| Rev. | Date | By | Comments |
|------|------|----|----------|
|------|------|----|----------|

Drawing Status :

FOR INFORMATION

Material :
ARGETON TAMPA TILES
C SERIES
HORIZONTAL RAILS AND
VERTICAL T'S TO CONCRETE

 **Telling Architectural**

Telling Architectural Systems
125 High Rock Ave
Suite 211
Saratoga Springs
NY 12866
Tel : 518 360 7505
www.tellingarchitectural.com

© Telling Architectural Systems LLC

Do not scale from this drawing. If in doubt ask

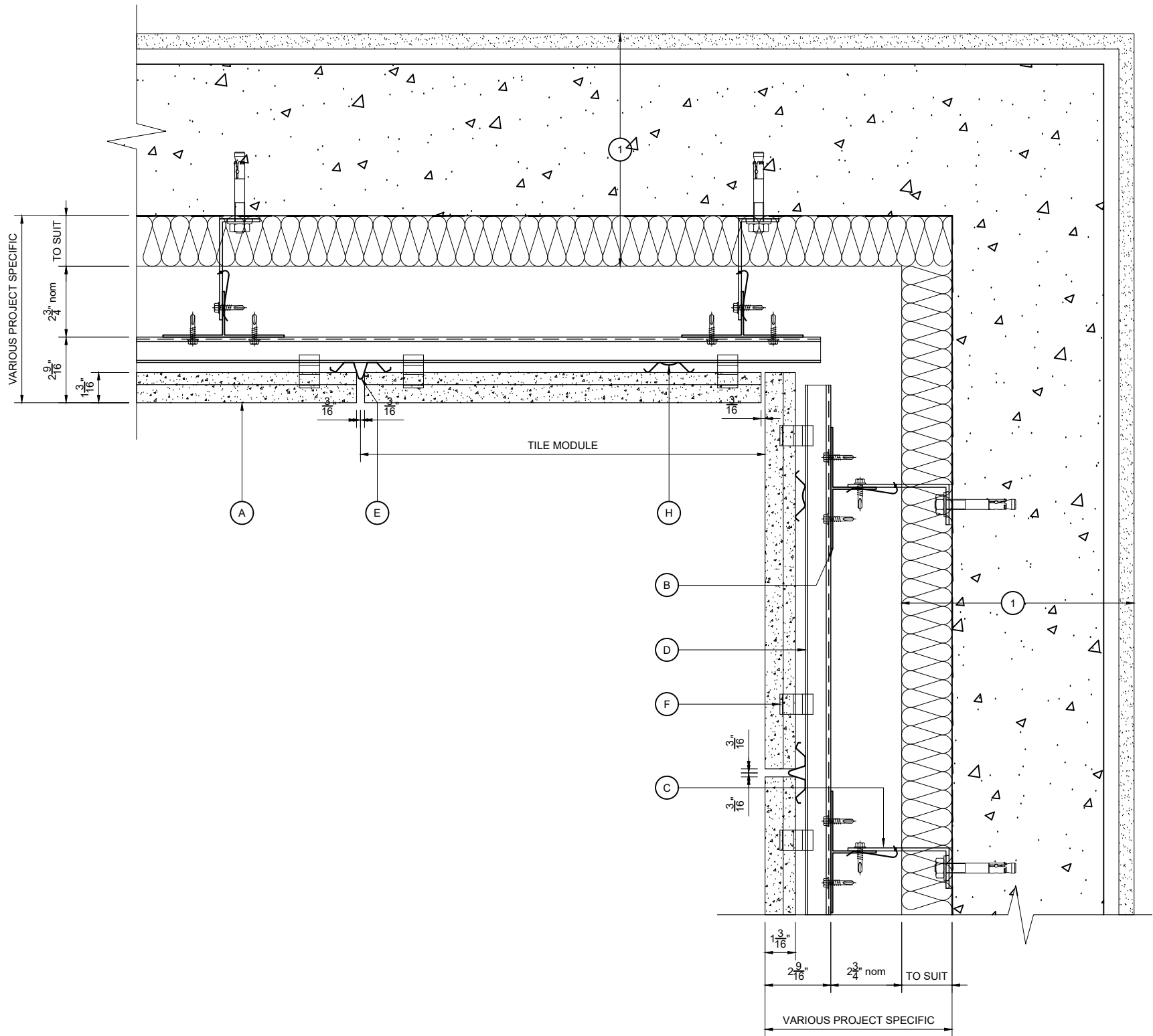
Drawing Title :

EXTERNAL CORNER DETAIL

| | | |
|---------|-----------------|-----------------|
| Scale : | Checked : RAC | Drawn : EJR |
| 1 : 5 | Date : JAN 2020 | Date : JAN 2020 |

| Size | Drawing No. | Rev. |
|------|-------------|------|
| A3 | ARG-CU-D05 | |

NOTE:
THESE STANDARD DETAILS DO NOT
INCORPORATE FIRE BARRIER
REQUIREMENTS AROUND WINDOW
OPENINGS AND FLOOR SLABS.
THESE INTERFACING
REQUIREMENTS MUST BE
REVIEWED WITH THE LOCAL FIRE
INSPECTOR BEFORE FINALISATION
OF DETAILS.



INTERNAL CORNER DETAIL

KEY COMPONENT LEGEND

- (A) ARGETON TERRACOTTA TILE
- (B) VERTICAL ALUMINIUM T SECTION SUPPORT
- (C) ALUMINIUM BRACKET WITH ISOLATION PAD
- (D) ARGETON HORIZONTAL ALUMINIUM RAIL
- (E) ALUMINIUM DRAINAGE PROFILE
- (F) ALUMINIUM TILE CLAMPS
- (G) ALUMINUM BOTTOM CLAMP
- (H) ALUMINIUM SPRING PROFILE

- (1) INDICATIVE FINISHES NOT BY TELLING Eg :
- INSULATION
 - BREATHER MEMBRANE
 - CEMENT PARTICLE / LINING BOARD
 - CONCRETE INTERNAL FINISHES
 - GLAZING SYSTEMS AND SEALS
 - CLOSURE TRIMS / FLASHINGS

| Rev. | Date | By | Comments |
|------|------|----|----------|
|------|------|----|----------|

Drawing Status :

FOR INFORMATION

Material :

ARGETON TAMPA TILES
C SERIES
HORIZONTAL RAILS AND
VERTICAL T'S TO CONCRETE

 **Telling Architectural**

Telling Architectural Systems
125 High Rock Ave
Suite 211
Saratoga Springs
NY 12866
Tel : 518 360 7505
www.tellingarchitectural.com

© Telling Architectural Systems LLC

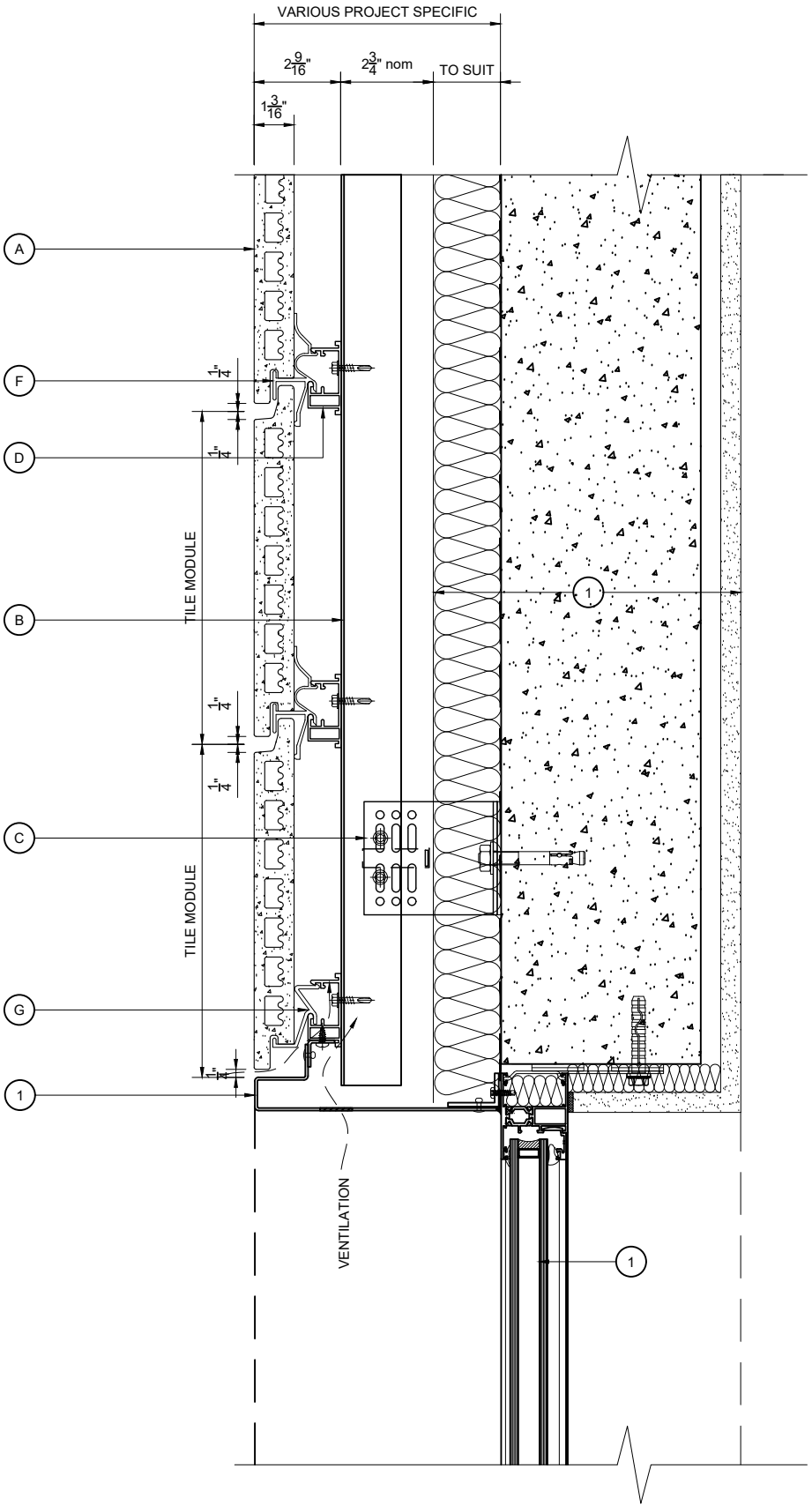
Do not scale from this drawing. If in doubt ask

Drawing Title :

INTERNAL CORNER DETAIL

| | | |
|---------|-----------------|-----------------|
| Scale : | Checked : RAC | Drawn : EJR |
| 1 : 5 | Date : JAN 2020 | Date : JAN 2020 |

| Size | Drawing No. | Rev. |
|------|-------------|------|
| A3 | ARG-CU-D06 | |



WINDOW HEAD DETAIL

NOTE:
THESE STANDARD DETAILS DO NOT
INCORPORATE FIRE BARRIER
REQUIREMENTS AROUND WINDOW
OPENINGS AND FLOOR SLABS.
THESE INTERFACING
REQUIREMENTS MUST BE
REVIEWED WITH THE LOCAL FIRE
INSPECTOR BEFORE FINALISATION
OF DETAILS.

- KEY COMPONENT LEGEND**
- (A) ARGETON TERRACOTTA TILE
 - (B) VERTICAL ALUMINIUM T SECTION SUPPORT
 - (C) ALUMINIUM BRACKET WITH ISOLATION PAD
 - (D) ARGETON HORIZONTAL ALUMINIUM RAIL
 - (E) ALUMINIUM DRAINAGE PROFILE
 - (F) ALUMINIUM TILE CLAMPS
 - (G) ALUMINUM BOTTOM CLAMP
 - (H) ALUMINIUM SPRING PROFILE

- (1) INDICATIVE FINISHES NOT BY TELLING Eg :
- INSULATION
 - BREATHER MEMBRANE
 - CEMENT PARTICLE / LINING BOARD
 - CONCRETE INTERNAL FINISHES
 - GLAZING SYSTEMS AND SEALS
 - CLOSURE TRIMS / FLASHINGS

| Rev. | Date | By | Comments |
|------|------|----|----------|
|------|------|----|----------|

Drawing Status :

FOR INFORMATION

Material :
ARGETON TAMPA TILES
C SERIES
HORIZONTAL RAILS AND
VERTICAL T'S TO CONCRETE

 **Telling Architectural**

Telling Architectural Systems
125 High Rock Ave
Suite 211
Saratoga Springs
NY 12866

Tel : 518 360 7505
www.tellingarchitectural.com

© Telling Architectural Systems LLC

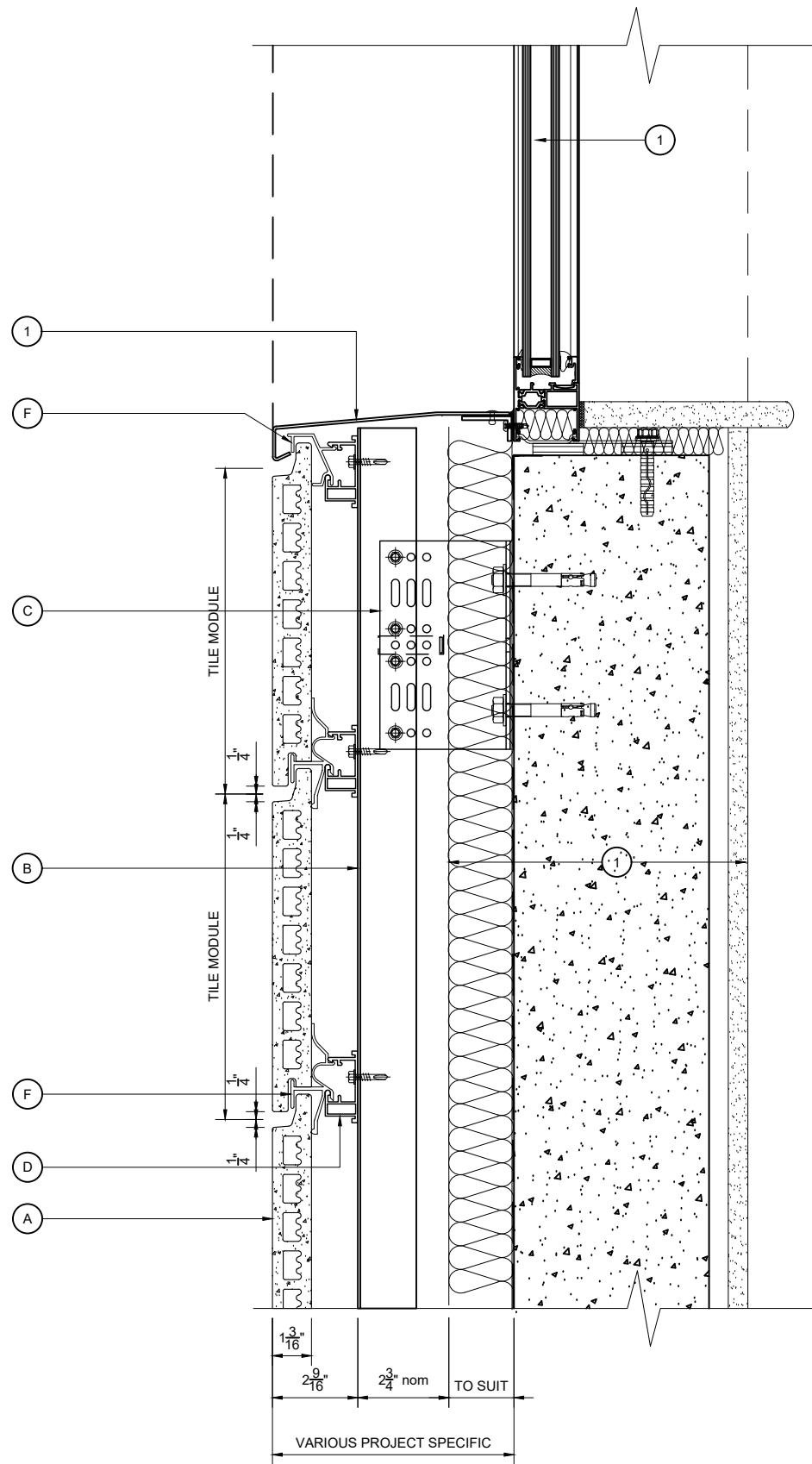
Do not scale from this drawing. If in doubt ask

Drawing Title :

WINDOW HEAD DETAIL

| | | |
|---------|-----------------|-----------------|
| Scale : | Checked : RAC | Drawn : EJR |
| 1 : 5 | Date : JAN 2020 | Date : JAN 2020 |

| Size | Drawing No. | Rev. |
|------|-------------|------|
| A3 | ARG-CU-D07 | |



WINDOW CILL DETAIL

NOTE:
THESE STANDARD DETAILS DO NOT
INCORPORATE FIRE BARRIER
REQUIREMENTS AROUND WINDOW
OPENINGS AND FLOOR SLABS.
THESE INTERFACING
REQUIREMENTS MUST BE
REVIEWED WITH THE LOCAL FIRE
INSPECTOR BEFORE FINALISATION
OF DETAILS.

- KEY COMPONENT LEGEND**
- A ARGETON TERRACOTTA TILE
 - B VERTICAL ALUMINIUM T SECTION SUPPORT
 - C ALUMINIUM BRACKET WITH ISOLATION PAD
 - D ARGETON HORIZONTAL ALUMINIUM RAIL
 - E ALUMINIUM DRAINAGE PROFILE
 - F ALUMINIUM TILE CLAMPS
 - G ALUMINUM BOTTOM CLAMP
 - H ALUMINIUM SPRING PROFILE

- 1 INDICATIVE FINISHES NOT BY TELLING Eg :
- INSULATION
 - BREATHER MEMBRANE
 - CEMENT PARTICLE / LINING BOARD
 - CONCRETE INTERNAL FINISHES
 - GLAZING SYSTEMS AND SEALS
 - CLOSURE TRIMS / FLASHINGS

| Rev. | Date | By | Comments |
|------|------|----|----------|
|------|------|----|----------|

Drawing Status :

FOR INFORMATION

Material :

ARGETON TAMPA TILES
C SERIES
HORIZONTAL RAILS AND
VERTICAL T'S TO CONCRETE



Telling Architectural Systems
125 High Rock Ave
Suite 211
Saratoga Springs NY 12866
Tel : 518 360 7505
www.tellingarchitectural.com

© Telling Architectural Systems LLC

Do not scale from this drawing. If in doubt ask

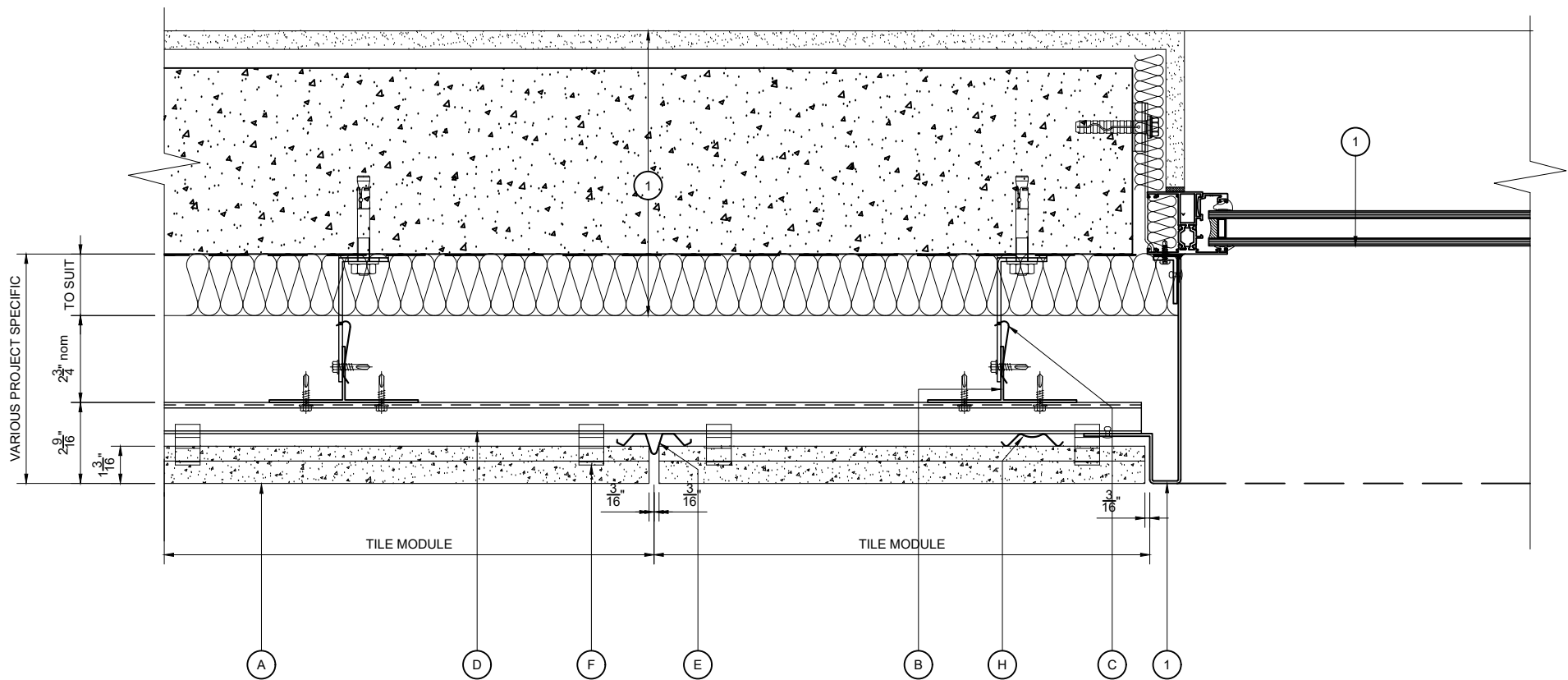
Drawing Title :

WINDOW CILL DETAIL

| | | |
|---------|-----------------|-----------------|
| Scale : | Checked : RAC | Drawn : EJR |
| 1 : 5 | Date : JAN 2020 | Date : JAN 2020 |

| Size | Drawing No. | Rev. |
|------|-------------|------|
| A3 | ARG-CU-D08 | |

NOTE:
THESE STANDARD DETAILS DO NOT
INCORPORATE FIRE BARRIER
REQUIREMENTS AROUND WINDOW
OPENINGS AND FLOOR SLABS.
THESE INTERFACING
REQUIREMENTS MUST BE
REVIEWED WITH THE LOCAL FIRE
INSPECTOR BEFORE FINALISATION
OF DETAILS.



WINDOW JAMB DETAIL

KEY COMPONENT LEGEND

- A ARGETON TERRACOTTA TILE
- B VERTICAL ALUMINIUM T SECTION SUPPORT
- C ALUMINIUM BRACKET WITH ISOLATION PAD
- D ARGETON HORIZONTAL ALUMINIUM RAIL
- E ALUMINIUM DRAINAGE PROFILE
- F ALUMINIUM TILE CLAMPS
- G ALUMINIUM BOTTOM CLAMP
- H ALUMINIUM SPRING PROFILE

- 1 INDICATIVE FINISHES NOT BY TELLING Eg :
 - INSULATION
 - BREATHER MEMBRANE
 - CEMENT PARTICLE / LINING BOARD
 - CONCRETE INTERNAL FINISHES
 - GLAZING SYSTEMS AND SEALS
 - CLOSURE TRIMS / FLASHINGS

| Rev. | Date | By | Comments |
|------|------|----|----------|
|------|------|----|----------|

Drawing Status :

FOR INFORMATION

Material :

ARGETON TAMPA TILES
C SERIES
HORIZONTAL RAILS AND
VERTICAL T'S TO CONCRETE



Telling Architectural Systems
125 High Rock Ave
Suite 211
Saratoga Springs NY 12866
Tel : 518 360 7505
www.tellingarchitectural.com
© Telling Architectural Systems LLC

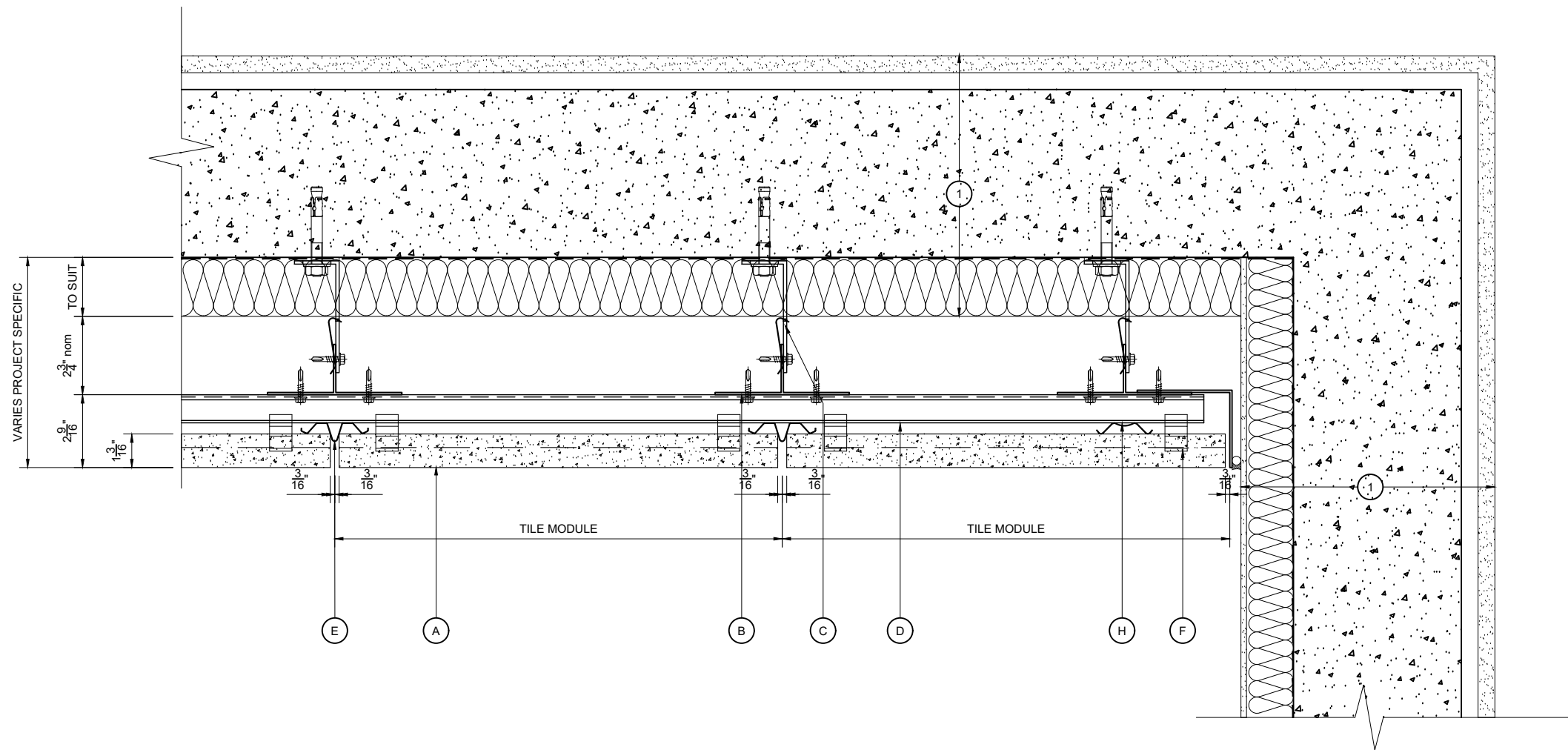
Do not scale from this drawing. If in doubt ask

Drawing Title :

WINDOW JAMB DETAIL

| | | |
|---------|-----------------|-----------------|
| Scale : | Checked : RAC | Drawn : EJR |
| 1 : 5 | Date : JAN 2020 | Date : JAN 2020 |

| Size | Drawing No. | Rev. |
|------|-------------|------|
| A3 | ARG-CU-D09 | |



KEY COMPONENT LEGEND

- A ARGETON TERRACOTTA TILE
- B VERTICAL ALUMINIUM T SECTION SUPPORT
- C ALUMINIUM BRACKET WITH ISOLATION PAD
- D ARGETON HORIZONTAL ALUMINIUM RAIL
- E ALUMINIUM DRAINAGE PROFILE
- F ALUMINIUM TILE CLAMPS
- G ALUMINIUM BOTTOM CLAMP
- H ALUMINIUM SPRING PROFILE

- 1 INDICATIVE FINISHES NOT BY TELLING Eg :
- INSULATION
 - BREATHER MEMBRANE
 - CEMENT PARTICLE / LINING BOARD
 - CONCRETE INTERNAL FINISHES
 - GLAZING SYSTEMS AND SEALS
 - CLOSURE TRIMS / FLASHINGS

| Rev. | Date | By | Comments |
|------|------|----|----------|
|------|------|----|----------|

Drawing Status :

FOR INFORMATION

Material :

ARGETON TAMPA TILES
C SERIES
HORIZONTAL RAILS AND
VERTICAL T'S TO CONCRETE

 Telling Architectural

Telling Architectural Systems
125 High Rock Ave
Suite 211
Saratoga Springs
NY 12866

Tel : 518 360 7505
www.tellingarchitectural.com

© Telling Architectural Systems LLC

Do not scale from this drawing. If in doubt ask

Drawing Title :

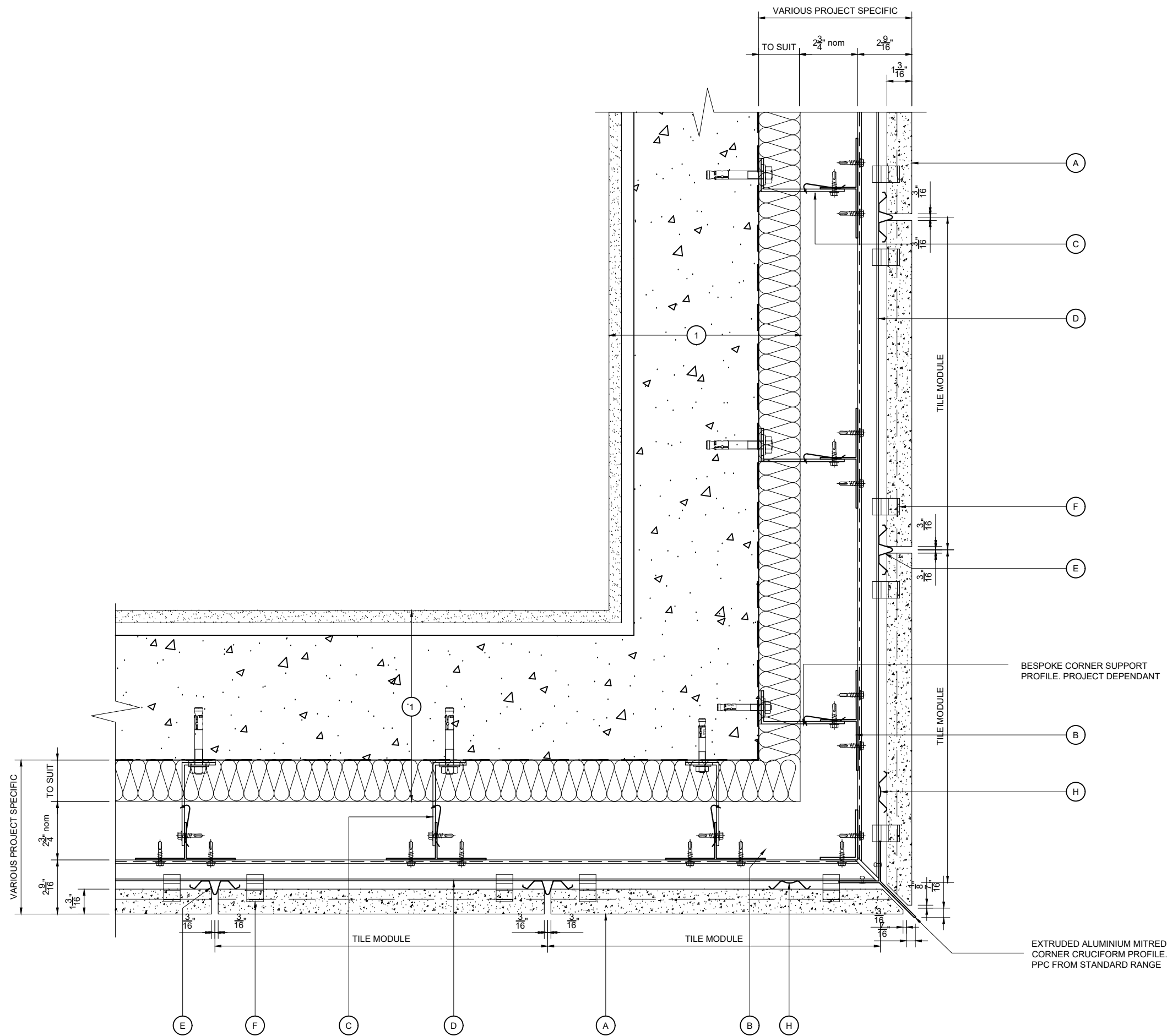
CLADDING ABUTMENT
DETAIL

| | | |
|---------|-----------------|-----------------|
| Scale : | Checked : RAC | Drawn : EJR |
| 1 : 5 | Date : JAN 2020 | Date : JAN 2020 |

| Size | Drawing No. | Rev. |
|------|-------------|------|
| A3 | ARG-CU-D10 | |

NOTE:
THESE STANDARD DETAILS DO NOT
INCORPORATE FIRE BARRIER
REQUIREMENTS AROUND WINDOW
OPENINGS AND FLOOR SLABS.
THESE INTERFACING
REQUIREMENTS MUST BE
REVIEWED WITH THE LOCAL FIRE
INSPECTOR BEFORE FINALISATION
OF DETAILS.

CLADDING ABUTMENT DETAIL



NOTE:
THESE STANDARD DETAILS DO NOT
INCORPORATE FIRE BARRIER
REQUIREMENTS AROUND WINDOW
OPENINGS AND FLOOR SLABS.
THESE INTERFACING
REQUIREMENTS MUST BE
REVIEWED WITH THE LOCAL FIRE
INSPECTOR BEFORE FINALISATION
OF DETAILS.

MITRED EXTERNAL CORNER DETAIL

- KEY COMPONENT LEGEND
- (A) ARGETON TERRACOTTA TILE
 - (B) VERTICAL ALUMINIUM T SECTION SUPPORT
 - (C) ALUMINIUM BRACKET WITH ISOLATION PAD
 - (D) ARGETON HORIZONTAL ALUMINIUM RAIL
 - (E) ALUMINIUM DRAINAGE PROFILE
 - (F) ALUMINIUM TILE CLAMPS
 - (G) ALUMINIUM BOTTOM CLAMP
 - (H) ALUMINIUM SPRING PROFILE

- 1 INDICATIVE FINISHES NOT BY TELLING Eg :
- INSULATION
 - BREATHER MEMBRANE
 - CEMENT PARTICLE / LINING BOARD
 - CONCRETE INTERNAL FINISHES
 - GLAZING SYSTEMS AND SEALS
 - CLOSURE TRIMS / FLASHINGS

| Rev. | Date | By | Comments |
|------------------|------|----|----------|
| Drawing Status : | | | |

FOR INFORMATION

Material :
ARGETON TAMPA TILES
C SERIES
HORIZONTAL RAILS AND
VERTICAL T'S TO CONCRETE



Telling Architectural Systems
125 High Rock Ave
Suite 211
Saratoga Springs
NY 12866
Tel : 518 360 7505
www.tellingarchitectural.com

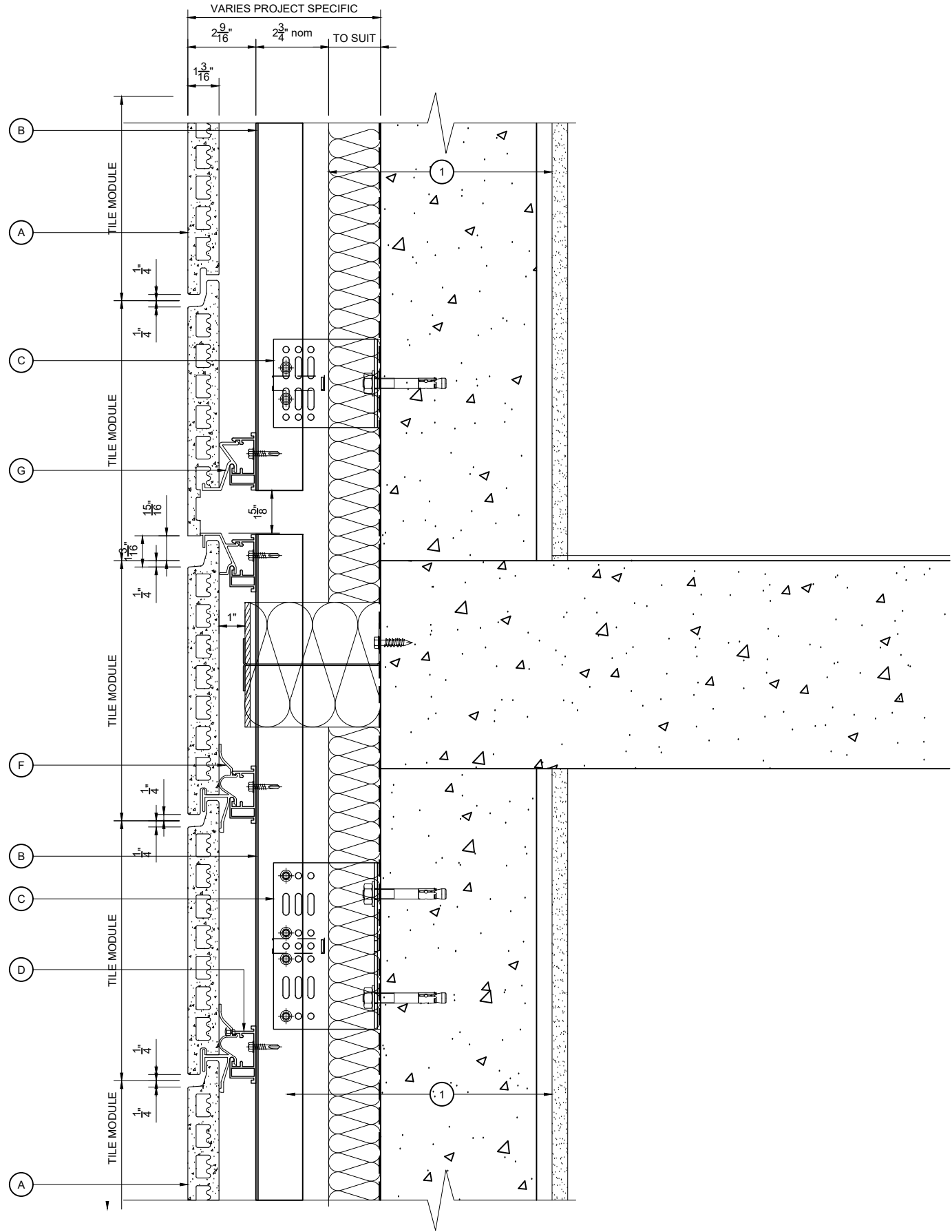
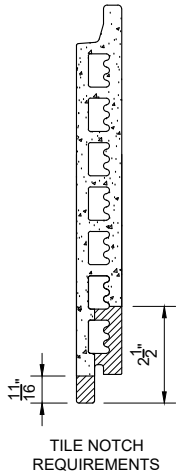
© Telling Architectural Systems LLC

Do not scale from this drawing. If in doubt ask

Drawing Title :
MITRED EXTERNAL CORNER
DETAIL

| | | |
|---------|-----------------|-----------------|
| Scale : | Checked : RAC | Drawn : EJR |
| 1 : 5 | Date : JAN 2020 | Date : JAN 2020 |
| Size | Drawing No. | Rev. |
| A3 | ARG-CU-D11 | |

NOTE:
THESE STANDARD DETAILS DO NOT
INCORPORATE FIRE BARRIER
REQUIREMENTS AROUND WINDOW
OPENINGS AND FLOOR SLABS.
THESE INTERFACING
REQUIREMENTS MUST BE
REVIEWED WITH THE LOCAL FIRE
INSPECTOR BEFORE FINALISATION
OF DETAILS.



KEY COMPONENT LEGEND

- (A) ARGETON TERRACOTTA TILE
- (B) VERTICAL ALUMINIUM T SECTION SUPPORT
- (C) ALUMINIUM BRACKET WITH ISOLATION PAD
- (D) ARGETON HORIZONTAL ALUMINIUM RAIL
- (E) ALUMINIUM DRAINAGE PROFILE
- (F) ALUMINIUM TILE CLAMPS
- (G) ALUMINUM BOTTOM CLAMP
- (H) ALUMINIUM SPRING PROFILE

- (1) INDICATIVE FINISHES NOT BY TELLING Eg :
- INSULATION
 - BREATHER MEMBRANE
 - CEMENT PARTICLE / LINING BOARD
 - CONCRETE INTERNAL FINISHES
 - GLAZING SYSTEMS AND SEALS
 - CLOSURE TRIMS / FLASHINGS

| Rev. | Date | By | Comments |
|------|------|----|----------|
|------|------|----|----------|

Drawing Status :

FOR INFORMATION

Material :

ARGETON TAMPA TILES
C SERIES
HORIZONTAL RAILS AND
VERTICAL T'S TO CONCRETE



Telling Architectural Systems
125 High Rock Ave
Suite 211
Saratoga Springs
NY 12866
Tel : 518 360 7505
www.tellingarchitectural.com

© Telling Architectural Systems LLC

Do not scale from this drawing. If in doubt ask

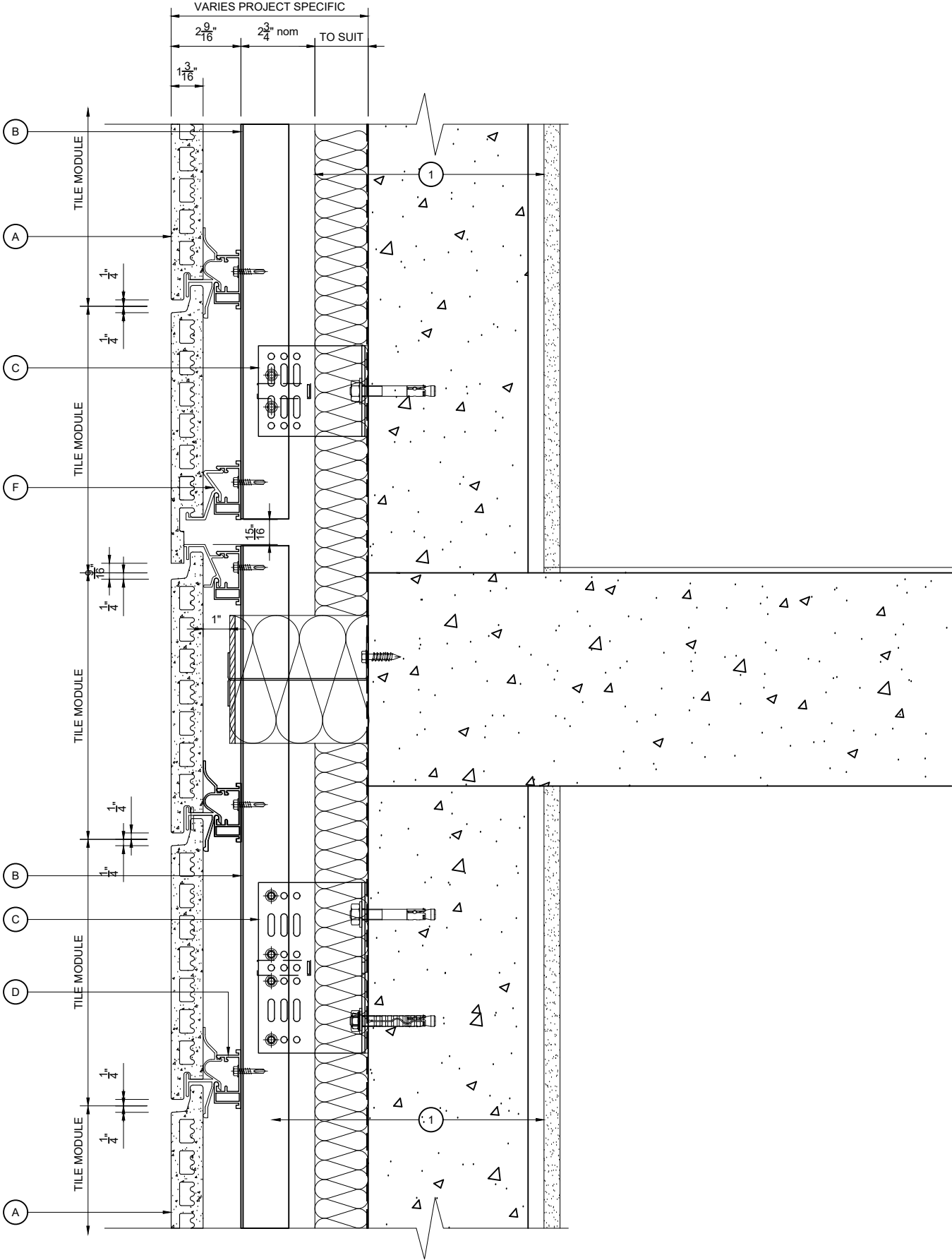
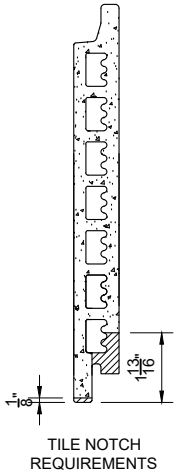
Drawing Title :

SLAB EDGE DEFLECTION
DETAIL 30mm OPTION

| | | |
|---------|-----------------|-----------------|
| Scale : | Checked : RAC | Drawn : EJR |
| 1 : 5 | Date : JAN 2020 | Date : JAN 2020 |

| Size | Drawing No. | Rev. |
|------|-------------|------|
| A3 | ARG-CU-D12 | |

NOTE:
THESE STANDARD DETAILS DO NOT
INCORPORATE FIRE BARRIER
REQUIREMENTS AROUND WINDOW
OPENINGS AND FLOOR SLABS.
THESE INTERFACING
REQUIREMENTS MUST BE
REVIEWED WITH THE LOCAL FIRE
INSPECTOR BEFORE FINALISATION
OF DETAILS.



- KEY COMPONENT LEGEND**
- A ARGETON TERRACOTTA TILE
 - B VERTICAL ALUMINIUM T SECTION SUPPORT
 - C ALUMINIUM BRACKET WITH ISOLATION PAD
 - D ARGETON HORIZONTAL ALUMINIUM RAIL
 - E ALUMINIUM DRAINAGE PROFILE
 - F ALUMINIUM TILE CLAMPS
 - G ALUMINUM BOTTOM CLAMP
 - H ALUMINIUM SPRING PROFILE

- 1 INDICATIVE FINISHES NOT BY TELLING Eg :
- INSULATION
 - BREATHER MEMBRANE
 - CEMENT PARTICLE / LINING BOARD
 - CONCRETE INTERNAL FINISHES
 - GLAZING SYSTEMS AND SEALS
 - CLOSURE TRIMS / FLASHINGS

| Rev. | Date | By | Comments |
|------|------|----|----------|
|------|------|----|----------|

Drawing Status :

FOR INFORMATION

Material :

ARGETON TAMPA TILES
C SERIES
HORIZONTAL RAILS AND
VERTICAL T'S TO CONCRETE



Telling Architectural Systems
125 High Rock Ave
Suite 211
Saratoga Springs NY 12866
Tel : 518 360 7505
www.tellingarchitectural.com

© Telling Architectural Systems LLC

Do not scale from this drawing. If in doubt ask

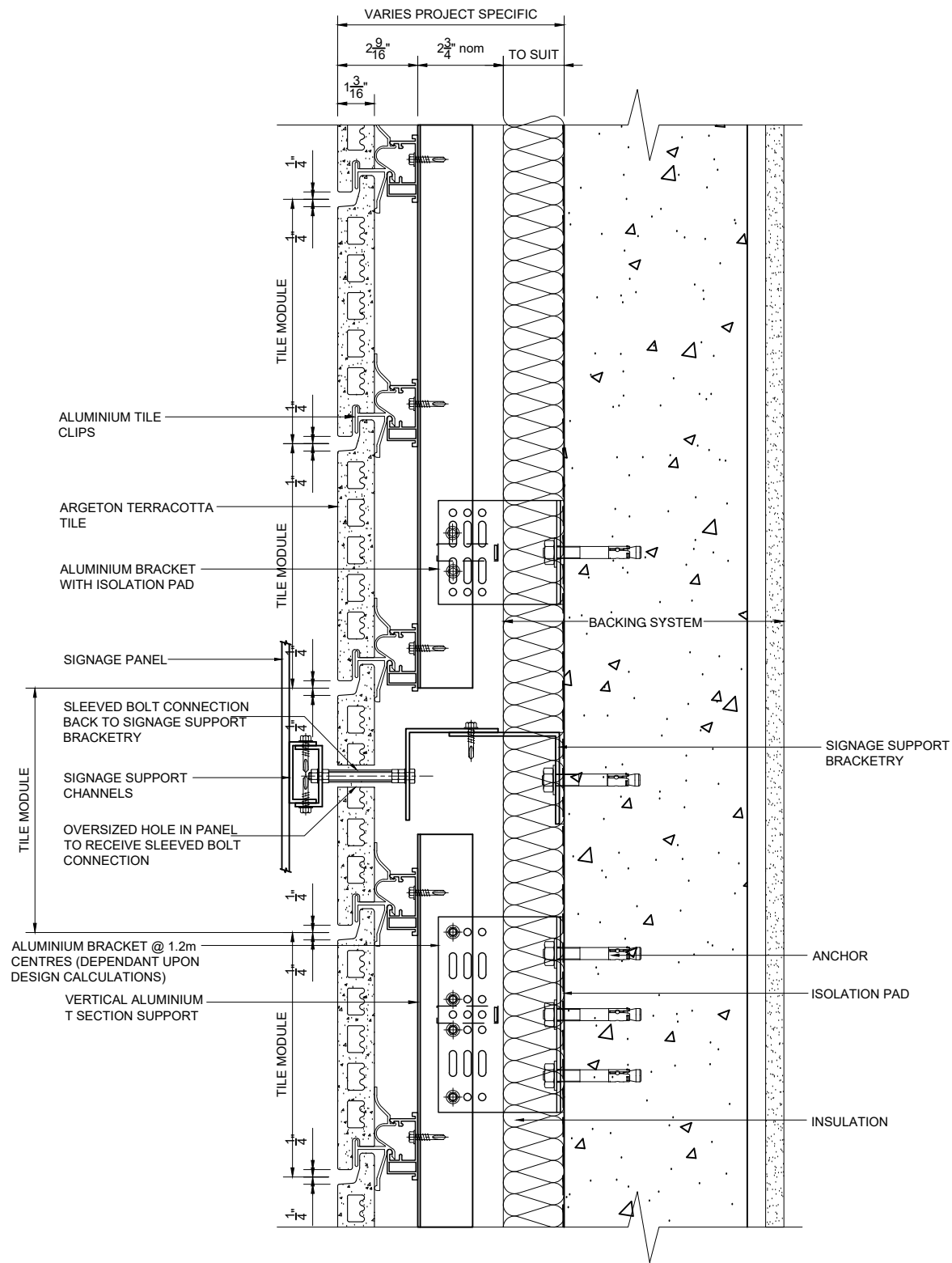
Drawing Title :

SLAB EDGE DEFLECTION DETAIL 15mm OPTION

| | | |
|---------|-----------------|-----------------|
| Scale : | Checked : RAC | Drawn : EJR |
| 1 : 5 | Date : JAN 2020 | Date : JAN 2020 |

| Size | Drawing No. | Rev. |
|------|-------------|------|
| A3 | ARG-CU-D13 | |

NOTE:
THESE STANDARD DETAILS DO NOT
INCORPORATE FIRE BARRIER
REQUIREMENTS AROUND WINDOW
OPENINGS AND FLOOR SLABS.
THESE INTERFACING
REQUIREMENTS MUST BE
REVIEWED WITH THE LOCAL FIRE
INSPECTOR BEFORE FINALISATION
OF DETAILS.



VERTICAL SECTION

KEY COMPONENT LEGEND

- A ARGETON TERRACOTTA TILE
- B VERTICAL ALUMINIUM T SECTION SUPPORT
- C ALUMINIUM BRACKET WITH ISOLATION PAD
- D ARGETON HORIZONTAL ALUMINIUM RAIL
- E ALUMINIUM DRAINAGE PROFILE
- F ALUMINIUM TILE CLIPS
- G ALUMINIUM BOTTOM CLAMP
- H ALUMINIUM SPRING PROFILE

- 1 INDICATIVE FINISHES NOT BY TELLING Eg :
- INSULATION
 - BREATHER MEMBRANE
 - CEMENT PARTICLE / LINING BOARD
 - CONCRETE INTERNAL FINISHES
 - GLAZING SYSTEMS AND SEALS
 - CLOSURE TRIMS / FLASHINGS

| Rev. | Date | By | Comments |
|------|------|----|----------|
|------|------|----|----------|

Drawing Status :

FOR INFORMATION

Material :

ARGETON TAMPA TILES
C SERIES
HORIZONTAL RAILS AND
VERTICAL T'S TO CONCRETE

 **Telling Architectural**

Telling Architectural Systems
125 High Rock Ave
Suite 211
Saratoga Springs NY 12866
Tel : 518 360 7505
www.tellingarchitectural.com

© Telling Architectural Systems LLC

Do not scale from this drawing. If in doubt ask

Drawing Title :

VERTICAL SECTION
SIGNAGE INTERFACE

| | | |
|---------|-----------------|-----------------|
| Scale : | Checked : RAC | Drawn : EJR |
| 1 : 5 | Date : JAN 2020 | Date : JAN 2020 |

| Size | Drawing No. | Rev. |
|------|-------------|------|
| A3 | ARG-CU-D14 | |

- FINISHES / NOTES**
- VARIOUS FINISHES AVAILABLE
- GRADE 6063T6 MILL FINISH.
- GRADE 6063T66 MILL FINISH
VARIABLE BRACKETS AND SIZES
- GRADE 6063T6 MILL FINISH
- GRADE 3005H47 PPC FROM
STANDARD ARGETON RANGE
- GRADE 6063T6 SILVER ANODIZED
- GRADE 6063T6 PPC RAL 9016
- GRADE 3005H47 MILL FINISH

- KEY COMPONENT LEGEND**
- (A) ARGETON TERRACOTTA TILE
- (B) VERTICAL ALUMINIUM T SECTION
SUPPORT
- (C) ALUMINIUM BRACKET WITH
ISOLATION PAD
- (D) ARGETON HORIZONTAL
ALUMINIUM RAIL
- (E) ALUMINIUM DRAINAGE PROFILE
- (F) ALUMINIUM TILE CLAMPS
- (G) ALUMINIUM BOTTOM CLAMP
- (H) ALUMINIUM SPRING PROFILE
- (I) VERTICAL SP60 OR SIMILAR FIRE
BREAK
- (J) HORIZONTAL FIRE BREAK TO
CONTRACT SPECIFICATION

- (1) INDICATIVE FINISHES NOT BY
TELLING Eg :
- INSULATION
- BREATHER MEMBRANE
- CEMENT PARTICLE / LINING BOARD
- STEEL FRAMING SYSTEM
- INTERNAL FINISHES
- GLAZING SYSTEMS AND SEALS
- CLOSURE TRIMS / FLASHINGS

| Rev. | Date | By | Comments |
|------|------|----|----------|
|------|------|----|----------|

Drawing Status :

FOR INFORMATION

Material :

ARGETON TAMPA TILES
D SERIES
HORIZONTAL RAILS AND
VERTICAL T TO SFS

 **Telling Architectural**

Telling Architectural Systems
125 High Rock Ave
Suite 211
Saratoga Springs
NY 12866

Tel : 518 360 7505
www.tellingarchitectural.com

© Telling Architectural Systems LLC

Do not scale from this drawing. If in doubt ask

Drawing Title :

**SYSTEM COMPONENTS AND
NOTES**

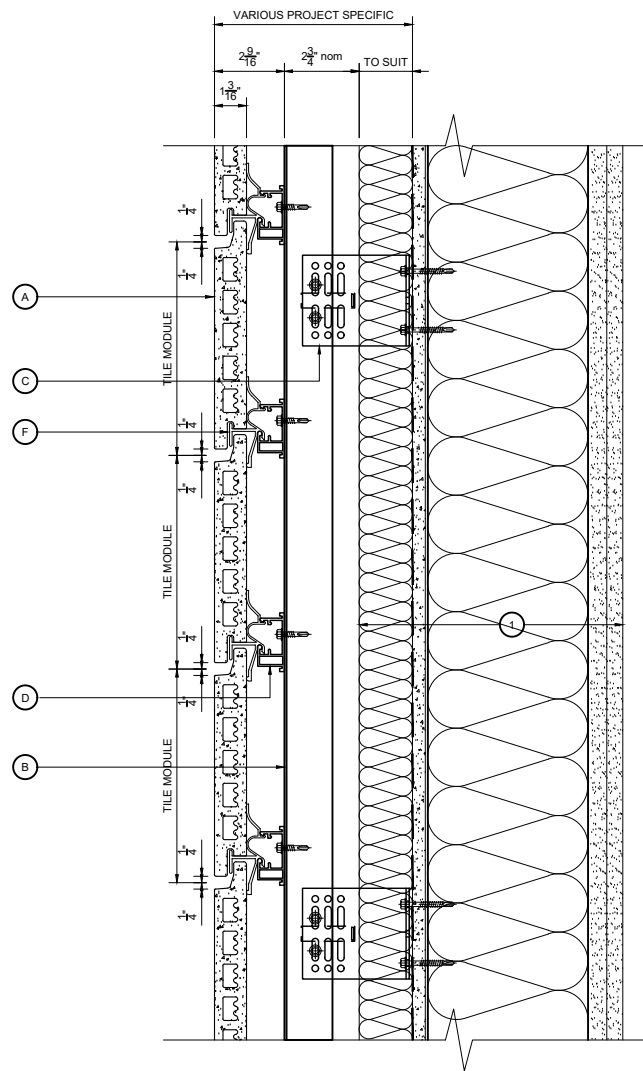
| | | |
|---------|-----------------|-----------------|
| Scale : | Checked : RAC | Drawn : EJR |
| 1 : 5 | Date : JAN 2020 | Date : JAN 2020 |

| Size | Drawing No. | Rev. |
|------|--------------|------|
| A3 | ARG-DU-INDEX | |



 **Telling Architectural**

NOTE:
THESE STANDARD DETAILS DO NOT
INCORPORATE FIRE BARRIER
REQUIREMENTS AROUND WINDOW
OPENINGS AND FLOOR SLABS.
THESE INTERFACING
REQUIREMENTS MUST BE
REVIEWED WITH THE LOCAL FIRE
INSPECTOR BEFORE FINALISATION
OF DETAILS.



VERTICAL SECTION

KEY COMPONENT LEGEND

- (A) ARGETON TERRACOTTA TILE
- (B) VERTICAL ALUMINIUM T SECTION SUPPORT
- (C) ALUMINIUM BRACKET WITH ISOLATION PAD
- (D) ARGETON HORIZONTAL ALUMINIUM RAIL
- (E) ALUMINIUM DRAINAGE PROFILE
- (F) ALUMINIUM TILE CLAMPS
- (G) ALUMINIUM BOTTOM CLAMP
- (H) ALUMINIUM SPRING PROFILE
- (I) VERTICAL SP60 OR SIMILAR FIRE BREAK
- (J) HORIZONTAL FIRE BREAK TO CONTRACT SPECIFICATION
- (1) INDICATIVE FINISHES NOT BY TELLING Eg :
 - INSULATION
 - BREATHER MEMBRANE
 - CEMENT PARTICLE / LINING BOARD
 - STEEL FRAMING SYSTEM
 - INTERNAL FINISHES
 - GLAZING SYSTEMS AND SEALS
 - CLOSURE TRIMS / FLASHINGS

| Rev. | Date | By | Comments |
|------|------|----|----------|
|------|------|----|----------|

Drawing Status :

FOR INFORMATION

Material :
ARGETON TAMPA TILES
D SERIES
HORIZONTAL RAILS AND
VERTICAL T TO SFS

 **Telling Architectural**

Telling Architectural Systems
125 High Rock Ave
Suite 211
Saratoga Springs
NY 12866
Tel : 518 360 7505
www.tellingarchitectural.com

© Telling Architectural Systems LLC

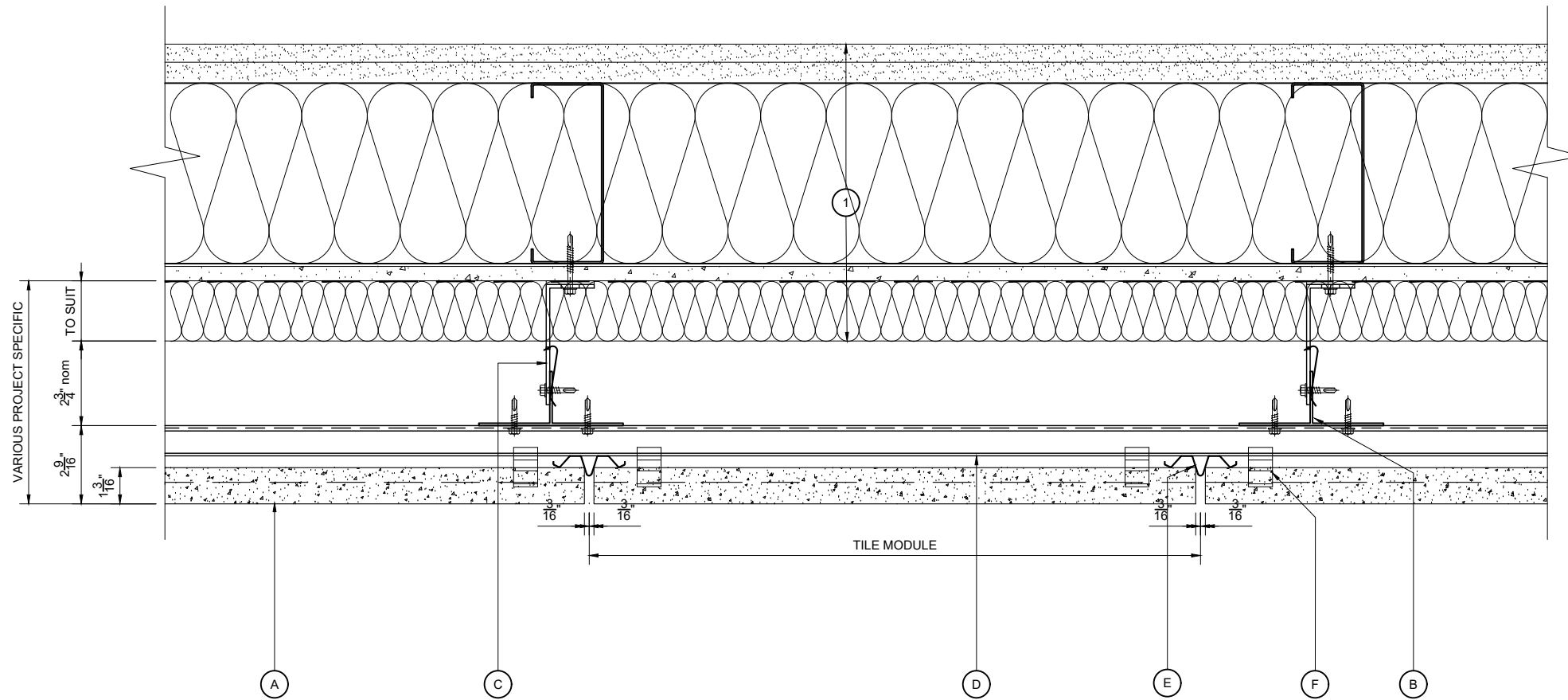
Do not scale from this drawing. If in doubt ask

Drawing Title :

VERTICAL SECTION

| | | |
|---------|-----------------|-----------------|
| Scale : | Checked : RAC | Drawn : EJR |
| 1 : 5 | Date : JAN 2020 | Date : JAN 2020 |

| Size | Drawing No. | Rev. |
|------|-------------|------|
| A3 | ARG-DU-D01 | |



HORIZONTAL SECTION

KEY COMPONENT LEGEND

- (A) ARGETON TERRACOTTA TILE
- (B) VERTICAL ALUMINIUM T SECTION SUPPORT
- (C) ALUMINIUM BRACKET WITH ISOLATION PAD
- (D) ARGETON HORIZONTAL ALUMINIUM RAIL
- (E) ALUMINIUM DRAINAGE PROFILE
- (F) ALUMINIUM TILE CLAMPS
- (G) ALUMINIUM BOTTOM CLAMP
- (H) ALUMINIUM SPRING PROFILE
- (I) VERTICAL SP60 OR SIMILAR FIRE BREAK
- (J) HORIZONTAL FIRE BREAK TO CONTRACT SPECIFICATION

- (1) INDICATIVE FINISHES NOT BY TELLING Eg :

INSULATION

BREATHER MEMBRANE

CEMENT PARTICLE / LINING BOARD

STEEL FRAMING SYSTEM

INTERNAL FINISHES

GLAZING SYSTEMS AND SEALS

CLOSURE TRIMS / FLASHINGS

| Rev. | Date | By | Comments |
|------|------|----|----------|
|------|------|----|----------|

Drawing Status :

FOR INFORMATION

Material :

ARGETON TAMPA TILES
D SERIES
HORIZONTAL RAILS AND
VERTICAL T TO SFS



Telling Architectural Systems
125 High Rock Ave
Suite 211
Saratoga Springs NY 12866
Tel : 518 360 7505
www.tellingarchitectural.com

© Telling Architectural Systems LLC

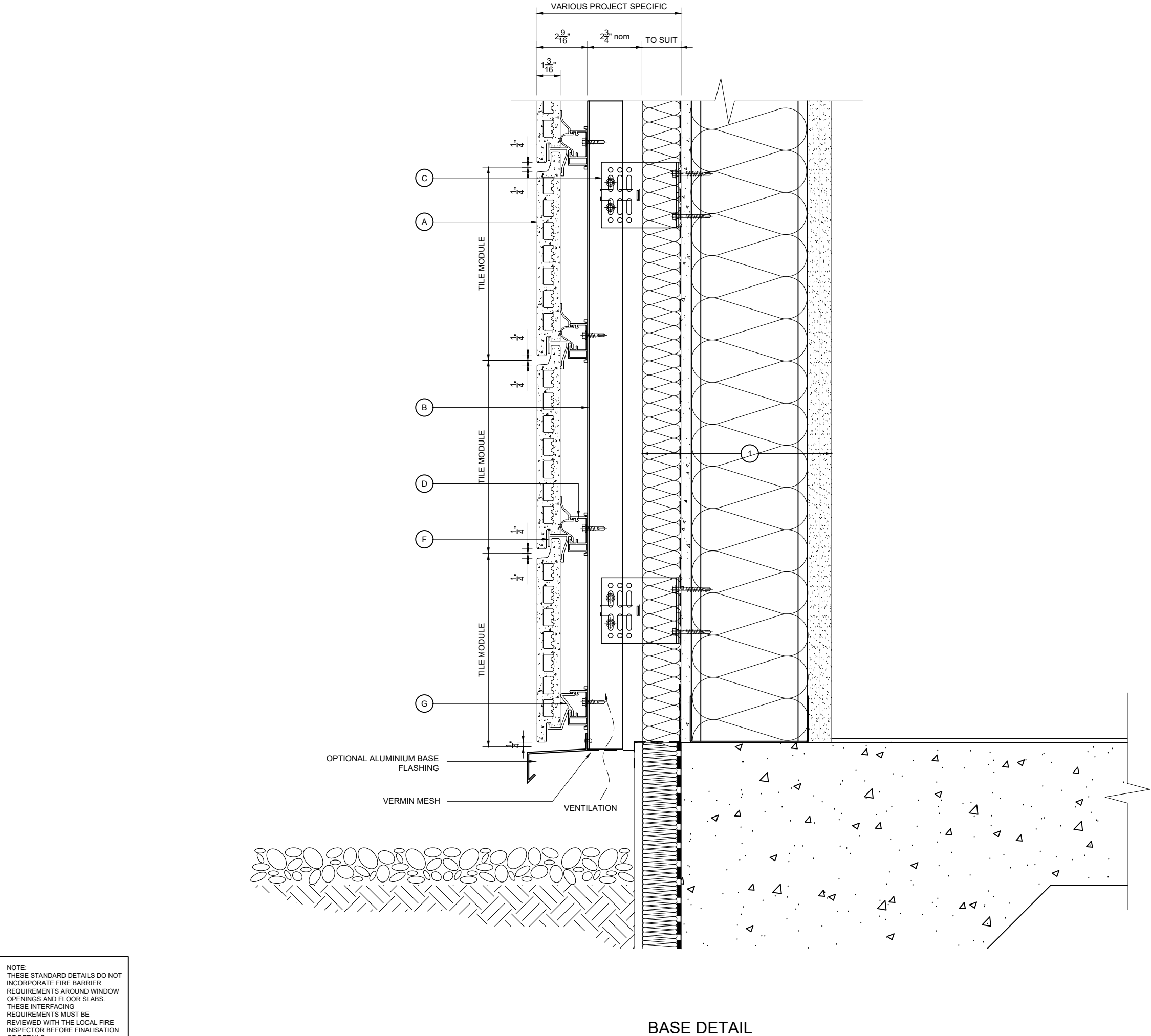
Do not scale from this drawing. If in doubt ask

Drawing Title :

HORIZONTAL SECTION

| | | |
|---------|-----------------|-----------------|
| Scale : | Checked : RAC | Drawn : EJR |
| 1 : 5 | Date : JAN 2020 | Date : JAN 2020 |

| Size | Drawing No. | Rev. |
|------|-------------|------|
| A3 | ARG-DU-D02 | |



- KEY COMPONENT LEGEND**
- (A) ARGETON TERRACOTTA TILE
 - (B) VERTICAL ALUMINIUM T SECTION SUPPORT
 - (C) ALUMINIUM BRACKET WITH ISOLATION PAD
 - (D) ARGETON HORIZONTAL ALUMINIUM RAIL
 - (E) ALUMINIUM DRAINAGE PROFILE
 - (F) ALUMINIUM TILE CLAMPS
 - (G) ALUMINUM BOTTOM CLAMP
 - (H) ALUMINIUM SPRING PROFILE
 - (I) VERTICAL SP60 OR SIMILAR FIRE BREAK
 - (J) HORIZONTAL FIRE BREAK TO CONTRACT SPECIFICATION
- (1) INDICATIVE FINISHES NOT BY TELLING Eg :
- INSULATION
 - BREATHER MEMBRANE
 - CEMENT PARTICLE / LINING BOARD
 - STEEL FRAMING SYSTEM
 - INTERNAL FINISHES
 - GLAZING SYSTEMS AND SEALS
 - CLOSURE TRIMS / FLASHINGS

| Rev. | Date | By | Comments |
|------------------|------|----|----------|
| Drawing Status : | | | |

FOR INFORMATION

Material :

ARGETON TAMPA TILES
D SERIES
HORIZONTAL RAILS AND
VERTICAL T TO SFS



Telling Architectural

Telling Architectural Systems
125 High Rock Ave
Suite 211
Saratoga Springs
NY 12866

Tel : 518 360 7505
www.tellingarchitectural.com

© Telling Architectural Systems LLC

Do not scale from this drawing. If in doubt ask

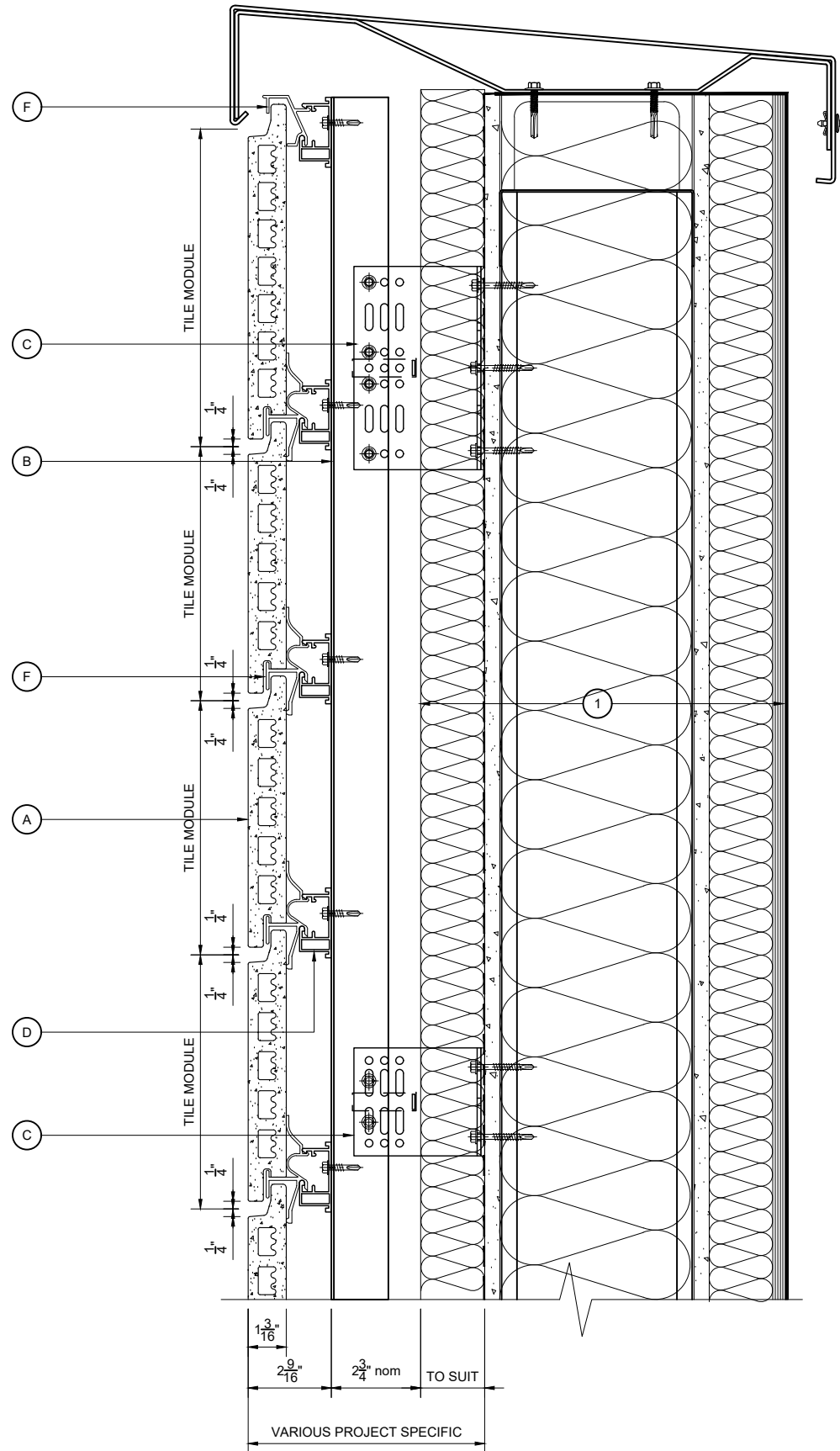
Drawing Title :

BASE DETAIL

| Scale : | Checked : RAC | Drawn : EJR |
|---------|-----------------|-----------------|
| 1 : 5 | Date : JAN 2020 | Date : JAN 2020 |

| Size | Drawing No. | Rev. |
|------|-------------|------|
| A3 | ARG-DU-D03 | |

NOTE:
THESE STANDARD DETAILS DO NOT
INCORPORATE FIRE BARRIER
REQUIREMENTS AROUND WINDOW
OPENINGS AND FLOOR SLABS.
THESE INTERFACING
REQUIREMENTS MUST BE
REVIEWED WITH THE LOCAL FIRE
INSPECTOR BEFORE FINALISATION
OF DETAILS.



PARAPET DETAIL

- KEY COMPONENT LEGEND**
- (A) ARGETON TERRACOTTA TILE
 - (B) VERTICAL ALUMINIUM T SECTION SUPPORT
 - (C) ALUMINIUM BRACKET WITH ISOLATION PAD
 - (D) ARGETON HORIZONTAL ALUMINIUM RAIL
 - (E) ALUMINIUM DRAINAGE PROFILE
 - (F) ALUMINIUM TILE CLAMPS
 - (G) ALUMINUM BOTTOM CLAMP
 - (H) ALUMINIUM SPRING PROFILE
 - (I) VERTICAL SP60 OR SIMILAR FIRE BREAK
 - (J) HORIZONTAL FIRE BREAK TO CONTRACT SPECIFICATION
- (1) INDICATIVE FINISHES NOT BY TELLING Eg :
- INSULATION
 - BREATHER MEMBRANE
 - CEMENT PARTICLE / LINING BOARD
 - STEEL FRAMING SYSTEM
 - INTERNAL FINISHES
 - GLAZING SYSTEMS AND SEALS
 - CLOSURE TRIMS / FLASHINGS

| Rev. | Date | By | Comments |
|------|------|----|----------|
|------|------|----|----------|

Drawing Status :

FOR INFORMATION

Material :

ARGETON TAMPA TILES
D SERIES
HORIZONTAL RAILS AND
VERTICAL T TO SFS



Telling Architectural Systems
125 High Rock Ave
Suite 211
Saratoga Springs
NY 12866

Tel : 518 360 7505
www.tellingarchitectural.com

© Telling Architectural Systems LLC

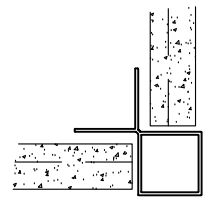
Do not scale from this drawing. If in doubt ask

Drawing Title :

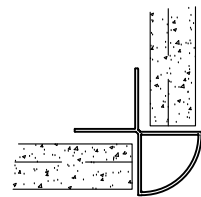
PARAPET DETAIL

| | | |
|---------|-----------------|-----------------|
| Scale : | Checked : RAC | Drawn : EJR |
| 1 : 5 | Date : JAN 2020 | Date : JAN 2020 |

| Size | Drawing No. | Rev. |
|------|-------------|------|
| A3 | ARG-DU-D04 | |



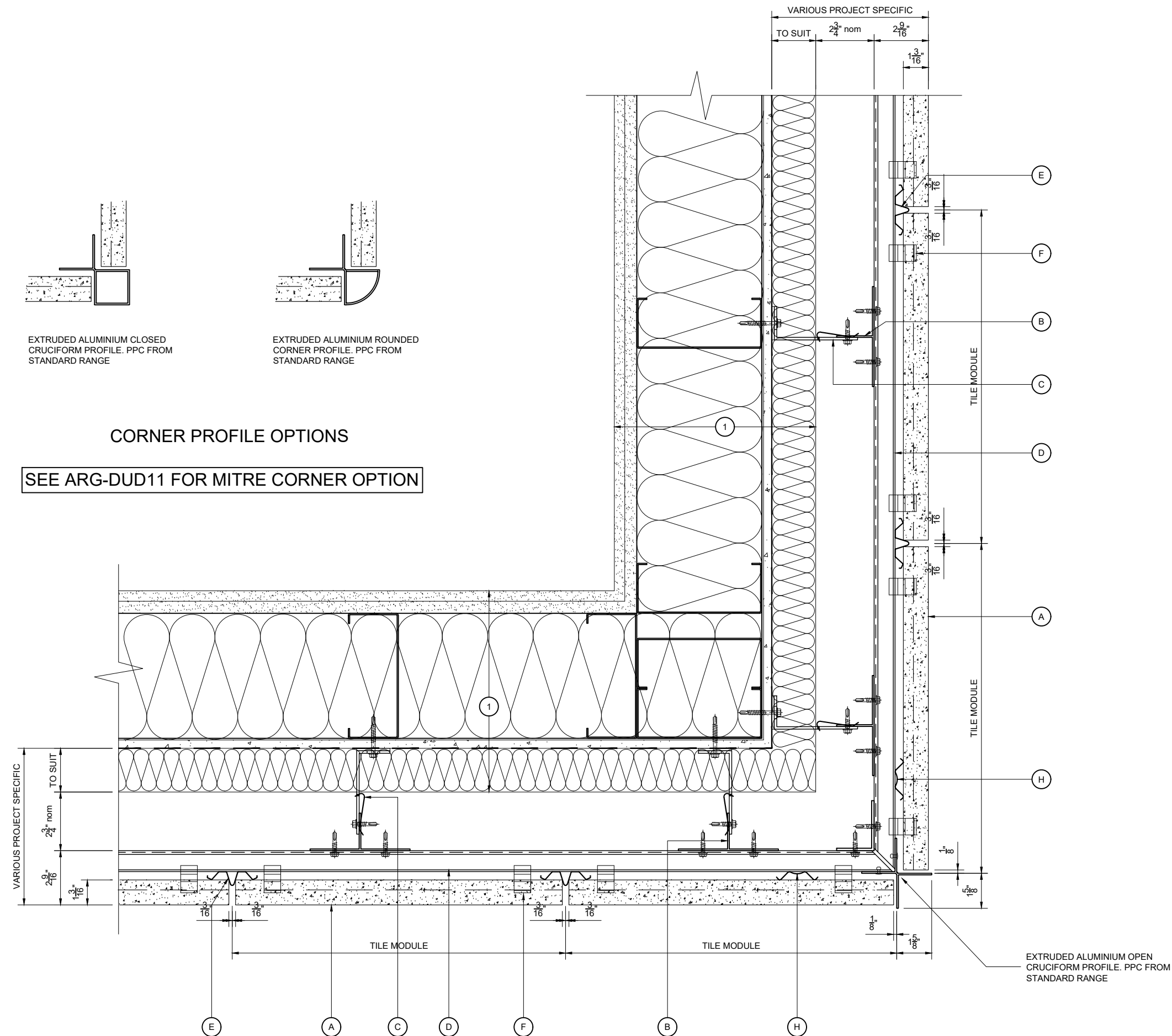
EXTRUDED ALUMINIUM CLOSED CRUCIFORM PROFILE. PPC FROM STANDARD RANGE



EXTRUDED ALUMINIUM ROUNDED CORNER PROFILE. PPC FROM STANDARD RANGE

CORNER PROFILE OPTIONS

SEE ARG-DUD11 FOR MITRE CORNER OPTION



NOTE:
THESE STANDARD DETAILS DO NOT INCORPORATE FIRE BARRIER REQUIREMENTS AROUND WINDOW OPENINGS AND FLOOR SLABS. THESE INTERFACING REQUIREMENTS MUST BE REVIEWED WITH THE LOCAL FIRE INSPECTOR BEFORE FINALISATION OF DETAILS.

EXTERNAL CORNER DETAIL

KEY COMPONENT LEGEND

- (A) ARGETON TERRACOTTA TILE
- (B) VERTICAL ALUMINIUM T SECTION SUPPORT
- (C) ALUMINIUM BRACKET WITH ISOLATION PAD
- (D) ARGETON HORIZONTAL ALUMINIUM RAIL
- (E) ALUMINIUM DRAINAGE PROFILE
- (F) ALUMINIUM TILE CLAMPS
- (G) ALUMINIUM BOTTOM CLAMP
- (H) ALUMINIUM SPRING PROFILE
- (I) VERTICAL SP60 OR SIMILAR FIRE BREAK
- (J) HORIZONTAL FIRE BREAK TO CONTRACT SPECIFICATION

- (1) INDICATIVE FINISHES NOT BY TELLING Eg :
 - INSULATION
 - BREATHER MEMBRANE
 - CEMENT PARTICLE / LINING BOARD
 - STEEL FRAMING SYSTEM
 - INTERNAL FINISHES
 - GLAZING SYSTEMS AND SEALS
 - CLOSURE TRIMS / FLASHINGS

| Rev. | Date | By | Comments |
|------|------|----|----------|
|------|------|----|----------|

Drawing Status :

FOR INFORMATION

Material :
ARGETON TAMPA TILES
D SERIES
HORIZONTAL RAILS AND
VERTICAL T TO SFS



Telling Architectural Systems
125 High Rock Ave
Suite 211
Saratoga Springs
NY 12866
Tel : 518 360 7505
www.tellingarchitectural.com

© Telling Architectural Systems LLC

Do not scale from this drawing. If in doubt ask

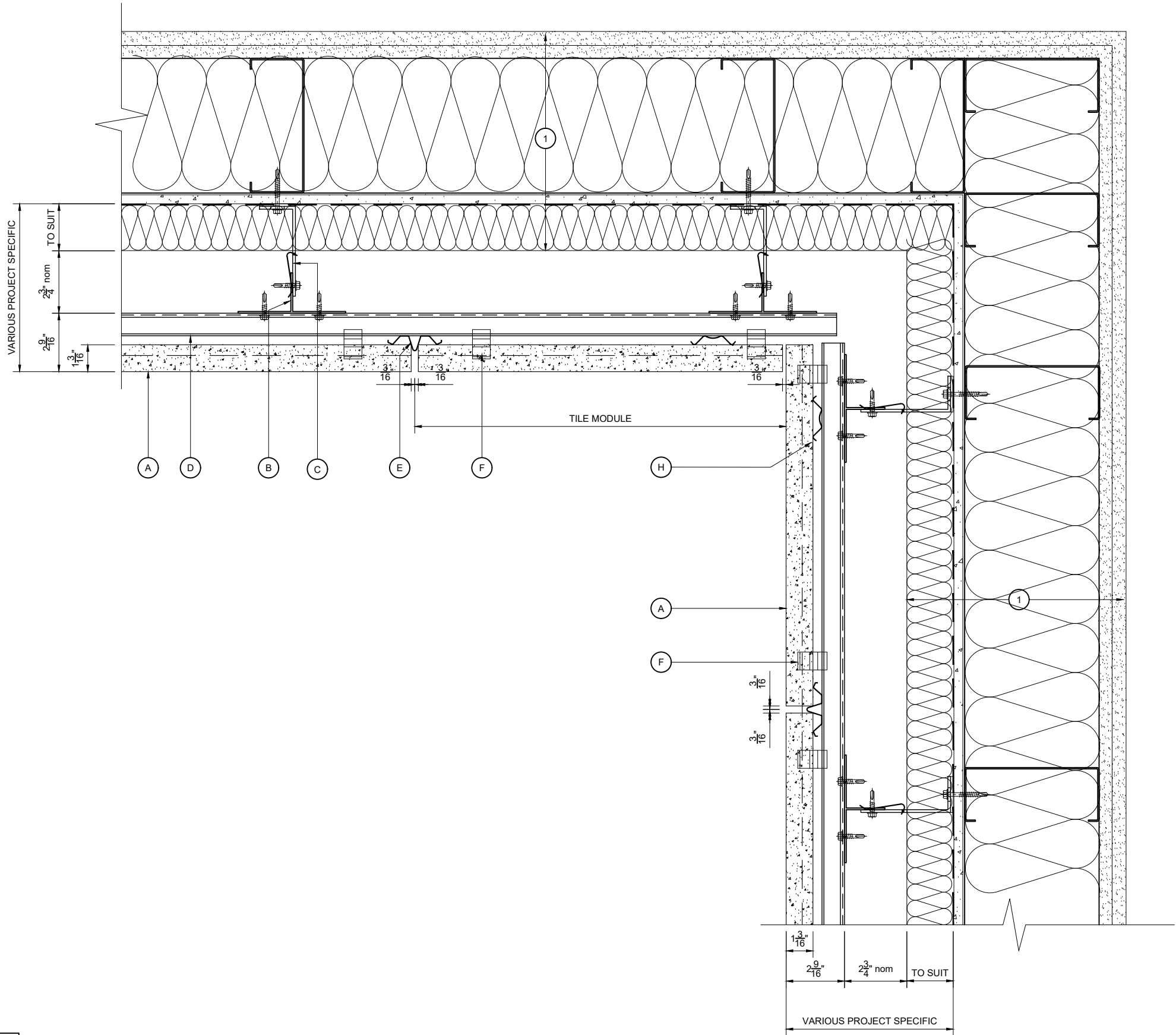
Drawing Title :

EXTERNAL CORNER DETAIL

| | | |
|---------|-----------------|-----------------|
| Scale : | Checked : RAC | Drawn : EJR |
| 1 : 5 | Date : JAN 2020 | Date : JAN 2020 |

| | | |
|------|-------------|------|
| Size | Drawing No. | Rev. |
| A3 | ARG-DU-D05 | |

NOTE:
THESE STANDARD DETAILS DO NOT
INCORPORATE FIRE BARRIER
REQUIREMENTS AROUND WINDOW
OPENINGS AND FLOOR SLABS.
THESE INTERFACING
REQUIREMENTS MUST BE
REVIEWED WITH THE LOCAL FIRE
INSPECTOR BEFORE FINALISATION
OF DETAILS.



INTERNAL CORNER DETAIL

- KEY COMPONENT LEGEND**
- (A) ARGETON TERRACOTTA TILE
 - (B) VERTICAL ALUMINIUM T SECTION SUPPORT
 - (C) ALUMINIUM BRACKET WITH ISOLATION PAD
 - (D) ARGETON HORIZONTAL ALUMINIUM RAIL
 - (E) ALUMINIUM DRAINAGE PROFILE
 - (F) ALUMINIUM TILE CLAMPS
 - (G) ALUMINUM BOTTOM CLAMP
 - (H) ALUMINIUM SPRING PROFILE
 - (I) VERTICAL SP60 OR SIMILAR FIRE BREAK
 - (J) HORIZONTAL FIRE BREAK TO CONTRACT SPECIFICATION
- (1) INDICATIVE FINISHES NOT BY TELLING Eg :
- INSULATION
 - BREATHER MEMBRANE
 - CEMENT PARTICLE / LINING BOARD
 - STEEL FRAMING SYSTEM
 - INTERNAL FINISHES
 - GLAZING SYSTEMS AND SEALS
 - CLOSURE TRIMS / FLASHINGS

| Rev. | Date | By | Comments |
|------|------|----|----------|
|------|------|----|----------|

Drawing Status :

FOR INFORMATION

Material :
**ARGETON TAMPA TILES
D SERIES
HORIZONTAL RAILS AND
VERTICAL T TO SFS**

 **Telling Architectural**

Telling Architectural Systems
125 High Rock Ave
Suite 211
Saratoga Springs
NY 12866

Tel : 518 360 7505
www.tellingarchitectural.com

© Telling Architectural Systems LLC

Do not scale from this drawing. If in doubt ask

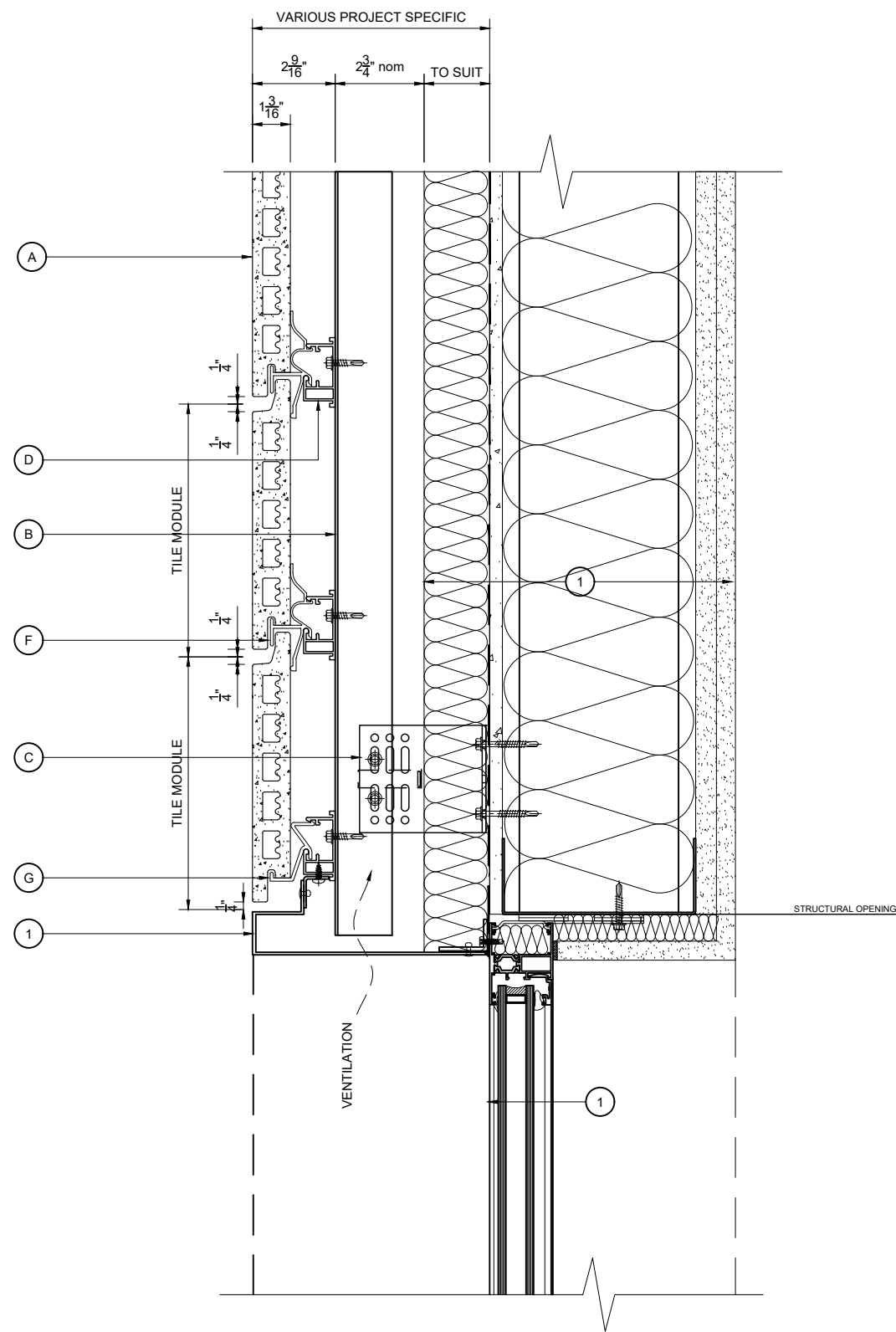
Drawing Title :

INTERNAL CORNER DETAIL

| | | |
|---------|-----------------|-----------------|
| Scale : | Checked : RAC | Drawn : EJR |
| 1 : 5 | Date : JAN 2020 | Date : JAN 2020 |

| Size | Drawing No. | Rev. |
|------|-------------|------|
| A3 | ARG-DU-D06 | |

NOTE:
THESE STANDARD DETAILS DO NOT
INCORPORATE FIRE BARRIER
REQUIREMENTS AROUND WINDOW
OPENINGS AND FLOOR SLABS.
THESE INTERFACING
REQUIREMENTS MUST BE
REVIEWED WITH THE LOCAL FIRE
INSPECTOR BEFORE FINALISATION
OF DETAILS.



WINDOW HEAD DETAIL

- KEY COMPONENT LEGEND**
- A ARGETON TERRACOTTA TILE
 - B VERTICAL ALUMINIUM T SECTION SUPPORT
 - C ALUMINIUM BRACKET WITH ISOLATION PAD
 - D ARGETON HORIZONTAL ALUMINIUM RAIL
 - E ALUMINIUM DRAINAGE PROFILE
 - F ALUMINIUM TILE CLAMPS
 - G ALUMINUM BOTTOM CLAMP
 - H ALUMINIUM SPRING PROFILE
 - I VERTICAL SP60 OR SIMILAR FIRE BREAK
 - J HORIZONTAL FIRE BREAK TO CONTRACT SPECIFICATION
- 1 INDICATIVE FINISHES NOT BY TELLING Eg :
- INSULATION
 - BREATHER MEMBRANE
 - CEMENT PARTICLE / LINING BOARD
 - STEEL FRAMING SYSTEM
 - INTERNAL FINISHES
 - GLAZING SYSTEMS AND SEALS
 - CLOSURE TRIMS / FLASHINGS

| Rev. | Date | By | Comments |
|------|------|----|----------|
|------|------|----|----------|

Drawing Status :

FOR INFORMATION

Material :

ARGETON TAMPA TILES
D SERIES
HORIZONTAL RAILS AND
VERTICAL T TO SFS



Telling Architectural Systems
125 High Rock Ave
Suite 211
Saratoga Springs NY 12866
Tel : 518 360 7505
www.tellingarchitectural.com
© Telling Architectural Systems LLC

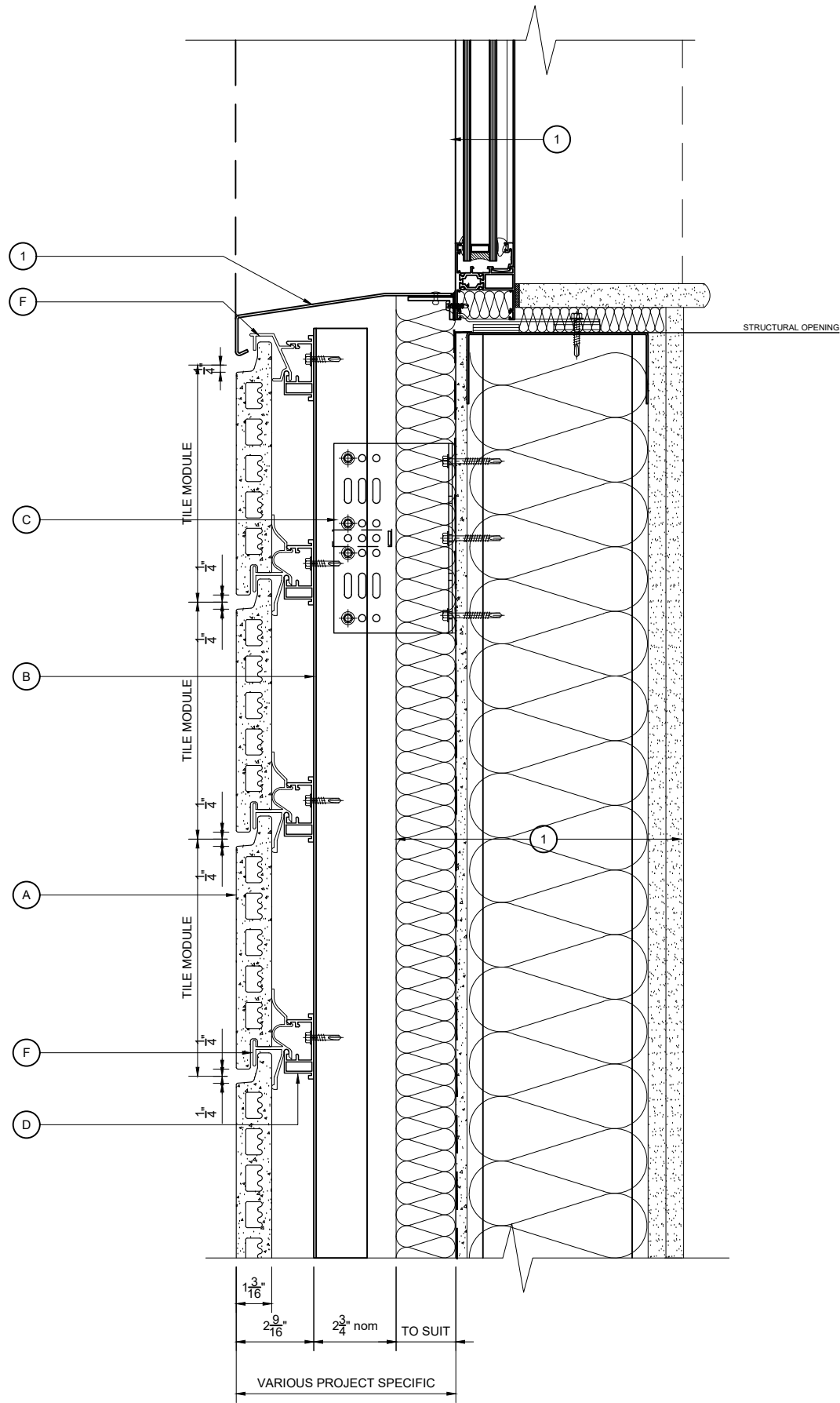
Do not scale from this drawing. If in doubt ask

Drawing Title :

WINDOW HEAD DETAIL

| | | |
|---------|-----------------|-----------------|
| Scale : | Checked : RAC | Drawn : EJR |
| 1 : 5 | Date : JAN 2020 | Date : JAN 2020 |

| Size | Drawing No. | Rev. |
|------|-------------|------|
| A3 | ARG-DU-D07 | |



NOTE:
THESE STANDARD DETAILS DO NOT
INCORPORATE FIRE BARRIER
REQUIREMENTS AROUND WINDOW
OPENINGS AND FLOOR SLABS.
THESE INTERFACING
REQUIREMENTS MUST BE
REVIEWED WITH THE LOCAL FIRE
INSPECTOR BEFORE FINALISATION
OF DETAILS.

WINDOW CILL DETAIL

- KEY COMPONENT LEGEND**
- (A) ARGETON TERRACOTTA TILE
 - (B) VERTICAL ALUMINIUM T SECTION SUPPORT
 - (C) ALUMINIUM BRACKET WITH ISOLATION PAD
 - (D) ARGETON HORIZONTAL ALUMINIUM RAIL
 - (E) ALUMINIUM DRAINAGE PROFILE
 - (F) ALUMINIUM TILE CLAMPS
 - (G) ALUMINUM BOTTOM CLAMP
 - (H) ALUMINIUM SPRING PROFILE
 - (I) VERTICAL SP60 OR SIMILAR FIRE BREAK
 - (J) HORIZONTAL FIRE BREAK TO CONTRACT SPECIFICATION
- (1) INDICATIVE FINISHES NOT BY TELLING Eg :
- INSULATION
 - BREATHER MEMBRANE
 - CEMENT PARTICLE / LINING BOARD
 - STEEL FRAMING SYSTEM
 - INTERNAL FINISHES
 - GLAZING SYSTEMS AND SEALS
 - CLOSURE TRIMS / FLASHINGS

| Rev. | Date | By | Comments |
|------------------|------|----|----------|
| Drawing Status : | | | |

FOR INFORMATION

Material :

**ARGETON TAMPA TILES
D SERIES
HORIZONTAL RAILS AND
VERTICAL T TO SFS**

**Telling Architectural**

Telling Architectural Systems
125 High Rock Ave
Suite 211
Saratoga Springs NY 12866
Tel : 518 360 7505
www.tellingarchitectural.com

© Telling Architectural Systems LLC

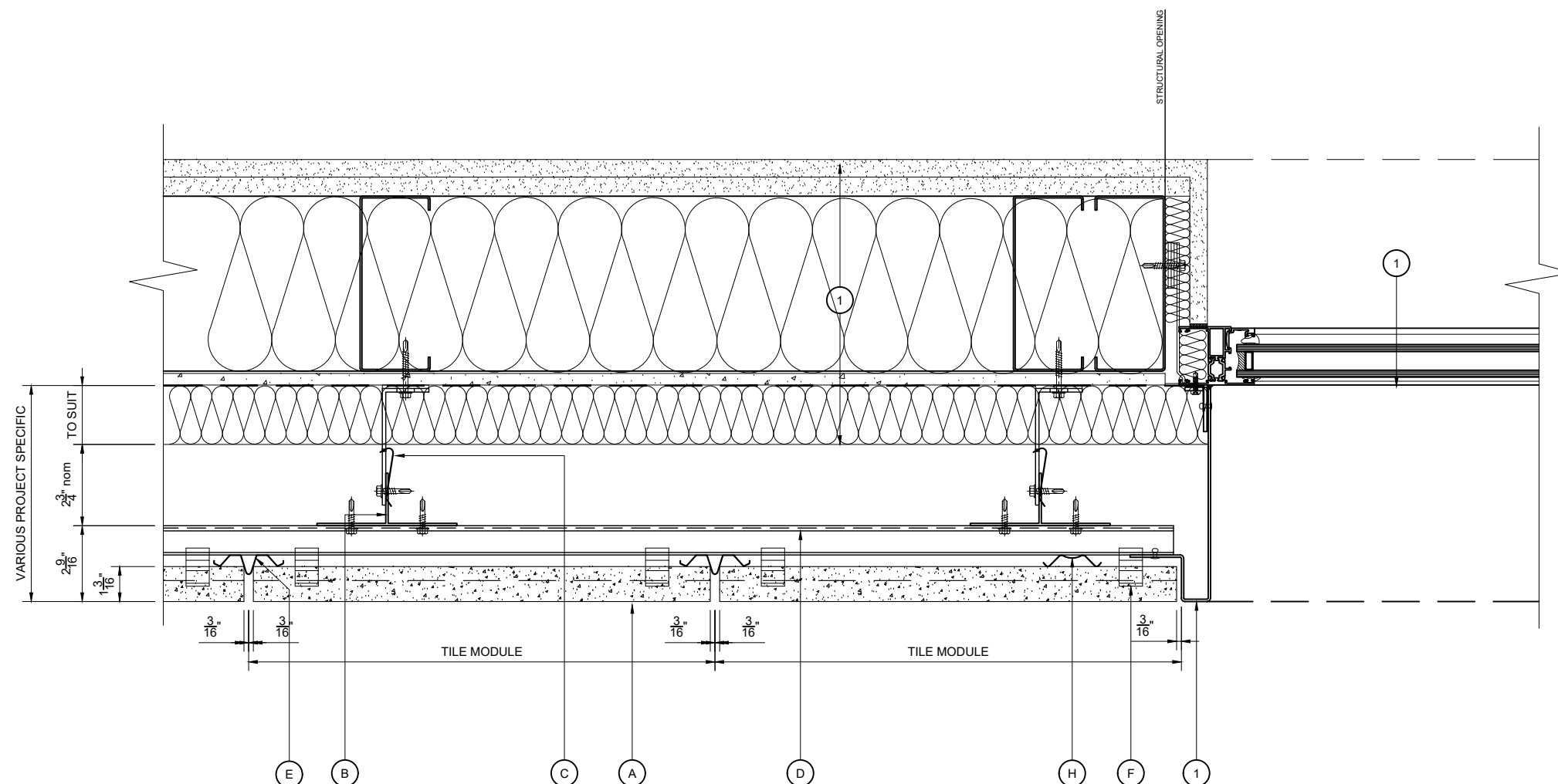
Do not scale from this drawing. If in doubt ask

Drawing Title :

WINDOW CILL DETAIL

| | | |
|---------|-----------------|-----------------|
| Scale : | Checked : RAC | Drawn : EJR |
| 1 : 5 | Date : JAN 2020 | Date : JAN 2020 |

| | | |
|------|-------------|------|
| Size | Drawing No. | Rev. |
| A3 | ARG-DU-D08 | |



NOTE:
THESE STANDARD DETAILS DO NOT
INCORPORATE FIRE BARRIER
REQUIREMENTS AROUND WINDOW
OPENINGS AND FLOOR SLABS.
THESE INTERFACING
REQUIREMENTS MUST BE
REVIEWED WITH THE LOCAL FIRE
INSPECTOR BEFORE FINALISATION
OF DETAILS.

WINDOW JAMB DETAIL

KEY COMPONENT LEGEND

- (A) ARGETON TERRACOTTA TILE
- (B) VERTICAL ALUMINIUM T SECTION SUPPORT
- (C) ALUMINIUM BRACKET WITH ISOLATION PAD
- (D) ARGETON HORIZONTAL ALUMINIUM RAIL
- (E) ALUMINIUM DRAINAGE PROFILE
- (F) ALUMINIUM TILE CLAMPS
- (G) ALUMINUM BOTTOM CLAMP
- (H) ALUMINIUM SPRING PROFILE
- (I) VERTICAL SP60 OR SIMILAR FIRE BREAK
- (J) HORIZONTAL FIRE BREAK TO CONTRACT SPECIFICATION

- 1 INDICATIVE FINISHES NOT BY TELLING Eg :
- INSULATION
 - BREATHER MEMBRANE
 - CEMENT PARTICLE / LINING BOARD
 - STEEL FRAMING SYSTEM
 - INTERNAL FINISHES
 - GLAZING SYSTEMS AND SEALS
 - CLOSURE TRIMS / FLASHINGS

| Rev. | Date | By | Comments |
|------|------|----|----------|
|------|------|----|----------|

Drawing Status :

FOR INFORMATION

Material :

ARGETON TAMPA TILES
D SERIES
HORIZONTAL RAILS AND
VERTICAL T TO SFS



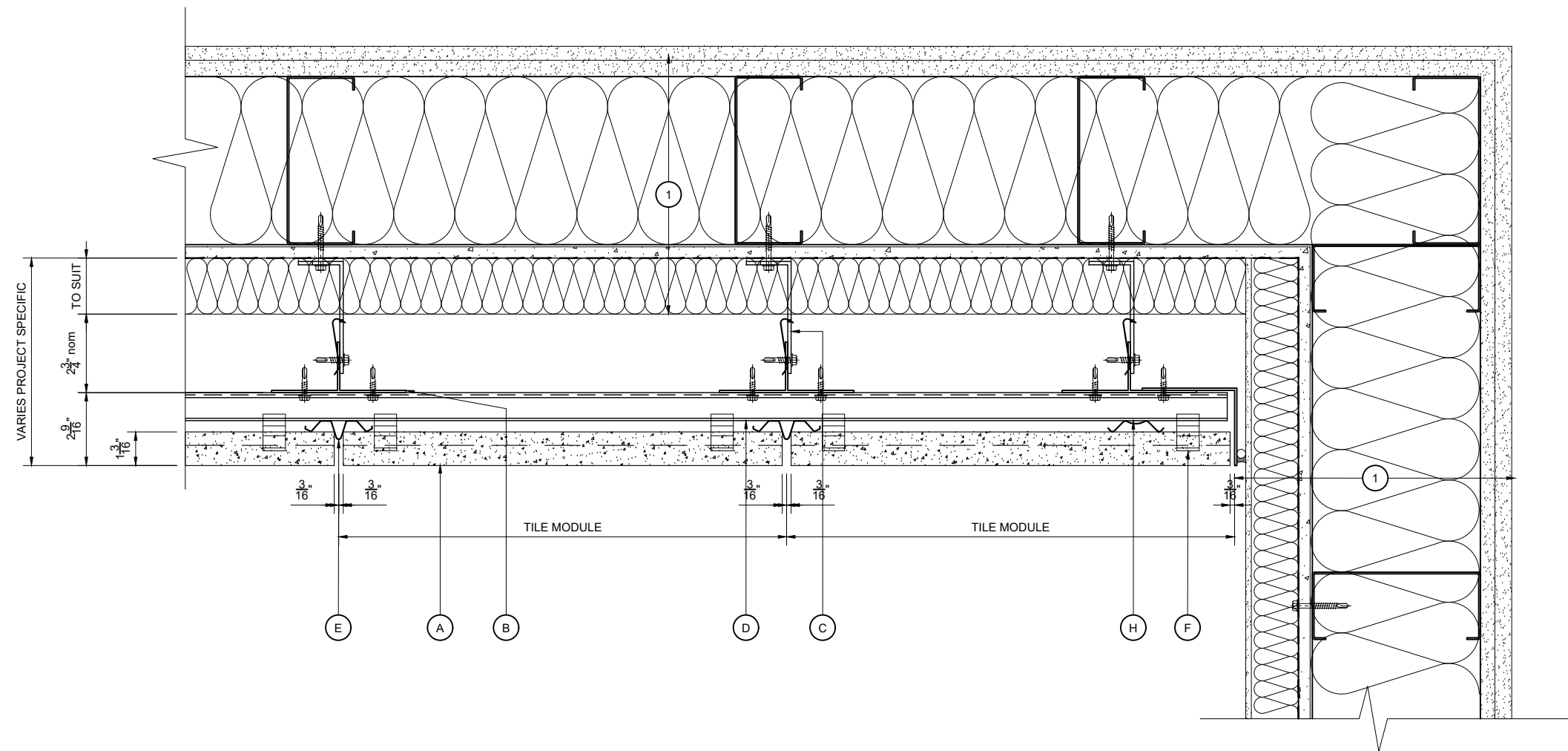
Do not scale from this drawing. If in doubt ask

Drawing Title :

WINDOW JAMB DETAIL

| | | |
|---------|-----------------|-----------------|
| Scale : | Checked : RAC | Drawn : EJR |
| 1 : 5 | Date : JAN 2020 | Date : JAN 2020 |

| | | |
|------|-------------|------|
| Size | Drawing No. | Rev. |
| A3 | ARG-DU-D09 | |



NOTE:
THESE STANDARD DETAILS DO NOT
INCORPORATE FIRE BARRIER
REQUIREMENTS AROUND WINDOW
OPENINGS AND FLOOR SLABS.
THESE INTERFACING
REQUIREMENTS MUST BE
REVIEWED WITH THE LOCAL FIRE
INSPECTOR BEFORE FINALISATION
OF DETAILS.

CLADDING ABUTMENT DETAIL

- KEY COMPONENT LEGEND**
- (A) ARGETON TERRACOTTA TILE
 - (B) VERTICAL ALUMINIUM T SECTION SUPPORT
 - (C) ALUMINIUM BRACKET WITH ISOLATION PAD
 - (D) ARGETON HORIZONTAL ALUMINIUM RAIL
 - (E) ALUMINIUM DRAINAGE PROFILE
 - (F) ALUMINIUM TILE CLAMPS
 - (G) ALUMINUM BOTTOM CLAMP
 - (H) ALUMINIUM SPRING PROFILE
 - (I) VERTICAL SP60 OR SIMILAR FIRE BREAK
 - (J) HORIZONTAL FIRE BREAK TO CONTRACT SPECIFICATION
- (1) INDICATIVE FINISHES NOT BY TELLING Eg :
INSULATION
BREATHER MEMBRANE
CEMENT PARTICLE / LINING BOARD
STEEL FRAMING SYSTEM
INTERNAL FINISHES
GLAZING SYSTEMS AND SEALS
CLOSURE TRIMS / FLASHINGS

| Rev. | Date | By | Comments |
|------|------|----|----------|
|------|------|----|----------|

Drawing Status :

FOR INFORMATION

Material :
ARGETON TAMPA TILES
D SERIES
HORIZONTAL RAILS AND
VERTICAL T TO SFS

 **Telling Architectural**

Telling Architectural Systems
125 High Rock Ave
Suite 211
Saratoga Springs
NY 12866
Tel : 518 360 7505
www.tellingarchitectural.com
© Telling Architectural Systems LLC

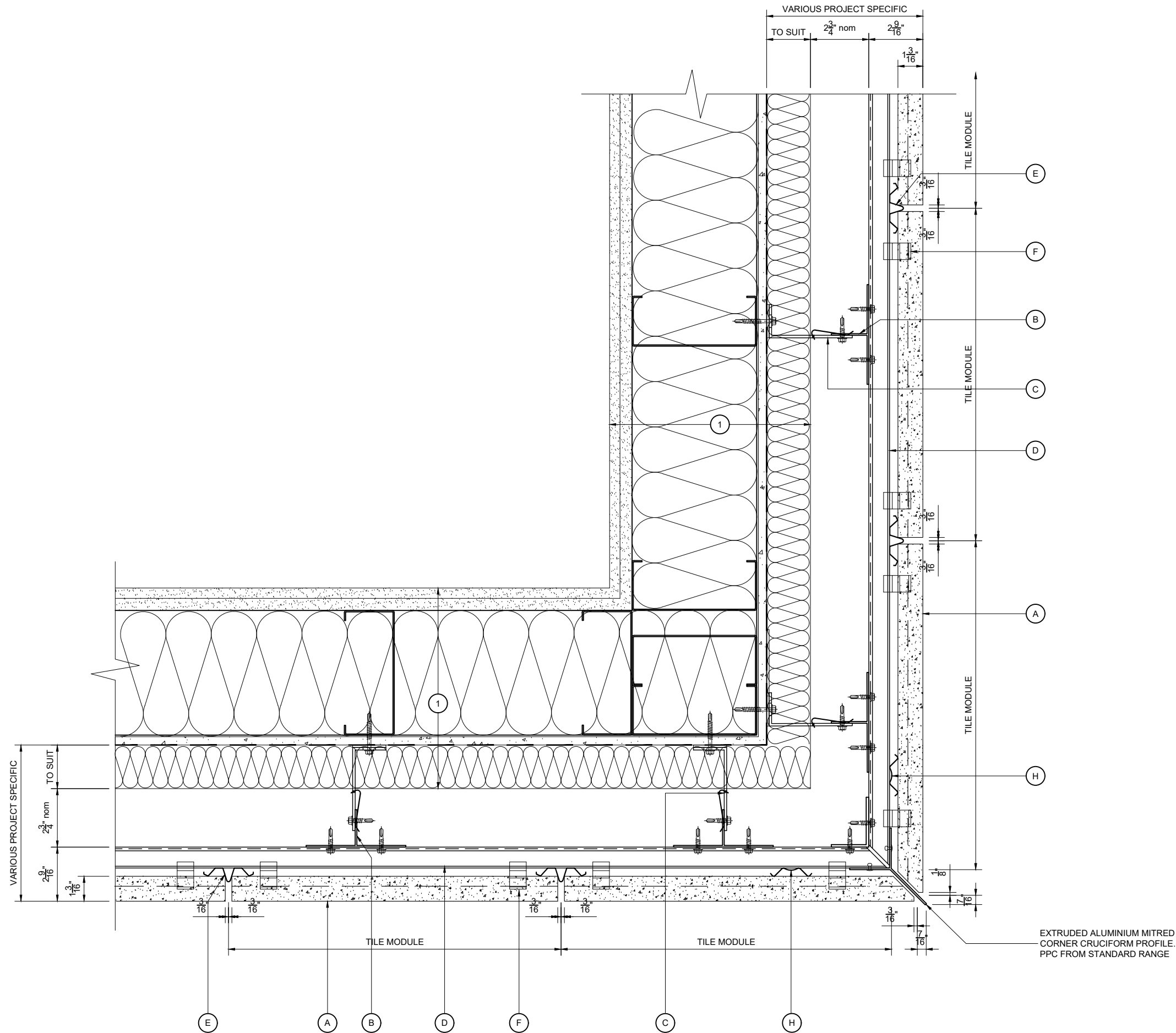
Do not scale from this drawing. If in doubt ask

Drawing Title :

CLADDING ABUTMENT
DETAIL

| | | |
|---------|-----------------|-----------------|
| Scale : | Checked : RAC | Drawn : EJR |
| 1 : 5 | Date : JAN 2020 | Date : JAN 2020 |

| Size | Drawing No. | Rev. |
|------|-------------|------|
| A3 | ARG-DU-D10 | |



NOTE:
THESE STANDARD DETAILS DO NOT
INCORPORATE FIRE BARRIER
REQUIREMENTS AROUND WINDOW
OPENINGS AND FLOOR SLABS.
THESE INTERFACING
REQUIREMENTS MUST BE
REVIEWED WITH THE LOCAL FIRE
INSPECTOR BEFORE FINALISATION
OF DETAILS.

MITRED EXTERNAL CORNER DETAIL

- KEY COMPONENT LEGEND**
- (A) ARGETON TERRACOTTA TILE
 - (B) VERTICAL ALUMINIUM T SECTION SUPPORT
 - (C) ALUMINIUM BRACKET WITH ISOLATION PAD
 - (D) ARGETON HORIZONTAL ALUMINIUM RAIL
 - (E) ALUMINIUM DRAINAGE PROFILE
 - (F) ALUMINIUM TILE CLAMPS
 - (G) ALUMINIUM BOTTOM CLAMP
 - (H) ALUMINIUM SPRING PROFILE
 - (I) VERTICAL SP60 OR SIMILAR FIRE BREAK
 - (J) HORIZONTAL FIRE BREAK TO CONTRACT SPECIFICATION
- (1) INDICATIVE FINISHES NOT BY TELLING Eg :
INSULATION
BREATHER MEMBRANE
CEMENT PARTICLE / LINING BOARD
STEEL FRAMING SYSTEM
INTERNAL FINISHES
GLAZING SYSTEMS AND SEALS
CLOSURE TRIMS / FLASHINGS

| Rev. | Date | By | Comments |
|--|------|----|----------|
| Drawing Status : | | | |
| FOR INFORMATION | | | |
| Material : | | | |
| ARGETON TAMPA TILES D SERIES HORIZONTAL RAILS AND VERTICAL T TO SFS | | | |



Telling Architectural Systems
125 High Rock Ave
Suite 211
Saratoga Springs
NY 12866
Tel : 518 360 7505
www.tellingarchitectural.com

© Telling Architectural Systems LLC

Do not scale from this drawing. If in doubt ask

Drawing Title :
**MITRED EXTERNAL CORNER
DETAIL**

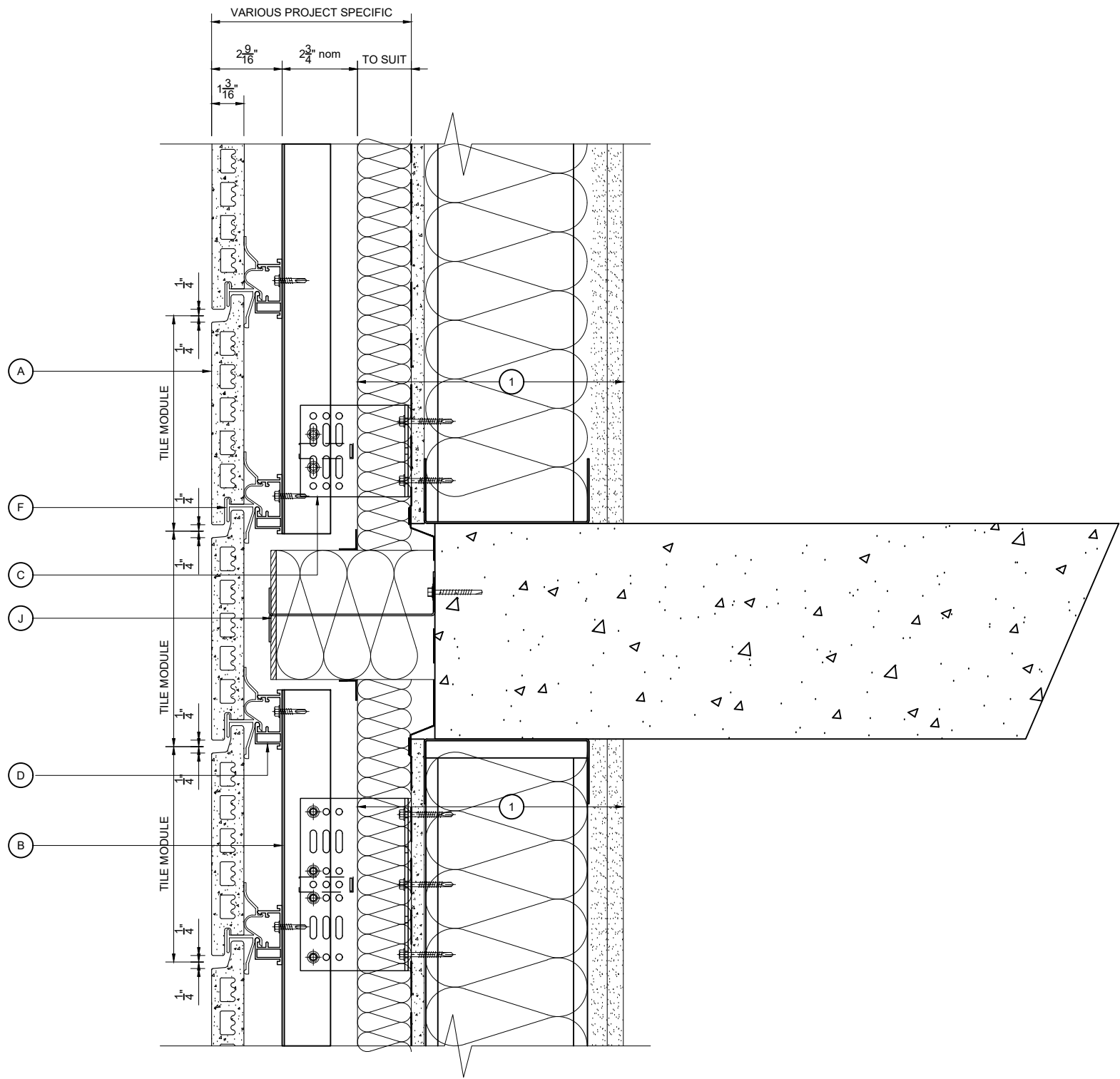
| | | |
|---------|-----------------|-----------------|
| Scale : | Checked : RAC | Drawn : EJR |
| 1 : 5 | Date : JAN 2020 | Date : JAN 2020 |

| | | |
|------|-------------|------|
| Size | Drawing No. | Rev. |
| A3 | ARG-DU-D11 | |



| | | |
|------|-------------|-----|
| Size | Drawing No. | Rev |
| A3 | ARG-DU-D12 | |

NOTE:
THESE STANDARD DETAILS DO NOT
INCORPORATE FIRE BARRIER
REQUIREMENTS AROUND WINDOW
OPENINGS AND FLOOR SLABS.
THESE INTERFACING
REQUIREMENTS MUST BE
REVIEWED WITH THE LOCAL FIRE
INSPECTOR BEFORE FINALISATION
OF DETAILS.



VERTICAL SECTION

- KEY COMPONENT LEGEND**
- (A) ARGETON TERRACOTTA TILE
 - (B) VERTICAL ALUMINIUM T SECTION SUPPORT
 - (C) ALUMINIUM BRACKET WITH ISOLATION PAD
 - (D) ARGETON HORIZONTAL ALUMINIUM RAIL
 - (E) ALUMINIUM DRAINAGE PROFILE
 - (F) ALUMINIUM TILE CLAMPS
 - (G) ALUMINIUM BOTTOM CLAMP
 - (H) ALUMINIUM SPRING PROFILE
 - (I) VERTICAL SP60 OR SIMILAR FIRE BREAK
 - (J) HORIZONTAL FIRE BREAK TO CONTRACT SPECIFICATION
- (1) INDICATIVE FINISHES NOT BY TELLING Eg :
- INSULATION
 - BREATHER MEMBRANE
 - CEMENT PARTICLE / LINING BOARD
 - STEEL FRAMING SYSTEM
 - INTERNAL FINISHES
 - GLAZING SYSTEMS AND SEALS
 - CLOSURE TRIMS / FLASHINGS

| Rev. | Date | By | Comments |
|------|------|----|----------|
|------|------|----|----------|

Drawing Status :

FOR INFORMATION

Material :
ARGETON TAMPA TILES
D SERIES
HORIZONTAL RAILS AND
VERTICAL T TO SFS



Telling Architectural Systems
125 High Rock Ave
Suite 211
Saratoga Springs
NY 12866
Tel : 518 360 7505
www.tellingarchitectural.com
© Telling Architectural Systems LLC

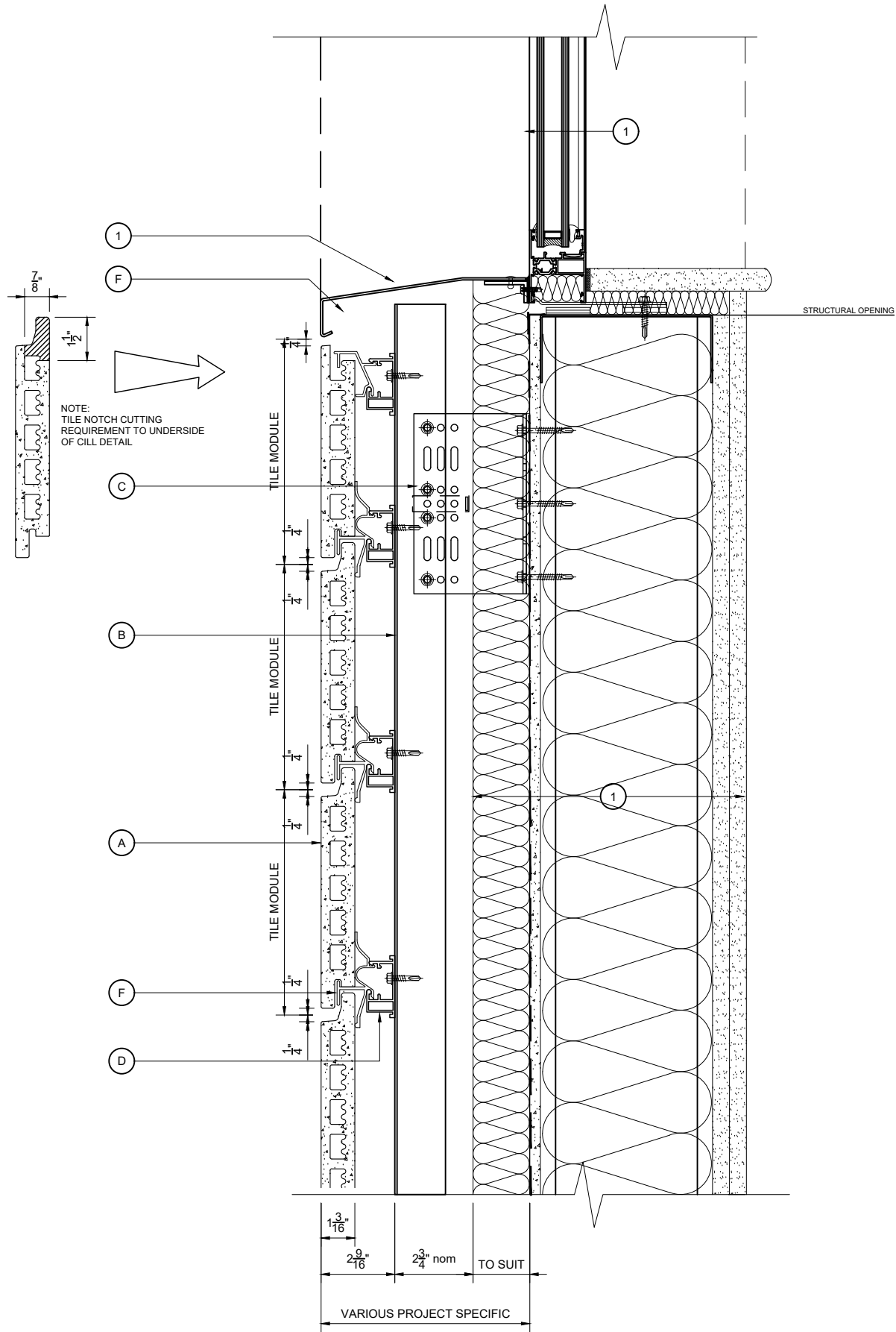
Do not scale from this drawing. If in doubt ask

Drawing Title :

**HORIZONTAL FIRE BREAK
DETAIL**

| | | |
|---------|-----------------|-----------------|
| Scale : | Checked : RAC | Drawn : EJR |
| 1 : 5 | Date : JAN 2020 | Date : JAN 2020 |

| Size | Drawing No. | Rev. |
|------|-------------|------|
| A3 | ARG-DU-D13 | |



- KEY COMPONENT LEGEND**
- (A) ARGETON TERRACOTTA TILE
 - (B) VERTICAL ALUMINIUM T SECTION SUPPORT
 - (C) ALUMINIUM BRACKET WITH ISOLATION PAD
 - (D) ARGETON HORIZONTAL ALUMINIUM RAIL
 - (E) ALUMINIUM DRAINAGE PROFILE
 - (F) ALUMINIUM TILE CLAMPS
 - (G) ALUMINUM BOTTOM CLAMP
 - (H) ALUMINIUM SPRING PROFILE
 - (I) VERTICAL SP60 OR SIMILAR FIRE BREAK
 - (J) HORIZONTAL FIRE BREAK TO CONTRACT SPECIFICATION
- (1) INDICATIVE FINISHES NOT BY TELLING Eg :
- INSULATION
 - BREATHER MEMBRANE
 - CEMENT PARTICLE / LINING BOARD
 - STEEL FRAMING SYSTEM
 - INTERNAL FINISHES
 - GLAZING SYSTEMS AND SEALS
 - CLOSURE TRIMS / FLASHINGS

| Rev. | Date | By | Comments |
|------|------|----|----------|
|------|------|----|----------|

Drawing Status :

FOR INFORMATION

Material :

ARGETON TAMPA TILES
D SERIES
HORIZONTAL RAILS AND
VERTICAL T TO SFS



Telling Architectural Systems
125 High Rock Ave
Suite 211
Saratoga Springs NY 12866
Tel : 518 360 7505
www.tellingarchitectural.com

© Telling Architectural Systems LLC

Do not scale from this drawing. If in doubt ask

Drawing Title :

HORIZONTAL CILL DETAIL WITH TILE NOTCH

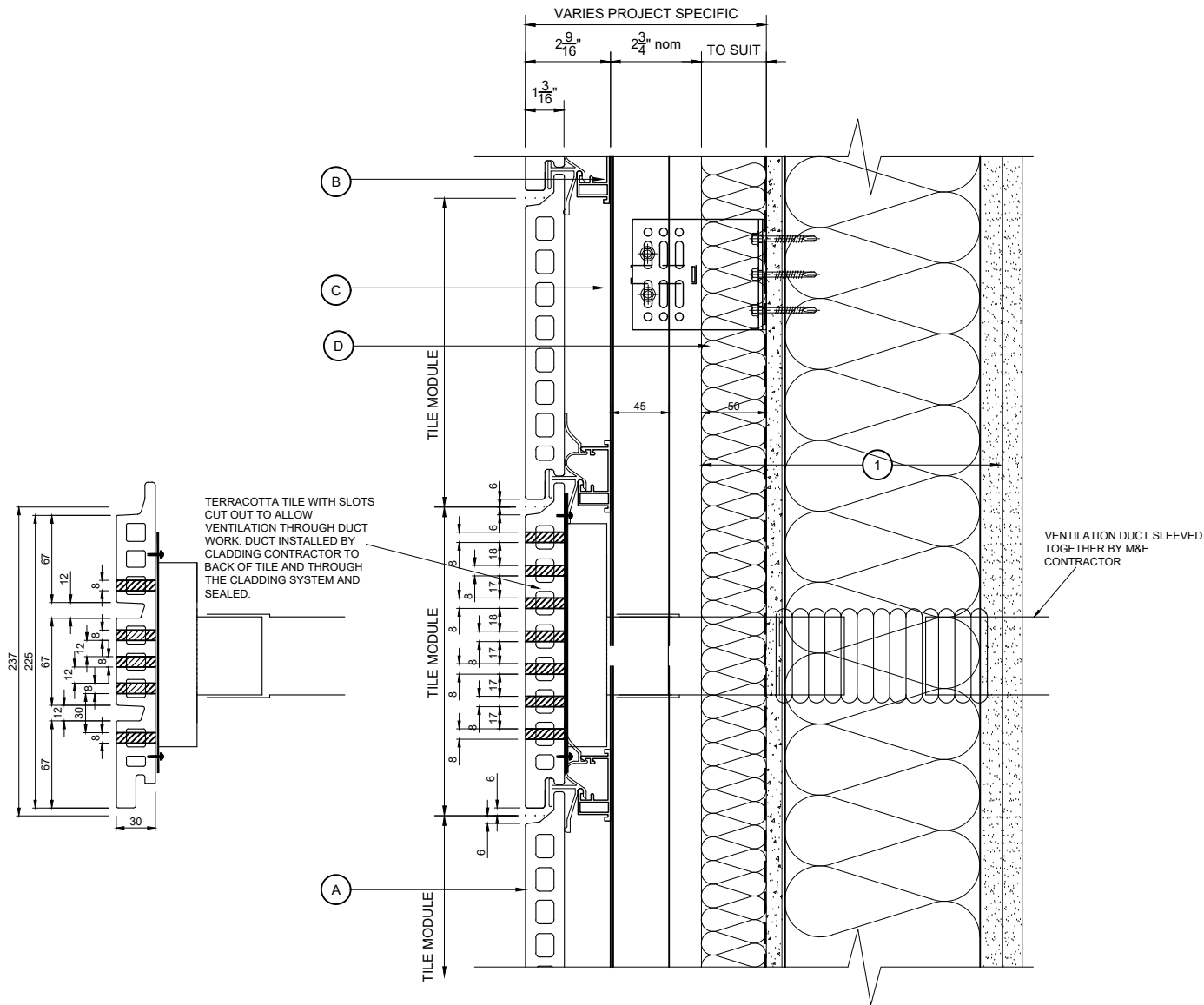
| | | |
|---------|-----------------|-----------------|
| Scale : | Checked : RAC | Drawn : EJR |
| 1 : 5 | Date : JAN 2020 | Date : JAN 2020 |

| Size | Drawing No. | Rev. |
|------|-------------|------|
| A3 | ARG-DU-D15 | |

NOTE:
THESE STANDARD DETAILS DO NOT
INCORPORATE FIRE BARRIER
REQUIREMENTS AROUND WINDOW
OPENINGS AND FLOOR SLABS.
THESE INTERFACING
REQUIREMENTS MUST BE
REVIEWED WITH THE LOCAL FIRE
INSPECTOR BEFORE FINALISATION
OF DETAILS.

WINDOW CILL DETAIL


NOTE:
THESE STANDARD DETAILS DO NOT
INCORPORATE FIRE BARRIER
REQUIREMENTS AROUND WINDOW
OPENINGS AND FLOOR SLABS.
THESE INTERFACING
REQUIREMENTS MUST BE
REVIEWED WITH THE LOCAL FIRE
INSPECTOR BEFORE FINALISATION
OF DETAILS.



KEY COMPONENT LEGEND

- (A) ARGETON TERRACOTTA TILE
- (B) VERTICAL ALUMINIUM T SECTION SUPPORT
- (C) ALUMINIUM BRACKET WITH ISOLATION PAD
- (D) ARGETON HORIZONTAL ALUMINIUM RAIL
- (E) ALUMINIUM DRAINAGE PROFILE
- (F) ALUMINIUM TILE CLAMPS
- (G) ALUMINUM BOTTOM CLAMP
- (H) ALUMINIUM SPRING PROFILE
- (I) VERTICAL SP60 OR SIMILAR FIRE BREAK
- (J) HORIZONTAL FIRE BREAK TO CONTRACT SPECIFICATION

- 1 INDICATIVE FINISHES NOT BY TELLING Eg :
 - INSULATION
 - BREATHER MEMBRANE
 - CEMENT PARTICLE / LINING BOARD
 - STEEL FRAMING SYSTEM
 - INTERNAL FINISHES
 - GLAZING SYSTEMS AND SEALS
 - CLOSURE TRIMS / FLASHINGS

| Rev. | Date | By | Comments |
|--|---------------------------|----------------------------------|--------------------------------|
| Drawing Status : | | | |
| FOR INFORMATION | | | |
| Material : | | | |
| ARGETON TAMPA TILES D SERIES HORIZONTAL RAILS AND VERTICAL T TO SFS | | | |
|  | | | |
| Telling Architectural Systems 125 High Rock Ave Suite 211 Saratoga Springs NY 12866 Tel : 518 360 7505 www.tellingarchitectural.com | | | |
| © Telling Architectural Systems LLC | | | |
| Do not scale from this drawing. If in doubt ask | | | |
| Drawing Title : | | | |
| VERTICAL SECTION THROUGH SLOTTED TILE VENT | | | |
| Scale : 1 : 5 | | Checked : RAC Date : JAN 2020 | Drawn : EJR Date : JAN 2020 |
| Size A3 | Drawing No. ARG-DU-D17 | Rev. | |

