

# *Seller's*

## GUIDE



KAYLEIGH CHROSTOWSKI

ROCK REALTY LLC



*Hello!*

I AM KAYLEIGH CHROSTOWSKI

*nice to meet you!*

As a real estate agent who was raised in the industry, I have a born passion for helping others buy and sell homes. My expertise in pricing, marketing, and negotiating has helped me to consistently achieve top dollar for my clients. I understand that selling a home can be a stressful and emotional process, and I pride myself on providing exceptional customer service and clear communication throughout the transaction.

My goal is to make the selling process as smooth and stress-free as possible, while ensuring that your needs are met every step of the way. Whether you are a first-time seller or a seasoned investor, I am committed to achieving your real estate goals and exceeding your expectations.



@Kayleighchrostowski

# HOME SELLER'S *Roadmap*



*Kayleigh*  
CHROSTOWSKI  
- REAL ESTATE AGENT -

# Determining FACTORS

WILL MY PROPERTY SELL OR NOT SELL?

## FACTOR 1 *pricing*

When presenting a home to buyers, it's important to price the home correctly. This will set realistic expectations and attract serious buyers, ultimately leading to a successful sale for the seller.

## FACTOR 2 *how it works*

It is important to have your home ready for market on day one.  
I will help you make sure your home is ready for showings and online by:

- ✓ Completing repairs that need to be done
- ✓ Cleaning carpets
- ✓ Decluttering & removing personal items
- ✓ Neutralizing spaces and walls
- ✓ Make sure the home is clean and smells fresh

## FACTOR 3 *marketing*

I offer PROVEN MARKETING STRATEGIES to help get your home sold quickly and for top dollar.

- ✓ PROSPECTING  
Prospecting daily for potential buyers, talking with neighbors, our co-op agents, and past clients.
- ✓ MARKETING  
The second you sign with me, I go to work on marketing your home! Your property will be listed on the MLS, host open houses, and be posted on social media through targeted ads.
- ✓ COMMUNICATION  
You can expect me to actively communicate with you through every step of the process. Diligently sharing feedback from showings, following up with agents after viewing the home, and calling weekly to discuss the progress from the previous week.



## OUR TEAM ADVANTAGE

### ✓ BOOSTED ONLINE EXPOSURE

Today's market is centered on technology. Buyers are performing their searches online, so it is important that your listing is ranked high and shown in its best light. Studies show that online buyers disregard homes with limited photos, low-quality photos, and minimal information. I will be sure to take the extra steps to get maximum exposure for your home and give the online shopper a wealth of information, as well as quality photos, and video tours.

### ✓ PROFESSIONAL PHOTOGRAPHY PROVIDED



# Listing STRATEGY

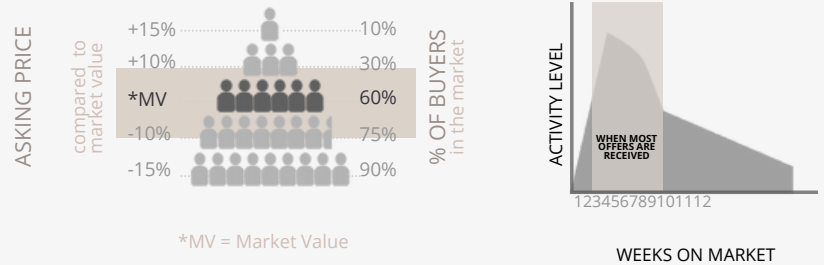


## PRICING STRATEGY

Taking a close look at the market analysis in your area, we will price your home correctly the first time so that it will sell quickly.

If your home is priced at fair market value, it will attract the largest number of potential buyers in the first few weeks.

If a home is overpriced it will attract the fewest number of buyers looking to purchase a home. The majority of home buyers look at many homes and quickly get a feel for the price range that homes sell for in a given condition and location.



## PROFESSIONAL PHOTOGRAPHY

In today's market, home buyers are searching online first. It is imperative that the photos of your home are of the best quality to catch the buyers attention and stand out from the competition. Having more eyes on your home, is the fastest way to get it sold and sell for top dollar.

## AGENT MARKETING

I am part of a very large agent network. I will reach out to this network to see if your home might be a great fit for one of their buyers. This agent network is key to connecting buyers with your home as 88% of residential sales involve real estate agents.

## ADVERTISING & MARKETING

Correctly marketing a property is imperative to a successful sale. I focus most of my attention on this. My expertise is increasing brand awareness and attracting hundreds of buyers per month.



# Preparing TO LIST

## MAXIMIZE YOUR HOME'S POTENTIAL

A clean, neutral, and streamlined look helps buyers to imagine what life would be like in your home. The action points below will help them be able to do that.

### 01 EXTERIOR

- Wash or paint the home's exterior
- Paint the front door
- Keep the yard nicely trimmed
- Keep the lawn free of clutter
- Weed and freshly mulch garden beds
- Clean interior and exterior windows
- Apply fresh paint or stain to wooden fences


### 02 INTERIOR

- Remove personal items, excessive decorations & furniture
- Clean or replace carpets
- Get rid of clutter & organize and clean closets
- Apply a fresh coat of paint to walls, trim and ceilings
- Replace outdated ceiling fixtures, and clean lighting fixtures. Minimize and clean pet areas in the home
- Be sure that all light bulbs are in working order

### 03 FRESHEN THE PAINT & FIXTURES

- A new coat of exterior paint helps a home's curb appeal. It isn't a low-budget item, but if you can swing it...DO IT
- If you can't paint the entire home, paint the trim. This is a relatively simple thing to do and it helps give a home that wow factor
- Update exterior light fixtures. This can quickly give a home an updated look
- Put a fresh coat of paint on the front door





# Real estate photography

## A PICTURE SAYS A THOUSAND WORDS

Having professional photos of a home is imperative in the selling process. High-quality photos can showcase the home's best features, attract more potential buyers, and ultimately lead to a quicker sale at a higher price point. Most buyers are finding their homes online and photos are the first impression of your home. As your agent, I will ensure that your home will be shown in its best light.



QUALITY PHOTOS  
ENJOY **118% MORE**  
ONLINE VIEWS

PROFESSIONALLY SHOT  
LISTINGS CAN SELL FOR  
UP TO **19K MORE**

POTENTIAL BUYERS LOOK  
AT PROFESSIONALLY  
SHOT PHOTOS **10 TIMES**  
LONGER THAN NON  
PROFESSIONAL PHOTOS

## INTERESTING FACTS





# *We've got you* COVERED

---

## ✓ A SECURE LOCKBOX WILL BE USED

This allows real estate agents access to show buyers your home securely. The lockbox holds the keys to the home and is typically found at the front guarded by a security lock that only licensed agents have access to.

## ✓ STOW AWAY VALUABLES

Before showings make sure that all valuables are put away and out of sight. This includes even mail left out (which may contain personal information and bank statements). Items of value such as jewelry, artwork, cellphones, and gaming systems should also be out of site. It's a good idea to walk through your house before showings and make sure everything of value is out of sight.

## ✓ DON'T ALLOW ANYONE IN WITHOUT AN APPOINTMENT

Now that your home is online, many know that it is for sale. For your safety, NEVER let a stranger into your home. While it is likely that it is just someone that saw the sign in your yard and is interested in getting a quick look, you just never know. Ask them politely to call your agent who handles all showings.

## ✓ REMOVE PRESCRIPTION DRUGS & MEDICATION

Clean out your medicine cabinets and any other place you may store medications and hide them away. There have been more and more stories of people intentionally going to home showings to take medications freely.

## ✓ PUT AWAY BILLS & OTHER MAIL PIECES

With identity theft on the rise it is important to put away all mail pieces with your information on them. If this information ends up in the wrong persons hands, it can easily lead to identity theft.

## ✓ BE EXTRA VIGILANT ON KEEPING DOORS LOCKED

Often times a home for sale means home owners are not at home. So be sure to always keep your doors and windows locked.

## ✓ KEEPING YOUR HOME SAFE

Once your listing goes live, we provide all the necessary shoe covers, hand sanitizer, protective gear, and friendly reminder signs for all of your showings.



# Marketing PLAN

## NETWORKING

---

A large percentage of real estate transactions happen with co-operating agents in the country. I will expose your listing to this market.

## SIGNAGE

---

A sign will be placed in your yard as well as pointers and open house signs before an open house. These will be placed at the most opportune times to gain the most exposure.

## SUPERIOR ONLINE EXPOSURE

---

Buyers in today's market first start their search online. We will meet your potential buyer where they are...online! Not only will your home be featured in the local MLS, it will also be syndicated to literally hundreds of other listing sites. Your home will be featured on our company website, and social media.

## LOCKBOXES

---

Lockboxes are essential for the safety of all. They allow an agent to show your house whenever he or she needs to, rather than relying on you the owner for a key. Owners are also expected to vacate the property for showings. Having a lockbox makes this process much easier for all involved.

## SHOWINGS

---

When we list your home, you will also be signed up with a showing service that immediately communicates with you when a showing is scheduled. When feedback isn't left, I will follow up with those agents requesting their feedback within 24 hours.

## EMAIL MARKETING

---

An email will be sent to our current buyer database of thousands of buyers searching for properties on my website. A new listing email alert will go out to my agent network of thousands of agents in the area.

## OPEN HOUSES

---

We have discovered a proven open house system that attracts serious buyers and helps your home achieve maximum exposure to potential buyers.

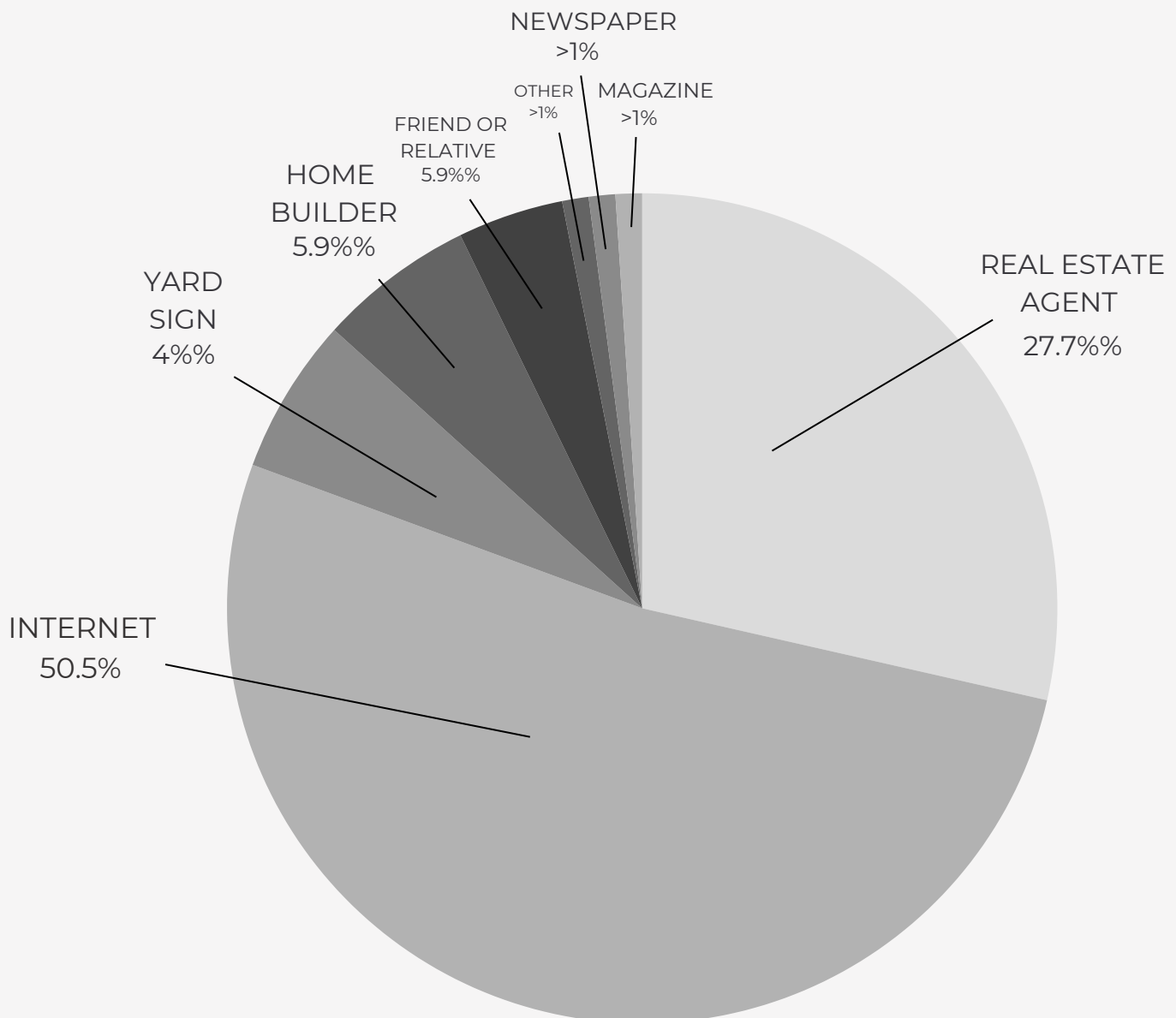

## SOCIAL MEDIA MARKETING

---

We practice regular social media marketing on today's top social sites which include and are not limited to: Facebook, Instagram, LinkedIn, YouTube, and Pinterest.



# Where do buyers FIND THEIR HOME?



\*2022 NAR HOME BUYER AND SELLER GENERATIONAL TRENDS

# Maximum EXPOSURE

I will feature your home on the top home search sites, and on social media and syndicate it to over 400+ other sites.

Homes that receive the top 10% of page views sell an average of 30 days faster!



 Zillow®

 trulia®

realtor.com®

twitter

facebook

Instagram

Pinterest

 YouTube

LinkedIn®



# Home SHOWINGS

## FLEXIBLE

---

Be as flexible and accommodating to the buyers schedule as possible. We want to avoid having any missed opportunities.

## INFORMED

---

Make sure everyone in the home is informed when showings are scheduled to ensure personal spaces are clean.

## DAILY CLEANING

---

Keep up with daily messes. Wipe down kitchen and bathroom counters before leaving for the day.

## ODORS

---

Avoid strong-smelling foods: Keep your meal prep as neutral and simple as possible.

## PERSONALS

---

Make sure you place all valuables and prescriptions out of sight and in a safe place.

## FURRY FRIENDS

---

Keep pet areas clean. Clean up after your pets immediately and wash their bedding regularly. Hide pet food or litter. Not everyone is a pet person and it may hinder a potential buyers ability to picture themselves living in your home.

## NATURAL LIGHT

---

Open blinds and curtains and let in as much natural light as possible. Leave lights on before you leave for a showing.

## TRASH

---

Empty trash cans to avoid any odors. Try to empty trash cans nightly so that the home is fresh when you leave for the day.

## TEMPERATURE

---

Keep the room temperature comfortable. This demonstrates to buyers that the HVAC is working properly.

## VACATE

---

Having a seller present can make buyers feel awkward. We want to make the buyers feel at home and stay awhile.





# Offers

Price is just one of many considerations when deciding which offer is best for your home. Here are some of the other factors to consider.

## CONTINGENCIES

---

The fewer contingencies on an offer the better. Shorter time periods are also valuable.

## ALL CASH BUYER

---

A cash offer is usually more appealing than a finance offer as the seller doesn't need to worry about the bank approving the loan.

## PRE-APPROVAL

---

Assures a home seller that the buyer can get the loan they need.

## LOAN TYPE

---

A conventional loan is often the least complicated. This is an appealing choice for sellers. An FHA loan can cause delays because they require certain approvals.

## CLOSING TIMELINE

---

You might need to close quickly to move on to the next adventure, or you might need to extend the closing date to allow time for your next home to be ready. Choosing the offer with the closing time that fits your needs will be most attractive to you.

## CLOSING COSTS

---

Sometimes an offer comes in high, but the buyer asks you to pay a percentage of the buyer's closing costs or some specific closing costs.



## BUYER LETTER

---

A buyer letter is usually a sort of introduction to the buyer(s) and helps the seller get to know the buyer with any specifics to their situation.

## REPAIR REQUESTS

---

If your home is "turn key" or recently remodeled, there may be little to no repair requests. Some repair requests can be expensive. It's important to know what is best for you.

## OFFER PRICE

---

Of course, price matters too! If a high offer will cost you more in closing costs, repairs, or other factors—then it probably won't be the best offer for you.



# Negotiations



## WE CAN:

- ACCEPT THE OFFER
- DECLINE THE OFFER  
If the offer isn't close enough to expectation and there is no need to negotiate.
- COUNTER-OFFER  
A counter-offer is when you offer to accept the buyers offer subject to different terms.

## THE BUYER CAN THEN:

- ACCEPT THE COUNTER-OFFER
- DECLINE THE COUNTER-OFFER
- COUNTER THE COUNTER-OFFER  
You can negotiate back and forth as many times as needed until you can reach an agreement or someone copts out.

## OFFER IS ACCEPTED:

Sign the purchase agreement and you are now officially under contract and in escrow! There are usually several contingency periods while in escrow.

Now inspections, appraisals, or anything else built into your purchase agreement will take place.



# Inspections

## WHAT IS INCLUDED:

- ✓ HEATING & COOLING
- ✓ PLUMBING
- ✓ BASEMENT
- ✓ FOUNDATION
- ✓ CRAWLSPACE
- ✓ STRUCTURE
- ✓ ROOF & COMPONENTS
- ✓ EXTERIOR & SIDING
- ✓ ELECTRICAL
- ✓ ATTACHED GARAGES
- ✓ WALLS
- ✓ ATTIC & INSULATION
- ✓ DOORS
- ✓ DRAINAGE
- ✓ WINDOWS & LIGHTING
- ✓ APPLIANCES (LIMITED)
- ✓ GRADING
- ✓ ALL STAIRS
- ✓ GARAGE DOORS

## FAQ

### INSPECTION TIME FRAME

Typically, inspections will need to be scheduled ASAP to stay within the usual 14 day inspection period. There may be some lag time in obtaining the actual report.

### POSSIBLE OUTCOMES

A home inspection may reveal potential and necessary repairs. If a lender is involved in the transaction, this may affect funding.

### UPON COMPLETION:

BUYER CAN ACCEPT AS IS

BUYER CAN OFFER TO RENEGOTIATE

### COSTS

There is usually no cost to the seller with a general home inspection. The buyer will hire a home inspection company of their choice.

### COMMON PROBLEMS COULD BE

Outdated electrical, leaky plumbing, mold, structural cracks, foundation issues, heating/cooling system defects, roof problems, and more.



# Home APPRAISAL

---



If the buyer is seeking a loan to purchase your home they will need to have an appraisal performed by the bank to verify the home is in fact worth the loan amount. As a seller, we want the property to appraise for at least the sale amount or more. It is very difficult to successfully contest an appraisal. An experienced agent demonstrates certain strategies to reveal the value of the home prior to the appraisal.



## APPRAISAL COMES IN AT OR ABOVE SALE PRICE

---

You are in the clear, and closing can be begin!

## APPRAISAL COMES IN BELOW SALE PRICE

---

- Renegotiate the sale price with the buyer
- Request buyer to cover the difference & renegotiate terms
- Cancel, & re-list
- Review any back-up offers, & possible cash offers





# Closing THE SALE

## WHAT TO EXPECT

Closing is the point in the transaction when the buyer, seller, and all participating parties have fulfilled their legal obligations to one another. The escrow officer will look over the contract to determine what payments are owed by who, prepare documents for closing, perform the closing, & make sure all payoffs are completed. Now the buyer's title is recorded and you receive all payoffs that are due to you.

## YOUR COSTS

### SELLER COMMONLY PAYS:

- Mortgage balance & penalties (if applicable)
- Any claims against your property
- Unpaid assessments on your property
- Real estate agent commission
- Title Search
- Title insurance policy
- **Home warranty\*\*\***

## WHAT TO BRING

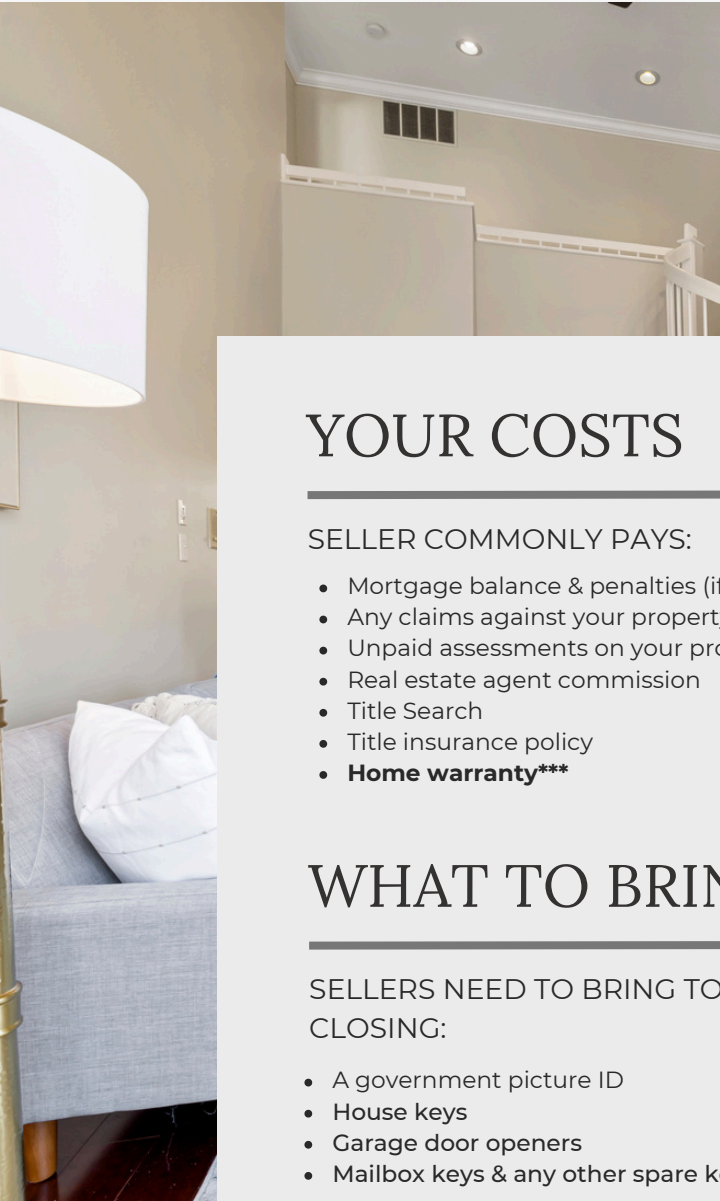
### SELLERS NEED TO BRING TO CLOSING:

- A government picture ID
- House keys
- Garage door openers
- Mailbox keys & any other spare keys

## AFTER CLOSING

### KEEP COPIES OF THE FOLLOWING FOR TAXES:

- Copies of all closing documents
- All home improvement receipts



# Final STEPS

## FOR SELLERS



### ✓ CANCEL POLICIES

---

Once transfer of title has occurred, contact your insurance agent to cancel your policy so you can receive a refund of any prepaid premiums.

### ✓ CLOSE ACCOUNTS

---

Cancel utilities and close those accounts of transfer if necessary. Keep a list of phone numbers for each of your utility companies.

### ✓ CHANGE ADDRESS

---

Let everyone know you have a new address. Submit a change-of-address form to the post office.

### ✓ TURN EVERYTHING OFF

---

Turn off valves to the sinks, toilets, appliances, and water heater. Turn off all light switches and fans. Lastly, call the electric company.

### ✓ FLOORS

---

Vacuum and sweep floors one more time.

### ✓ CLEAR OUT PERSONALS

---

Move your personal belongings out completely. Check all drawers, cabinets, and closets.

### ✓ CLEAN

---

Ensure that your home is completely clean upon leaving the home. Clean the cabinets, refrigerators, and other appliances inside and out. Thoroughly clean out the garage. Schedule trash pick up prior to the day of closing. Leave your home the way you would like to find it if you were the buyer.

### ✓ ACCESS

---

Leave all house keys, remotes, gate keys, pool keys, guest house keys, shed/storage keys, and mailbox keys in a drawer in the kitchen.

### ✓ GATHER HOME PAPERWORK

---

Put together a packet of manuals, receipts, warranties, and copies of any upgrades or work that was done to the home.

### ✓ DOCUMENTS

---

Secure the Purchase Agreement and all closing documents concerning the home. Keep them in a safe place.

### ✓ LOCK UP

---

Ensure all blinds are closed, and lock the windows and doors.





# *What to* EXPECT

GREAT COMMUNICATION

HONESTY & TRANSPARENCY

INTEGRITY & RESPECT

LOCAL MARKET KNOWLEDGE

REACH YOUR REAL ESTATE GOALS



WWW.ROCKREALTYWI.COM



*Kayleigh Chrostowski*

REAL ESTATE AGENT

---

ROCK REALTY LLC