Stocks en entrepôt (Source: AAC)

13 mai 2022

Mkg	mai 22	mois précédent: avril 22	change %	change Mkg	année précédente: mai 21	change %	change Mkg	2 ans: mai 20
TOTAL	**55.3**	**56.2**	-1.6%	-0.9	**57.3**	-3.5%	-2.0	**57.5**
TOTAL excl DIV. & CUISSES	**43.7**	**44.2**	-1.1%	-0.5	**49.6**	-11.9%	-5.9	**48.8**
ENTIER	**1.1**	**1.4**	-21.6%	-0.3	**1.5**	-25.1%	-0.4	**2.0**
EN MORCEAUX	**23.0**	**22.7**	1.1%	0.3	**26.4**	-12.9%	-3.4	**30.4**
Cuisses	5.3	5.5	-4.2%	-0.2	5.1	3.3%	0.2	5.1
Poitrines	7.2	7.2	-0.2%	0.0	11.7	-38.1%	-4.4	12.5
Poitrines désossées	4.5	4.2	8.3%	0.3	6.4	-28.8%	-1.8	7.6
Poitrines autres	2.7	3.0	-12.0%	-0.4	5.3	-49.3%	-2.6	4.9
Ailes	6.9	6.7	3.2%	0.2	3.8	84.0%	3.2	6.7
Autres	3.6	3.3	9.0%	0.3	5.9	-39.0%	-2.3	6.1
TRANSFORMATION ADD.	**24.9**	**25.6**	-2.6%	-0.7	**26.8**	-7.3%	-2.0	**21.6**
Poitrines désossées	2.1	2.0	6.3%	0.1	2.3	-7.4%	-0.2	2.8
Autres	22.8	23.6	-3.4%	-0.8	24.6	-7.3%	-1.8	18.8
DIVERS	**6.4**	**6.5**	-2.4%	-0.2	**2.6**	142.1%	3.7	**3.5**

2019 2020 2021 2022

gamme de 5 ans

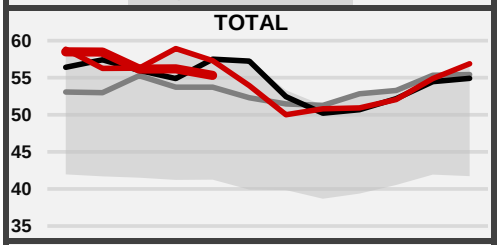

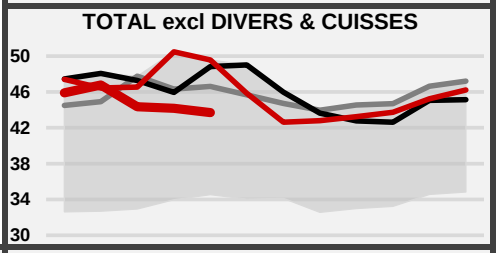

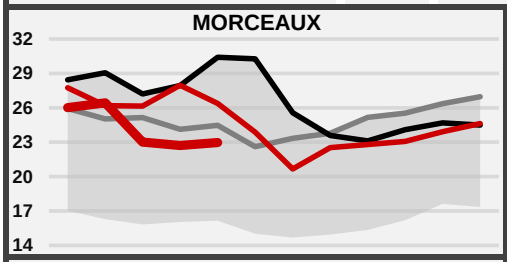

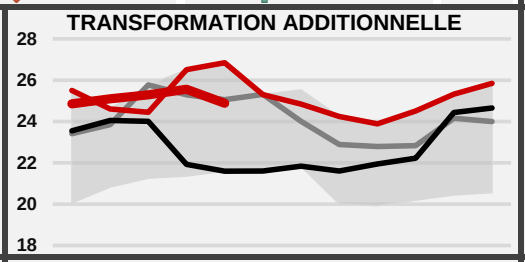

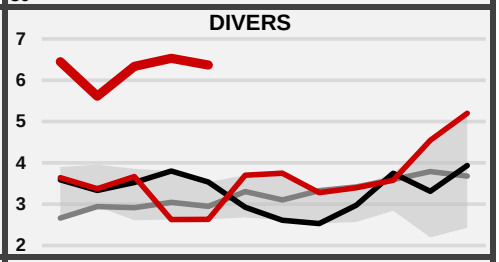

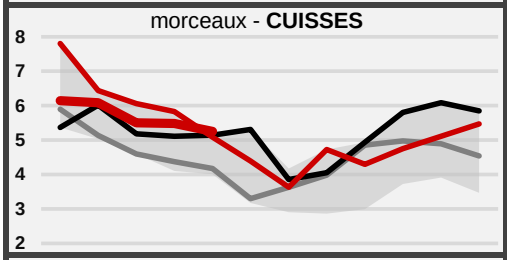

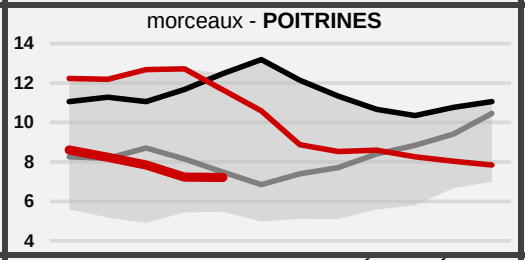

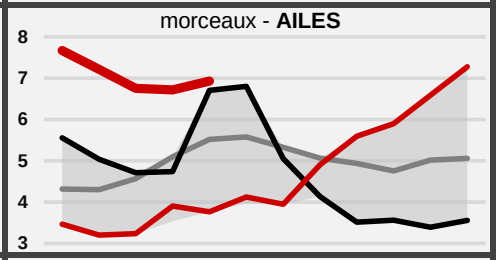

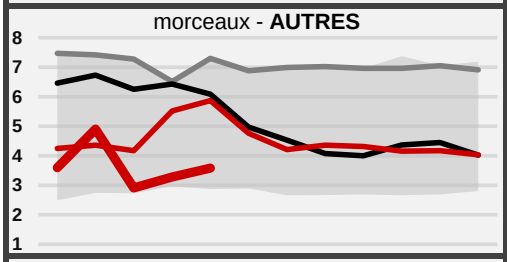

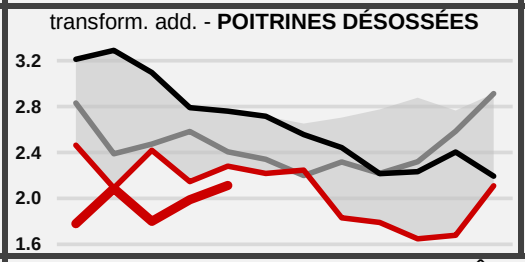

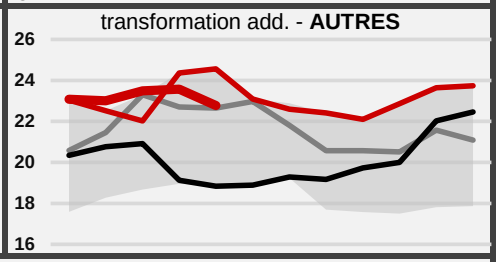

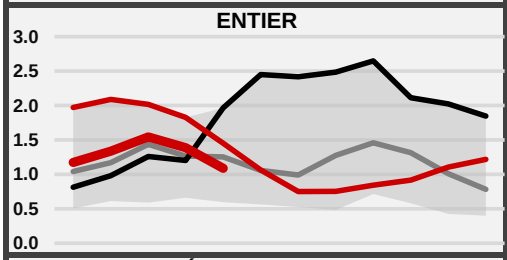



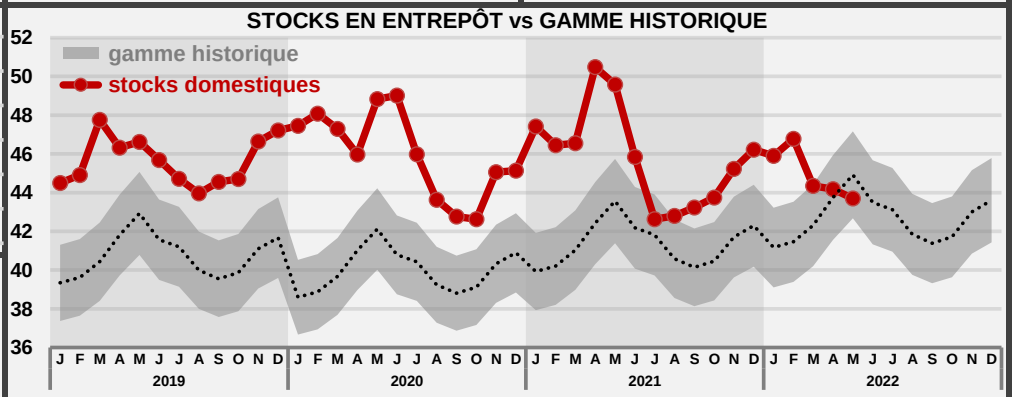

* Les **valeurs cibles** annuelles pour les stocks nationaux sont calculées au moyen du ratio entre la production nationale annuelle et les stocks nationaux annuels moyens, en utilisant les données des sept années les plus récentes. Les facteurs de saisonnalité des stocks mensuels, également calculés en utilisant les données des sept années les plus récentes (2015-2021), sont alors appliqués à la cible annuelle pour calculer les cibles mensuels. Les **marges historiques** sont établies à 5 % au-dessus et en dessous de la cible mensuelle.