Stocks en entrepôt (Source: AAC)

16 avr. 2026

Mkg	avril 26	mois précédent: mars 26	change %	change Mkg	année précédente: avril 25	change %	change Mkg	2 ans: avril 24
TOTAL	**60.7**	**58.5**	3.8%	2.2	**57.7**	5.3%	3.0	**66.6**
TOTAL excl DIV. & CUISSES	**53.9**	**52.7**	2.2%	1.2	**53.5**	0.7%	0.4	**59.2**
ENTIER	**1.0**	**1.0**	3.1%	0.0	**0.7**	43.6%	0.3	**0.7**
EN MORCEAUX	**23.8**	**22.7**	4.7%	1.1	**22.5**	5.5%	1.2	**28.6**
Cuisses	**2.9**	**2.5**	15.3%	0.4	**2.4**	20.0%	0.5	**4.3**
Poitrines	**9.3**	**10.2**	-9.3%	-1.0	**9.3**	-0.7%	-0.1	**10.6**
Poitrines désossées	5.6	6.3	-12.0%	-0.8	5.8	-4.7%	-0.3	6.3
Poitrines autres	3.7	3.9	-5.0%	-0.2	3.5	6.0%	0.2	4.3
Ailes	**4.9**	**3.9**	27.2%	1.1	**5.7**	-13.9%	-0.8	**9.2**
Autres	**6.7**	**6.1**	9.4%	0.6	**5.1**	32.0%	1.6	**4.5**
TRANSFORMATION ADD.	**32.0**	**31.5**	1.5%	0.5	**32.7**	-2.1%	-0.7	**34.3**
Poitrines désossées	**3.8**	**3.7**	3.2%	0.1	**3.1**	23.6%	0.7	**3.0**
Autres	**28.2**	**27.8**	1.3%	0.3	**29.6**	-4.8%	-1.4	**31.3**
DIVERS	**3.9**	**3.2**	20.6%	0.7	**1.7**	124.2%	2.2	**3.0**

2023 — 2024 — 2025 — 2026

gamme de 5 ans

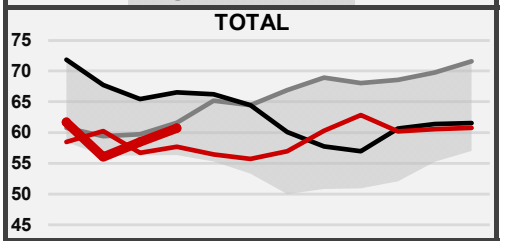

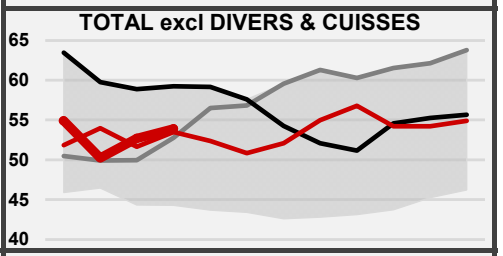

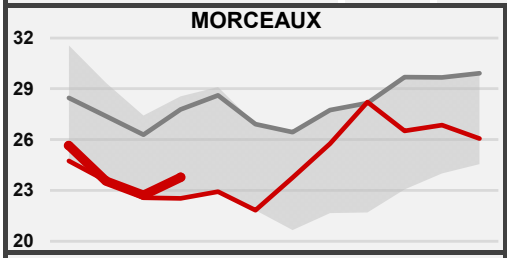

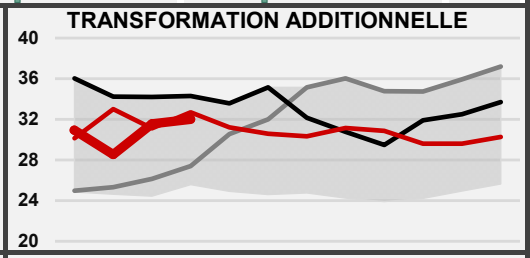

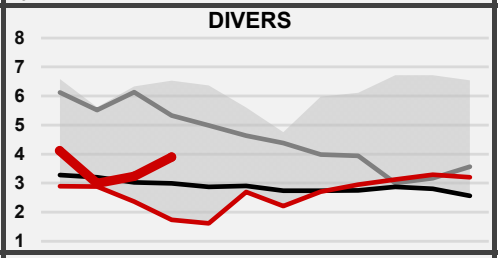

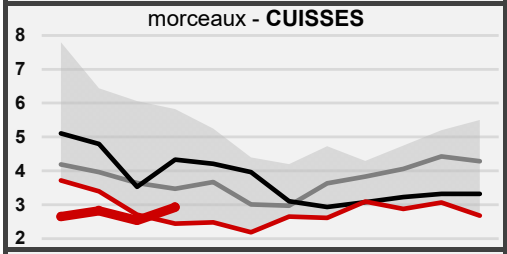

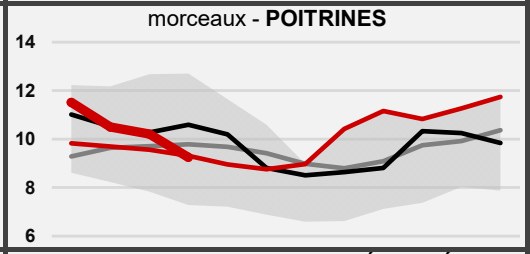

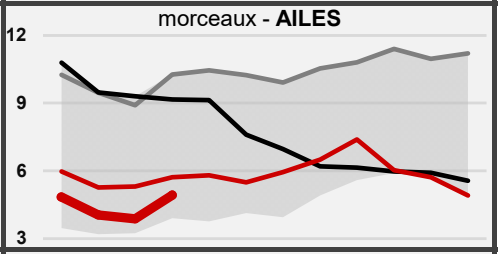

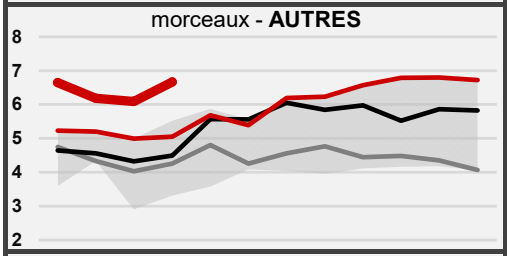

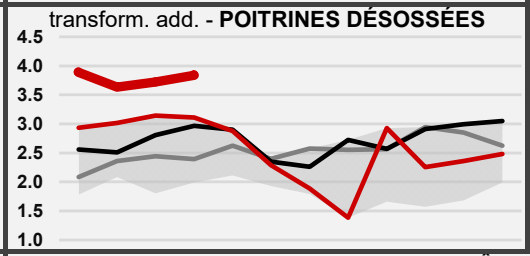

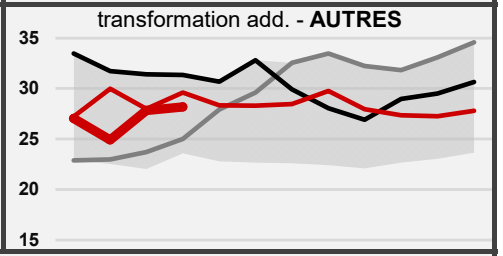

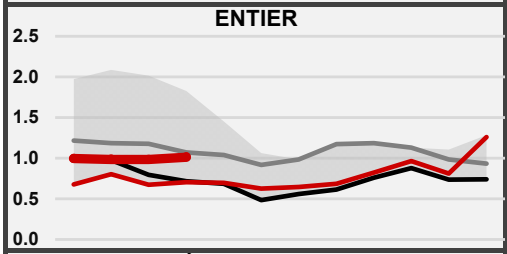

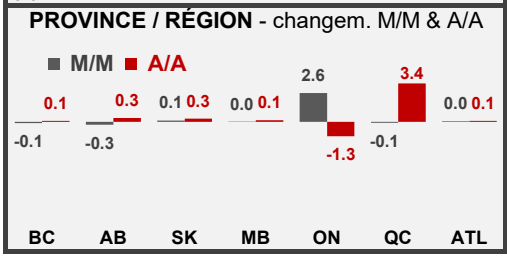

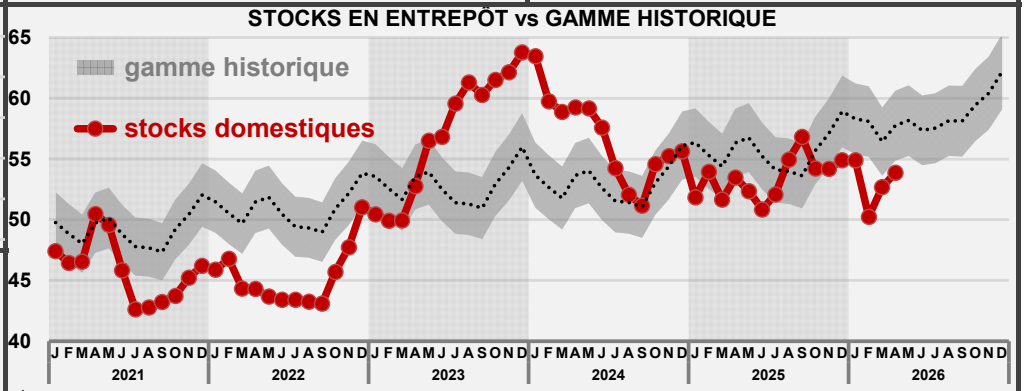

* Les **valeurs cibles** annuelles pour les stocks nationaux sont calculées au moyen du ratio entre la production nationale annuelle et les stocks nationaux annuels moyens, en utilisant les données des quatre années les plus récentes (2021-2024). Les facteurs de saisonnalité des stocks mensuels, également calculés en utilisant les données des quatre années les plus récentes, sont alors appliqués à la cible annuelle pour calculer les cibles mensuels. Les **marges historiques** sont établies à 5 % au-dessus et en dessous de la cible mensuelle.