Stocks en entrepôt (Source: AAC)

19 nov. 2025

Mkg	nov. 25	mois précédent: oct. 25	change %	change Mkg	année précédente: nov. 24	change %	change Mkg	2 ans: nov. 23
TOTAL	**60.6**	**60.2**	**0.6%**	**0.4**	**61.4**	**-1.3%**	**-0.8**	**69.7**
TOTAL excl DIV. & CUISSES	**54.2**	**54.2**	**0.0%**	**0.0**	**55.3**	**-1.9%**	**-1.1**	**62.1**
ENTIER	**0.8**	**1.0**	**-15.7%**	**-0.2**	**0.7**	**10.2%**	**0.1**	**1.0**
EN MORCEAUX	**26.9**	**26.5**	**1.3%**	**0.3**	**25.4**	**5.9%**	**1.5**	**29.7**
Cuisses	**3.1**	**2.9**	**6.6%**	**0.2**	**3.3**	**-7.7%**	**-0.3**	**4.4**
Poitrines	**11.3**	**10.8**	**4.0%**	**0.4**	**10.2**	**10.0%**	**1.0**	**9.9**
Poitrines désossées	7.9	7.5	4.9%	0.4	6.3	25.7%	1.6	5.9
Poitrines autres	3.4	3.3	2.1%	0.1	4.0	-14.7%	-0.6	4.0
Ailes	**5.7**	**6.0**	**-5.0%**	**-0.3**	**5.9**	**-3.3%**	**-0.2**	**11.0**
Autres	**6.8**	**6.8**	**0.2%**	**0.0**	**5.9**	**15.9%**	**0.9**	**4.3**
TRANSFORMATION ADD.	**29.6**	**29.6**	**0.0%**	**0.0**	**32.5**	**-8.9%**	**-2.9**	**35.9**
Poitrines désossées	**2.4**	**2.3**	**4.6%**	**0.1**	**3.0**	**-21.1%**	**-0.6**	**2.9**
Autres	**27.2**	**27.3**	**-0.4%**	**-0.1**	**29.5**	**-7.6%**	**-2.3**	**33.1**
DIVERS	**3.3**	**3.1**	**5.3%**	**0.2**	**2.8**	**17.5%**	**0.5**	**3.2**

2022 — 2023 — 2024 — 2025

gamme de 5 ans

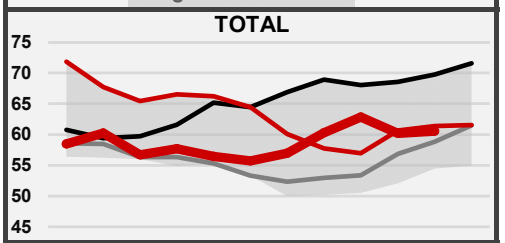

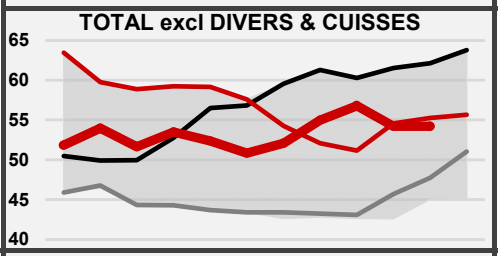

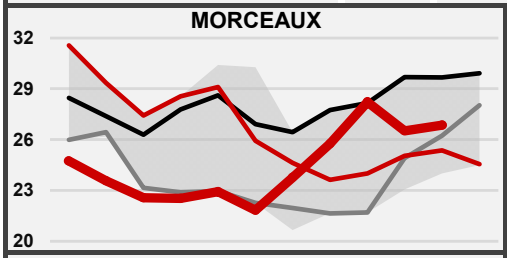

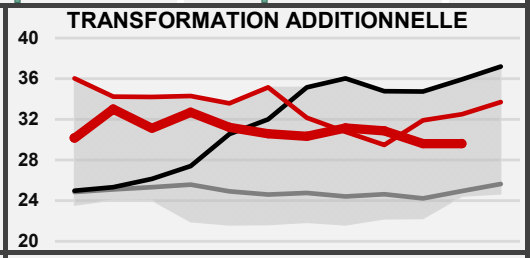

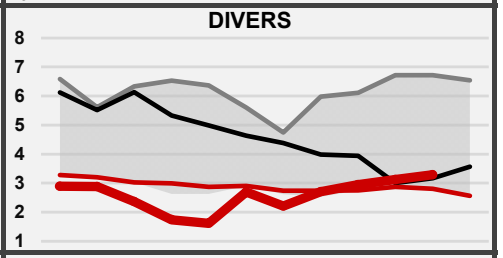

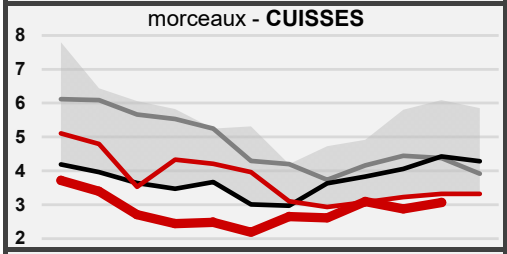

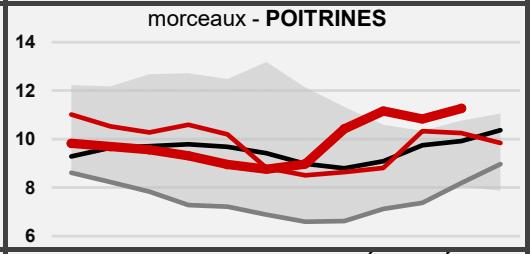

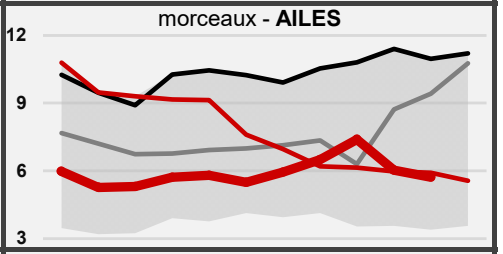

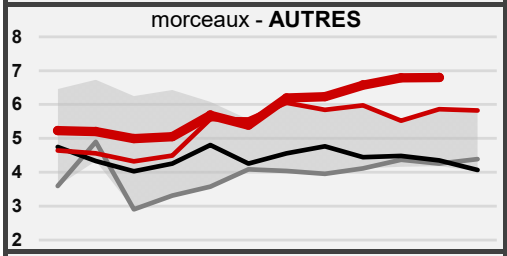

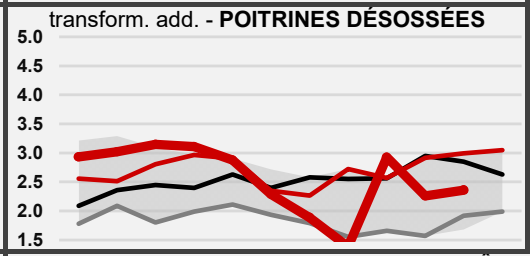

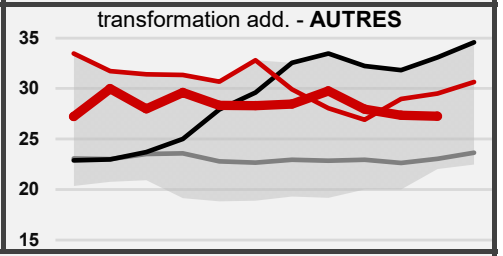

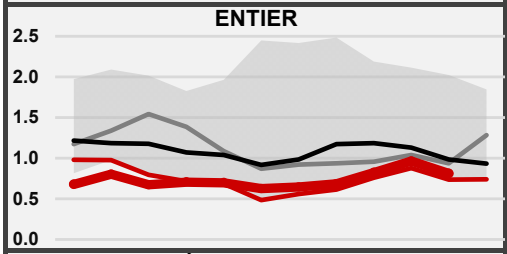

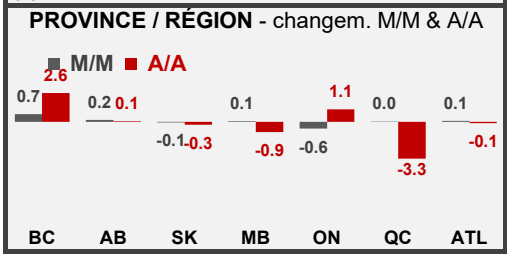

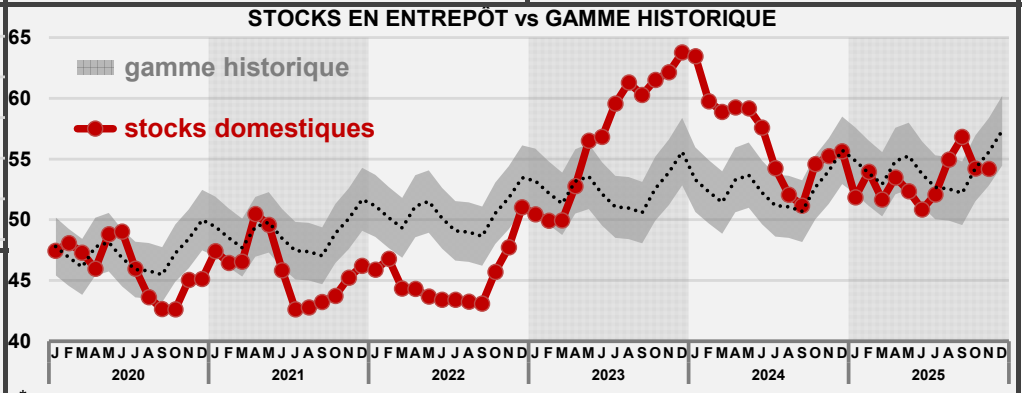

* Les **valeurs cibles** annuelles pour les stocks nationaux sont calculées au moyen du ratio entre la production nationale annuelle et les stocks nationaux annuels moyens, en utilisant les données des quatre années les plus récentes (2021-2024). Les facteurs de saisonnalité des stocks mensuels, également calculés en utilisant les données des quatre années les plus récentes, sont alors appliqués à la cible annuelle pour calculer les cibles mensuels. Les **marges historiques** sont établies à 5 % au-dessus et en dessous de la cible mensuelle.