

Accounts Payable AP Automation

Microsoft Dynamics 365 Business Central

Power BI Dashboards, December 2024



Gold Enterprise Resource Planning
Gold Small and Midmarket Cloud Solutions
Silver Cloud Customer Relationship Management



Proud to partner with
Microsoft for Startups

www.d365.Global

PRESENTATION BY



d365.Global

Your Dynamics 365 Project Partner

Invoice Count

Total269

Open191

Paid43

Draft35

Overdue226

Total\$1.53M

Invoice Status

Status

Open

Paid

Draft

43(15.99%)

35(13.01%)

191(71%)

Invoice Count by Vendor | Month

Vendor

Fabrikam, I...

First Up C...

Graphic D...

Mainfreight

Nod Publi...

Wide Worl...

2022

2023

2024

Invoice | Aging Chart

Number of days

Over 90 days

0-30 days

268

1

Invoice Count

Overdue Invoices | Aging Chart

Number of days

Over 90 days

0-30 days

225

1

Overdue Invoices

Average Processing Time | Days

Average Processing Time

97

17

32

60

92

110

80

95

24

95

16

0

44

78

75

268

0

Month-Year

Invoice	Vendor Name	Status	Invoice Date	Due Date	Total Amount	Processing Time
108218	Fabrikam, Inc.	Paid	01/01/2022	01/01/2022	\$1,136	455
108222	Fabrikam, Inc.	Paid	01/01/2022	01/01/2022	\$1,400	455
108431	Fabrikam, Inc.	Paid	20/01/2023	31/03/2024	\$2,045	268
108297	Fabrikam, Inc.	Paid	12/06/2022	12/06/2022	\$2,840	110
108322	Fabrikam, Inc.	Paid	12/08/2022	12/08/2022	\$2,556	95
108347	Fabrikam, Inc.	Paid	12/10/2022	12/10/2022	\$2,556	95
108236	Graphic Design Institute	Paid	15/01/2022	15/01/2022	\$810	93
108284	Fabrikam, Inc.	Paid	12/05/2022	12/05/2022	\$2,556	92
108272	Fabrikam, Inc.	Paid	12/04/2022	12/04/2022	\$3,124	91
108409	Graphic Design Institute	Paid	10/03/2023	30/04/2023	\$2,520	82
108309	Fabrikam, Inc.	Paid	12/07/2022	12/07/2022	\$2,272	80
108415	Graphic Design Institute	Paid	15/03/2023	30/04/2023	\$1,296	77
108418	Graphic Design Institute	Paid	16/03/2023	30/04/2023	\$2,240	76
108419	Graphic Design Institute	Paid	17/03/2023	30/04/2023	\$6,400	75
108421	Graphic Design Institute	Paid	01/04/2023	31/05/2023	\$956	75
Total					\$1,526,292.14	

Visualizations

Build visual

Visualizations

Measure

Measure2

Measure3

agedAccountsPayables

agedAccountsReceiva...

DataTable

purchaseInvoices

purchaseLines

purchaseReceipts

VendorLedgerEntry

VendorTable

Data

Search

Measure

Measure2

Measure3

agedAccountsPayables

agedAccountsReceiva...

DataTable

purchaseInvoices

purchaseLines

purchaseReceipts

VendorLedgerEntry

VendorTable

Values

Add data fields here

Drill through

Cross-report

Keep all filters

Add drill-through fields here

FileHomeInsertModelingViewOptimizeHelp

Themes

Page view
Scale to fit

Mobile layout
Mobile

Gridlines
Snap to grid
Lock objects
Page options

Filters
Bookmarks
Selection
Performance analyzer
Sync slicers
Show panes

Compliance Rate | Agreed Terms

Vendor	Total Deliveries	Compliant Deliveries	Compliance Delivery Rate	Compliance Status
First Up Consultants	63	7	11.11%	Non-Compliant
Graphic Design Institute	67	2	2.99%	Non-Compliant
Mainfreight	30	6	20.00%	Non-Compliant
Nod Publishers	40	3	7.50%	Non-Compliant
Wide World Importers	54	4	7.41%	Non-Compliant
Total	254	22	8.66%	

Vendor Score

Vendor Name	Score
Mainfreight	27.32
Graphic Design Institute	11.95
Nod Publishers	6.45
First Up Consultants	5.31
Wide World Importers	4.76

Total Invoice Amount | Vendors

Vendor Name	Amount Invoiced
Wide World Importers	\$0.40M
Nod Publishers	\$0.38M
Mainfreight	\$0.17M
Graphic Design Institute	\$0.17M
First Up Consultants	\$0.12M

Vendor

Select all

First Up Consultants

Graphic Design Institute

Mainfreight

Nod Publishers

Wide World Importers

Total Invoice Amount

\$1.25M

Total Payment Amount

\$202.12K

Remaining Amount

-\$1.04M

Invoice Count | Vendors

Vendor Name	TotalDeliveries
Graphic Design Institute	67
First Up Consultants	63
Wide World Importers	54
Nod Publishers	40
Mainfreight	30

Total Payment Amount | Vendors

Vendor Name	Amount Paid
Nod Publishers	\$77K
Graphic Design Institute	\$46K
Wide World Importers	\$37K
Mainfreight	\$28K
First Up Consultants	\$14K

Visualizations

Build visual

Filters

Values

Add data fields here

Drill through

Cross-report

Keep all filters

Add drill-through fields here

Data

Search

_Measure

_Measure2

_Measure3

agedAccountsPayables

agedAccountsReceiva...

DataTable

purchaseInvoices

purchaseLines

purchaseReceipts

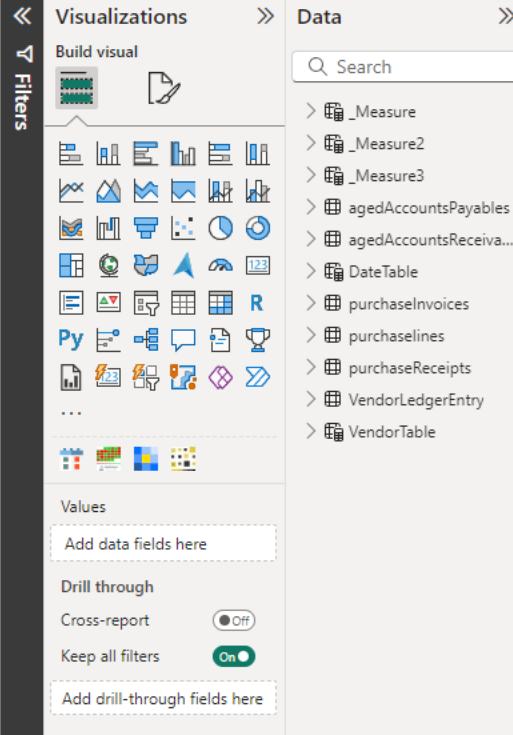
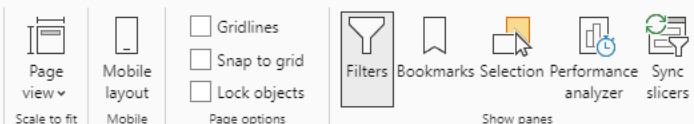
VendorLedgerEntry

VendorTable

Page 2 of 6

AP Invoice Processing ReportAP Vendor Performance Report xPayment Accuracy HeatmapAP Payment Forecast ReportDue Payments CalanderAP KPI Dashboard

116%



				AP Invoice Processing Report	AP Vendor Performance Report	Payment Accuracy Heatmap ^x	AP Payment Forecast Report	Due Payments Calander	AP KPI Dashboard	
--	---	---	---	------------------------------	------------------------------	---------------------------------------	----------------------------	-----------------------	------------------	---

FileHomeInsertModelingViewOptimizeHelp

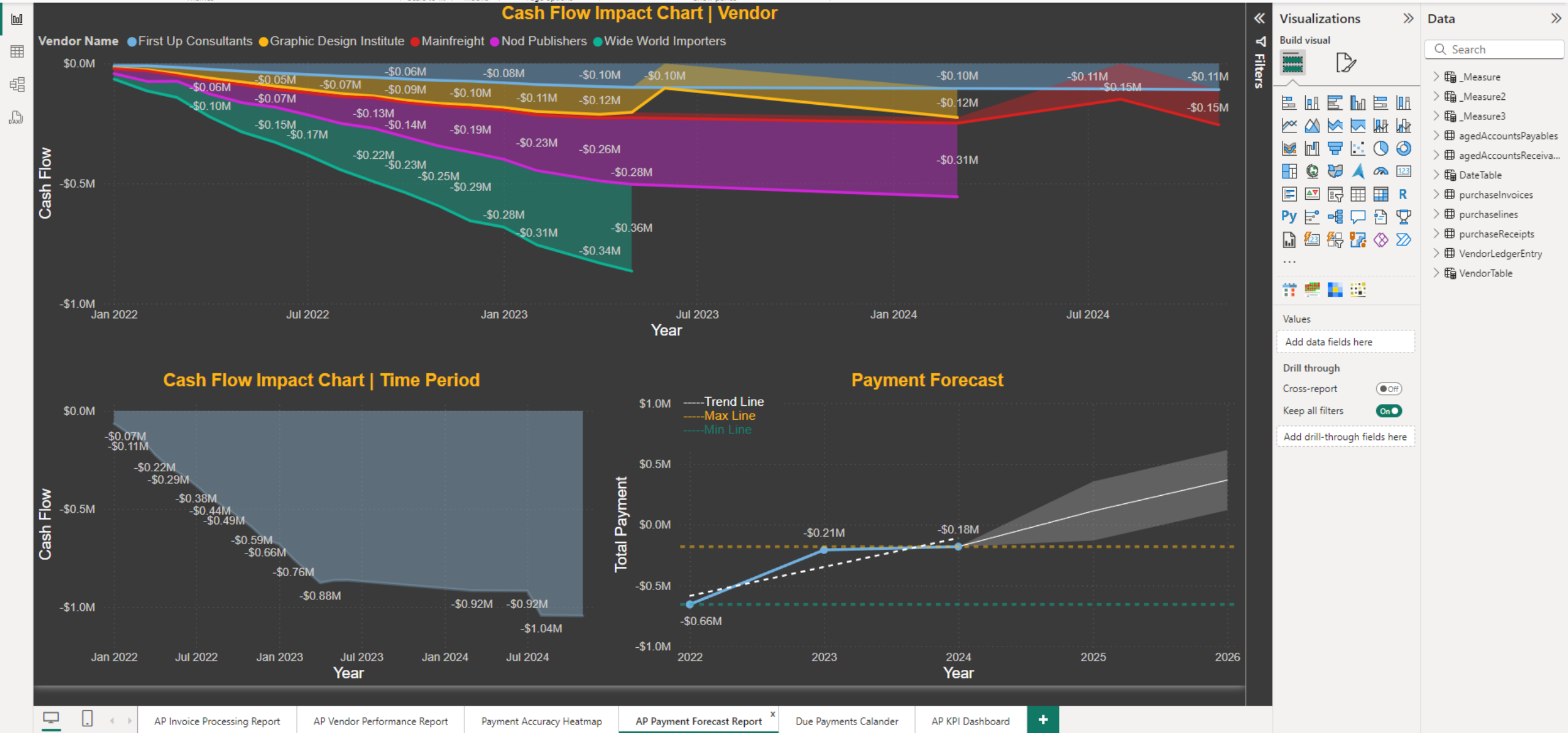
Themes

Page view
Scale to fit

Mobile layout
Mobile

Page options
☐ Gridlines
☐ Snap to grid
☐ Lock objects

Show panes
☐ Filters
☐ Bookmarks
☐ Selection
☐ Performance analyzer
☐ Sync
☐ Slicers



FileHomeInsertModelingViewOptimizeHelp

Themes

Page view
Scale to fit

Mobile layout
Mobile

Gridlines
Snap to grid
Lock objects
Page options

Filters

Bookmarks

Selection

Performance analyzer

Sync
slicers

Due Payments Calendar

Vendors

First Up Consultants

Graphic Design Institute

Nod Publishers

Wide World Importers

Mainfreight

<

>

Today

January 2022

Month

Week

Day

List

Sun	Mon	Tue	Wed	Thu	Fri	Sat
26	27	28	29	30	31	1 <div>First Up Consultants</div> <div>Graphic Design Institute</div> <div>Nod Publishers</div> <div>Wide World Importers</div> <div>Nod Publishers</div> <div>Wide World Importers</div> <div>Mainfreight</div> <div>First Up Consultants</div> <div>Wide World Importers</div> <div>First Up Consultants</div> <div>Mainfreight</div>

2	3	4	5	6	7	8
9 First Up Consultants Wide World Importers	10 Graphic Design Institute	11 First Up Consultants	12 Nod Publishers Mainfreight	13 Nod Publishers	14 First Up Consultants	15 Graphic Design Institute Wide World Importers
16 Wide World Importers Graphic Design Institute	17 Graphic Design Institute	18	19	20 Mainfreight	21	22

Visualizations

Build visual

Filters

Data

Search

> _Measure

> _Measure2

> _Measure3

> agedAccountsPayables

> agedAccountsReceiva...

> DataTable

> purchaseInvoices

> purchaselines

> purchaseReceipts

> VendorLedgerEntry

> VendorTable

Values

Add data fields here

Drill through

Cross-report

Keep all filters

Add drill-through fields here

AP Invoice Processing Report

AP Vendor Performance Report

Payment Accuracy Heatmap

AP Payment Forecast Report

Due Payments Calander

AP KPI Dashboard

FileHomeInsertModelingViewOptimizeHelp

Themes

Page view
Scale to fit

Mobile layout
Mobile

Gridlines
Snap to grid
Lock objects
Page options

Filters
Bookmarks
Selection
Performance analyzer
Sync
slicers

Share

