



LG PuriCare™ | Air Purifier



Slim and Powerful: Air Purification Solution

LG PuriCare™ AeroBooster Air Purifier

SCAN HERE
to know more



Stronger Purification Performance



360° Purification

Purifies the air 360° around you, in every direction, no matter where you place it.



Dual airflow and Clean Booster


Delivers purified air from both the top and bottom of the body, helping to eliminate pollutants faster.



UVnano

UVnano light removes 99.998% of harmful bacteria on the surface of the fan blades

* Tested by KOTTI, using UV LED (low wind, 1 hour) on the upper and lower fans, removes Staphylococcus aureus(ATCC 6538p): Top 99.999%, Bottom 99.999%, Klebsiella pneumoniae(ATCC 4352): Top 99.999%, Bottom 99.999%, Staphylococcus epidermidis(ATCC 12228): Top 99.999%, Bottom 99.998%



Ionizer

With the air ionizer, harmful substances are neutralized, ensuring a clean and healthy environment


* Tested by TÜV Rheinland, 100mm distance max concentration 5,000,000, Antibacterial performance (Escherichia coli) Average 99.5%

Multi-Filtration System

Eliminates
99.9% of Bacteria & Virus
99.999% Dust



Pre-Filter



HEPA Filter




Harmful Gas
Care Filter




3-Step Filtration for Complete Protection

Inflow air go through 360° filtration system which eliminates ultra-fine dust, allergens and total harmful gas



Pre-Filter

Filters out big particles



HEPA Filter

Filters out particles as
small as 0.01 microns



Harmful Gas
Care Filter

Filters out indoor odors,
Smog & airborne
chemicals (NO², SO²)

Premium Design

Slim and Premium Design

Refined design

Slim profile allows for easy placement in tight spaces, while premium design adds a touch of class and sophistication.



Space saver

Takes up 40% less floor space compared to conventional 360° Single models, allowing it to be easily placed anywhere with access to a power source.

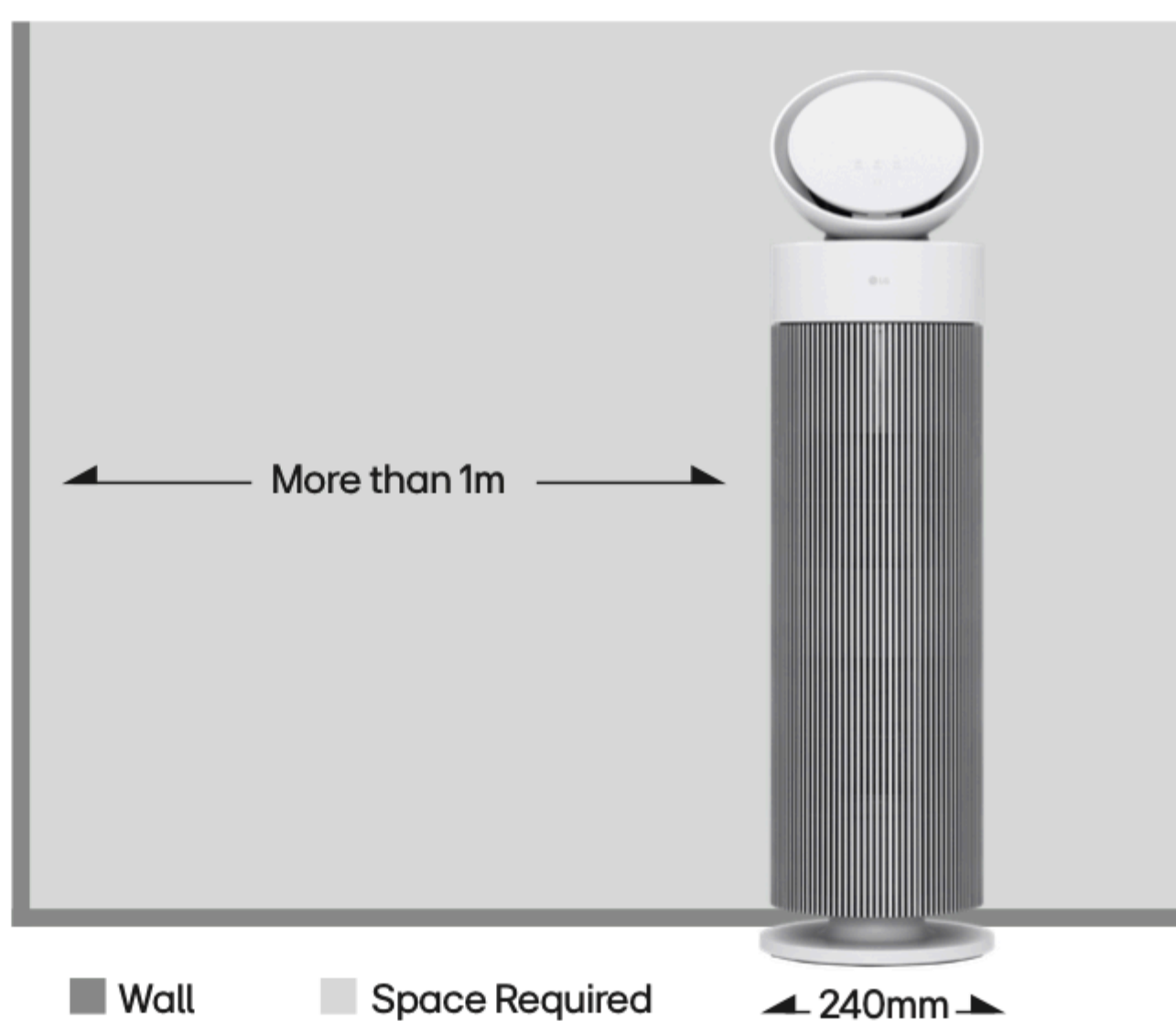

* Floor area: approximately 40.31% reduction in floor area compared to the LG conventional 360 single model.
- LG conventional 360 single model (343mm): approximately 92,401.31 mm²
- AeroBooster model (265mm): approximately 55,154.59 mm²

Breathe easy, read easy

Enjoy effortless control, thanks to a simplified and intuitive display.



Space Saver



Easy-to-clean

Easy-to-clean air purifier

One-Touch detachable head

Parts where dust accumulates can be easily removed,
which enables quick and convenient cleaning



Remove the Detachable Head

Simply press the one-touch release to detach the
head part



Clean the Dust

Wipe or rinse the removed parts for effortless main-
tenance, ensuring optimal performance.

Filter replacement reminder

Get smart notifications for filter replacement.



Low Noise


Brightness Sensor

Automatically adjusts the purifier's lighting and display brightness

Low Noise

Peacefully Purify with Gentle Wind

AeroBooster's air filtration is powerful yet gentle. Purify your air while maintaining a peaceful environment with AeroBooster's gentle wind at just 21dB*. Rest assured that your peace will never be disturbed.



120dB
Car Klaxon



60dB
Inside a quiet car



50dB
Library



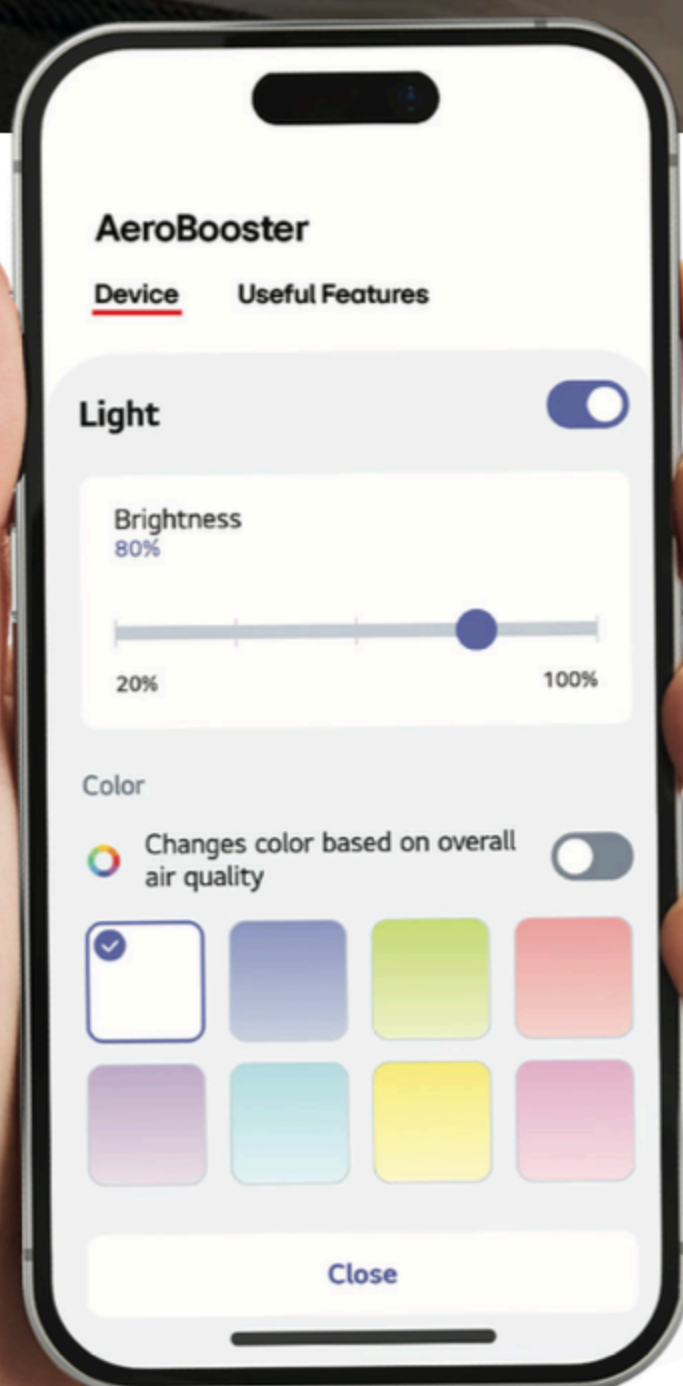
21dB
Puricare™
AeroBooster

*21dB Low sound / similar to rustling leaves

Mood Lighting

Set The Mood with Colorful Lighting

Create the perfect ambiance with colorful lighting that's easily controlled with the press of a button or changes the color and control the brightness via LG ThinQ app. Choose from various colors to match your mood and space.



Brightness Control

You can easily control the mood lighting brightness with the LG ThinQ App. Create the perfect ambiance for any occasion.

Mood Lighting Colors

You can change the color of the mood lighting using the LG ThinQ App. A total of 8 colors are available.



Smart Sensor & Indicator

Smart Sensor



The PM 1.0 sensor provides real-time air quality updates that can be monitored on the display or via the mobile app.


Smart Indicator

A smart indicator light on the head displays the overall air quality, monitoring both odors and dust particles.



AI+ Smart Air Control

In energy-saving mode, fan speed is auto-adjusted and energy consumption can be reduced by over 49% compared to auto mode.



*AI+ Energy Saving

-Test application number: KR24J9U2 001

-Test date: '24.10.24~'24.10.25

-Target model: AS55*G***

-Test agency: TUV Rheinland

-Test conditions: Temperature 23±5°C, Humidity 55±15%

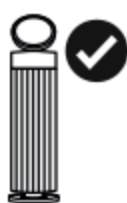
-Test method: Integrated Power Consumption of each operation mode. (8 hours after 15 minutes from the start of each operation mode)

-Test result: AI+ mode for the air purifier has 49% higher energy saving performance than Smart+ mode (Integrated Power Consumption (Wh): AI+ Mode 28.260Wh Vs. Smart+ Mode 56.085Wh)

Take Control of Your Environment

LG ThinQ

Use the LG ThinQ App to remotely activate your LG Puricare™ AeroBooster, track filter usage, and monitor indoor air quality, ensuring you and your family enjoy cleaner, fresher air anytime.



Air Quality Check



Fan Speed and
Swing Control



Purifier Power
Control & Schedule



AI+ mode and
Brightness Sensor



Mood Light
color setting



Hassle Free Self-Service Maintenance Service

Keep your LG PuriCare™ running at its best with our hassle-free maintenance service. Breathe easy knowing we've got it covered for you, ensuring fresh and clean air without any stress!

Self Service
for

5 OR **7**
Years Years


Service Frequency
Once Every

6
Months



1. Getting Ready

Turn off power, lay plastic sheets on the ground.



2. Remove & Clean

Remove the air purifier cover, take out the used filters, and clean the unit.



3. Clean the PM 1.0 Sensor

Use a cotton bud & gently clean the leas of the PM 1.0 Sensor.



4. Replace Ultra-Fine Filter

Replace new Ultra-Fine Filter. (Once every 6 months)



5. Replace HEPA Filter

Replace new HEPA Filter. (Annually)



6. Reassemble & Power On

Put the air purifier cover back on after installing the new filters & turn on power.



7. Reset Upper Filter

Press and hold the SPEED and INDICATOR buttons simultaneously for 3 seconds or more.



8. Reset Lower Filter


Press and hold the INDICATOR and SLEEP TIMER buttons simultaneously for 3 seconds or more.



9. Maintenance Complete

Self Service maintenance is done

Product Specification



Basic Spec	Model		AS55GGWX0
	Colour		Essence White
	Display(Method)		LED + Touch Button
	Applicable Area (m²)		52.8
	CADR (m²/hr)		411
	Noise (High/Low, dB)		52(Turbo) / 21(Sleep)
	Power Supply (V/Hz)		220V / 50Hz
Deimension & Weight	Product Weight (kg)		9.2
	Product Dimensions - WxHxD (mm)		240 x 997 x 240
Feature	Ionizer		Yes
	Uvnano		Yes
	Mood Lighting (LG ThinQ)		Yes
	Child Lock		Yes
	Fan Mode / Clean Booster Steps		5 steps (Auto/ Low/ Middle/ High/ Turbo)
	Smart Indicator (Air Quality)		4 Steps(Very Bad→Good) Red/Orange/Yellow/Green
	Booster	Swing Angle	140°
		Distance (m)	5
Detachable		Yes	
Filter	Filter		Aero Series V Filter (2pcs) , Pre Filter
	Filter Grade		H13
Smart Feature	ThinQ(Wi-Fi)		Yes
	Smart Diagnostics		Yes
	AQI Status / Report		Yes
	Filter Life Monitoring		Yes
	Auto On / Off		Yes

*Images are for illustration purpose only and may differ from actual products. For continual products development, LG reserves the right to change specifications, availability and pricing without further notice.

LG Electronics Hotline : 1800-18-7874

[f LGMalaysia](#)
[lg_malaysia](#)
[LGMalaysia](#)
[lgmalaysia](#)
[lg.com/my](#)

LG Electronics (M) Sdn. Bhd. 200001003055 (Co. No. 505660-U) (A932279)

Level 30, Mercu Aspire, KL Eco City, 59200 Kuala Lumpur, Federal Territory of Kuala Lumpur, Malaysia

Life's Good.