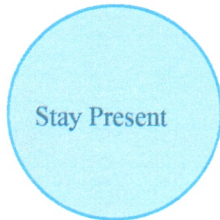


■ Bottom-Up Processing for Anxiety Relief



■ What is Bottom-Up Processing?

Bottom-up processing starts with raw sensory input—what you see, hear, feel, taste, or smell—and builds meaning from the present moment. It helps anchor your mind to the here and now.

■ Why It Helps with Anxiety

Anxiety often pulls us into the future with worry or into the past with fear. Bottom-up processing grounds us by reconnecting attention to immediate sensations, reducing overthinking and calming the nervous system.

■ How to Practice

- Engage your senses: Notice colors, textures, and shapes around you.
- ■ Focus on breathing: Feel the rhythm of your breath.
- Grounding (5-4-3-2-1): 5 things you see, 4 feel, 3 hear, 2 smell, 1 taste.
- Gentle movement: Walk, stretch, or tap to connect with your body.
- Mindful observation: Study one object with curiosity.

■ Benefits

- ✓ ■ Reduces overthinking and racing thoughts
- ✓ ■ Activates relaxation response
- ✓ ■ Builds emotional resilience

✓■ Helps redirect focus to the present

■ Practicing bottom-up processing daily helps your brain find calm and balance. Like tending a garden, small moments of grounding grow into lasting peace. ■

Brain Areas Involved in Bottom-Up Processing

Bottom-up processing begins with raw sensory input and moves upward through the brain, constructing meaning step by step. Several key brain regions are central to this process:

1. Primary Sensory Cortices

- Visual Cortex (Occipital Lobe): Processes light, color, and shape.
- Auditory Cortex (Temporal Lobe): Interprets sound frequency, tone, and volume.
- Somatosensory Cortex (Parietal Lobe): Handles touch, temperature, pressure, and pain.
- Olfactory Bulb: Processes smell directly.
- Gustatory Cortex (Insula/Frontal Operculum): Processes taste.

2. Thalamus (Relay Station)

The thalamus directs most sensory input (except smell) to the appropriate primary sensory cortex, acting like a traffic controller for the brain.

3. Brainstem and Midbrain Structures

- Superior Colliculus: Guides eye movements and visual attention.
 - Inferior Colliculus: Processes auditory information before higher-level interpretation.
- These structures allow rapid, reflexive responses before conscious thought.

4. Association Cortices

Secondary and association regions (temporal and parietal lobes) integrate multiple senses. For example, combining sight and sound when watching someone speak. This builds richer representations.

5. Amygdala and Emotional Processing

The amygdala receives direct sensory input from the thalamus. This enables fast, bottom-up emotional reactions (like startling at a loud noise) even before conscious awareness.

Putting It Together

Flow: Sensory Organs → Brainstem/Midbrain → Thalamus → Primary Sensory Cortices → Association Cortices → Higher Interpretation.

Impact on Anxiety: Bottom-up processing emphasizes raw perception, helping us stay in the present instead of being swept away by top-down worries and predictions.

Bottom-Up Processing for Anxiety

1. Breath-Based Practices

- Diaphragmatic (deep belly) breathing: Activates the parasympathetic nervous system to calm arousal.
- Box breathing: Equal inhale, hold, exhale, hold (e.g., 4–4–4–4 count).
- Physiological sigh: Two short inhales followed by a long exhale, shown to reduce stress quickly.
- Extended exhalations: Longer exhalations relative to inhalations promote relaxation.

2. Somatic Awareness and Regulation

- Body scanning: Bringing attention to sensations to build interoceptive awareness.
- Progressive muscle relaxation: Tensing and releasing muscles to reduce tension.
- Orienting response: Gently scanning the environment to signal safety to the nervous system.
- Tactile grounding: Using textures or physical touch (like rubbing hands together) to anchor awareness.

3. Movement and Embodiment

- Yoga and stretching: Promote regulation by linking breath, posture, and movement.
- Tai Chi / Qigong: Slow, mindful movement that soothes the nervous system.
- Walking or rhythmic movement: Steady bilateral stimulation can reduce anxiety.
- Shaking or trembling (as in TRE – Tension & Trauma Releasing Exercises): Discharges stored stress.

4. Sensory-Based Interventions

- Soothing sensory input: Warm showers, weighted blankets, calming sounds.
- Cold exposure (e.g., splash of cold water, ice cube in hand): Can reset physiological arousal.
- Aromatherapy (lavender, chamomile): Engages the olfactory system linked to emotional regulation.
- Music or sound therapy: Slow, rhythmic sounds can entrain heart rate and calm the nervous system.

5. Vagal Nerve Stimulation Practices

- Humming, chanting, or singing: Vibrations stimulate the vagus nerve.
- Gargling or splashing face with cold water: Engages vagal pathways.
- Slow, rhythmic breathing: Enhances vagal tone and promotes safety signals.

6. Eye and Attention Techniques

- Eye movement exercises (like in EMDR): Engage bilateral stimulation to reduce anxious arousal.
- Soft gaze: Relaxing eye muscles can reduce sympathetic activation.
- Visual grounding: Focusing on colors, shapes, or details in the environment to anchor awareness.

7. Touch and Co-Regulation

- Self-soothing touch: Hand on chest, gentle pressure, or hugging oneself.
- Weighted blankets or compression clothing: Provide grounding pressure.
- Safe social touch (hugging a loved one, holding hands): Co-regulation reduces anxiety.
- Pets/animals: Physical presence and touch help regulate stress.

Effects of Meditation on the Brain

Structural Changes in the Brain

- Increased Gray Matter Volume – Meditation is linked with thicker gray matter in areas like the hippocampus and prefrontal cortex, supporting learning, memory, and resilience.
- Reduced Amygdala Size – Regular practice shrinks the amygdala, lowering stress and fear responses.
- Strengthened Connectivity – Meditation enhances communication between the prefrontal cortex and other regions, improving self-regulation and decision-making.

Functional Effects

- Enhanced Attention and Focus – Increases activity in the anterior cingulate cortex and prefrontal areas, leading to better concentration and working memory.
- Emotion Regulation – Prefrontal activation balances amygdala activity, supporting calmness and emotional stability.
- Default Mode Network (DMN) Changes – Reduced activity in the DMN leads to less rumination and more presence.

Brainwave Activity

- Alpha Waves (8–12 Hz) – Linked to relaxation and reduced stress.
- Theta Waves (4–8 Hz) – Associated with creativity, intuition, and deep calm in meditative states.
- Gamma Waves (>30 Hz) – Surges observed in experienced meditators, reflecting heightened awareness and integration.

Psychological and Cognitive Benefits

- Reduces stress, anxiety, and depression.
- Enhances emotional regulation and resilience.
- Increases compassion, empathy, and presence.
- Supports brain health and slows age-related decline.

Meditation transforms the brain by reducing stress reactivity, enhancing clarity and focus, and building stronger neural connections. Over time, it cultivates both psychological well-being and higher states of awareness.

Key Effects:

- Increased gray matter in areas supporting learning and memory.
- Reduced amygdala size, lowering stress and fear responses.
- Strengthened connections between prefrontal cortex and other regions.
- Enhanced attention, focus, and emotional regulation.
- Decreased Default Mode Network activity, leading to less rumination.

Sound Frequencies for Reducing Anxiety and Enhancing Higher Consciousness

Certain sound frequencies have been associated with calming the nervous system, reducing anxiety, and fostering expanded states of consciousness. These frequencies are often explored through sound therapy, binaural beats, meditation, and healing music traditions. Below is a list of commonly referenced frequencies.

Key Frequencies

- 174 Hz – Promotes pain relief, stress reduction, and deep relaxation.
- 285 Hz – Supports cellular healing and regeneration.
- 333 Hz – Symbolically associated with spiritual guidance, harmony, and balancing mind, body, and spirit.
- 396 Hz – Helps release fear, guilt, and negative emotional patterns.
- 417 Hz – Encourages change, emotional release, and resilience.
- 432 Hz – Known as the 'natural tuning'; promotes harmony, balance, and relaxation.
- 528 Hz – Associated with transformation, love, and DNA repair; sometimes called the 'Miracle Tone'.
- 639 Hz – Enhances relationships, compassion, and emotional healing.
- 741 Hz – Supports intuition, problem-solving, and self-expression.
- 852 Hz – Linked with awakening intuition, higher consciousness, and spiritual awareness.
- 888 Hz – Represents abundance, alignment, and infinite balance; fosters deep relaxation and inner expansion.
- 963 Hz – Sometimes referred to as the 'frequency of the pineal gland'; promotes unity and higher states of consciousness.
- 1111 Hz – Often seen as a gateway frequency linked with awakening, manifestation, and higher spiritual alignment.
- Theta brainwave (4–8 Hz) – Induces deep meditation, creativity, and calm awareness.
- Alpha brainwave (8–12 Hz) – Encourages relaxation, stress reduction, and mental clarity.

Note

These frequencies are not medical treatments but supportive practices. They can be used alongside meditation, sound baths, or mindful listening. For significant anxiety or trauma, professional guidance is recommended.

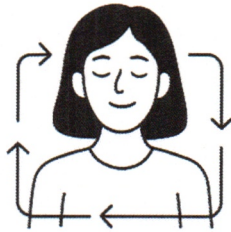
BREATHWORK FOR ANXIETY RELIEF

Breathwork is a practice of intentional, controlled breathing that can be effective in reducing anxiety by activating the body's relaxation response, calming the nervous system, and helping to ground the mind in the present.

HOW IT HELPS

- Regulates the breath, heart rate, and nervous system
- Shifts focus away from anxious thoughts
- Promotes a sense of calm and well-being

EXAMPLES



BOX BREATHING

Inhale for 4, hold for 4, exhale for 4, hold for 4



4-7-8 BREATHING

Inhale for 4, hold for 7, exhale 8



ALTERNATE NOSTRIL BREATHING

Close one nostril, inhale, switch nostrils, exhale



DIAPHRAGMATIC BREATHING

Breathe deeply into the lungs

Breathwork is simple, free, and can be practiced anywhere. Just a few minutes of mindful breathing can shift the body and mind into a more relaxed state. Regular practice can help manage anxiety long-term.

HOW TO PRACTICE CHAIR YOGA

A STEP-BY-STEP GUIDE

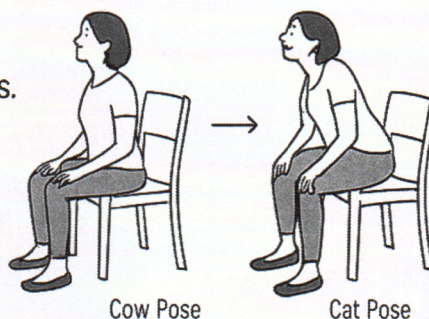
1. SEATED MOUNTAIN

Sit up tall with your feet flat on the floor, hip-width apart. Keep your knees at a 90-degree angle. Straighten your back and relax your shoulders. Let your arms hang down by your sides, palms facing inward.



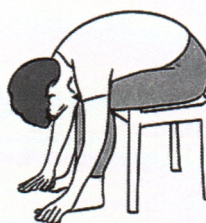
2. CAT-COW

Place your hands on your knees. Inhale, arch your spine, and look up for Cow Pose. Exhale, round your back, and tuck your chin to your chest for Cat Pose.



3. SEATED FORWARD FOLD

With your feet flat on the floor, exhale and hinge at your hips. Lower your torso over your thighs. Bring your hands to the floor.



4. SEATED TWIST

Place your right hand on your left knee. Put your left hand on the back of the chair. Twist your torso to the left, sitting tall. Repeat on the other side.

