



VAULT SMP

SCALP MICROPIGMENTATION

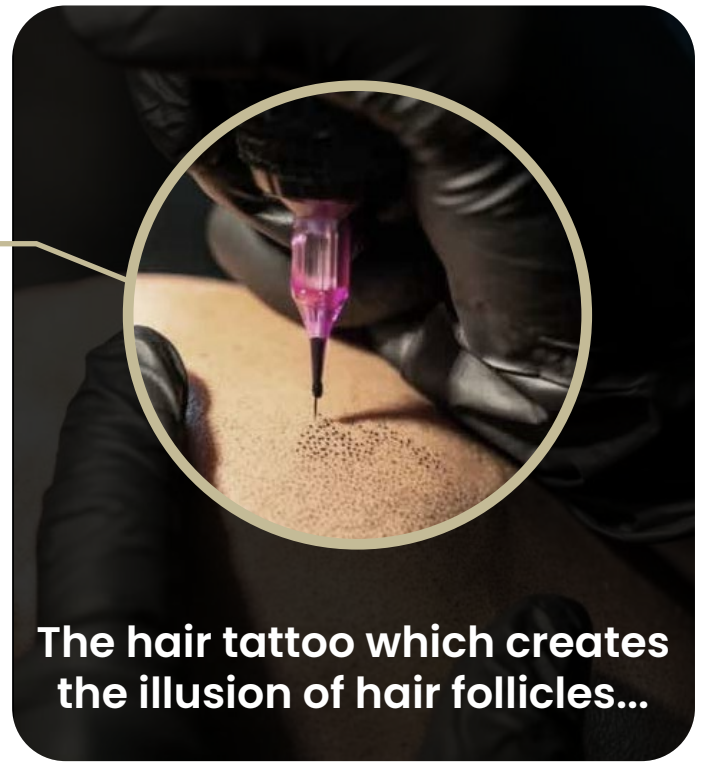
The cosmetic hair tattoo!

***Get your
confidence
back!***



What is Scalp Micropigmentation?

All You Need to Know About America's Fastest Growing Solution to Hair Loss...



These ink dots are known as "impressions", which perfectly replicate the appearance of hair follicles and can be used to:

1. Create a brand **new hairline**
2. **Add density** to thinning hair
3. **Conceal** bald patches or scarring on the head



3 sessions needed for a complete result...

Each session serves a clear, distinct purpose in achieving the desired final look.

Session 1: laying the foundations & structuring the hairline

Session 2: packing the density (this is where things really start to take shape).

Session 3: final adjustments to ensure the perfect, natural result.

After the 3rd session, touch-ups are recommended every 2-3 years to keep the colour looking sharp.

The final result is flawless...

Just take a look at what can be achieved with scalp micropigmentation.

Our technicians are the best in the world when it comes to delivering natural scalp micropigmentation.



The SMP process

*Scalp micropigmentation
from start to finish in 3 easy steps*

STEP 1

Get a free quote



To start, our expert will need to access your hair loss situation to determine the best solution. There are two easy ways to do this: you can visit us for a free consultation, or send us images of your hair loss and schedule a free phone consultation. Your hair loss solution is reviewed by a certified scalp micropigmentation expert, who will guide you from beginning to end – with a customized treatment plan. The expert will simulate a hairline to match your desired look. This hairline mockup allows you to see exactly what the treatment will look like on you.

STEP 2

Book your spot



After you are completely satisfied with the hair loss treatment plan – we schedule your treatment. Typically, you'll require 2-3 sessions, scheduled 10-14 days apart to get a perfect result.

STEP 3

Hair Loss Vanquished



It's treatment time! The 1st session is used to lay the foundation of replicated hair follicles. After the first session, you will notice an immediate difference and a full look appearing. The 2nd and 3rd sessions are used to add additional layers of density to create the appearance of full, short hair, and eliminate any sign of hair loss. We spend a lot of time blending into your existing hair for a seamless and natural look. We can make minor adjustments to the hairline in these sessions as well. After your final treatment, our expert will provide you with aftercare instructions and you won't need to come back for around 4-6 years.

Questions & Answers

How soon can I have the procedure?

We believe this is a very important decision in your life. Whilst we are confident you will love the results, we insist on a cooling off period of a minimum of 24hrs between consultation and treatment. This allows you to be committed and prepared.

How long should I expect my treatment sessions to take?

The human head has an astonishing 2000 follicles per square inch. Not surprising, then, that it usually takes a minimum of three sessions to achieve your final desired look. As part of our results-focused approach, we apply a lighter pigment during treatment number 1. In session 2, we adjust to obtain a perfect match whilst adding density and the crucial blend into a natural hairline. In subsequent sessions, we focus on completing the appearance and adding detail.

What are the hygiene standards in your clinics?

Our clinics adhere stringently to the Health Protection Unit's standards for infection control practices. Sterile medical gloves are used and single-use needles are disposed of immediately after use into sharps containers.

What qualifications do your practitioners have?

All of our practitioners are fully qualified to USA standards for micropigmentation treatments. They also carry full practitioners' insurance.

Will it Fade?

The pigment will fade slightly over the first 4 weeks before achieving your target shade.

I'm nervous about how we design my hairline...

We will work with you using a wax pencil to craft the hairline that you want. Some clients will want a firmly defined hairline where others prefer soft, jagged looks – or perhaps even a mature, slightly receding effect. In general, we advise a soft line for the first treatment, with adjustments made to reach perfection during the following treatments.

How painful is the procedure?

The procedure should not be described in any way as painful. Using a pain scale (see below), the procedure usually ranks in the 1-3 range.

Rating Pain Level

0	No Pain
1-3	Mild Pain (nagging, annoying, interfering little w/ADLs)
4-6	Moderate Pain (interferes significantly with ADLs)
7-10	Severe Pain (disabling; unable to perform ADLs)

I prefer to avoid any pain - can I take a painkiller?

If you're keen to minimize any pain or discomfort, we recommend you take a paracetamol an hour before the treatment.

Will the pain continue after the treatment is finished?

Happily, no. The discomfort is only during the actual medical tattoo procedure - and it does tend to be considered discomfort rather than pain.

Is it a good idea to try the Patch Test first?

We can apply a few dots to a discreet part of your scalp to test for allergic reactions. We can do this at your consultation, if you want to avoid a special trip for the test.

What's the downtime?

Following the treatment, your body will immediately begin to repair the 'damage' through homeostasis, manufacturing platelet-filled scabs at the dot sites. This is hardened by additional fibrin over the next several hours. These 'scabs' will fall away naturally in the days after the treatment, leaving your scalp looking fresher and follicle-full!

How often will I need to shave?

Most of our clients go for a freshly-shaved or 'buzzed' look, so they shave every 3-5 days, saving a fortune on barber visits! Letting your hair grow will give away the secret ;-)

How flexible can you be about appointment scheduling?

We understand that you'll want the treatments to impact your work and family life as little as possible. Many of our clients fly in for treatments, so we ensure we are flexible, open late and at weekends, and have a highly effective booking system.

Is there a long waiting list?

We try to be as light on our feet as possible. We know that when the decision has been made, you'll be keen to get the process underway ASAP. We stay busy, so expect a minimum of a 1-2 week waiting period depending on your chosen clinic and flexibility with appointments.

What age restrictions are there?

This is a treatment suited to all ages. We often treat clients in their 60s and 70s. At the other end of the scale, we're able to treat alopecia sufferers from age 12 – assuming we have full parental consent.

Caring for my scalp?

We'll make sure you have full verbal and written after-care guidelines, but in reality, after-care is straightforward. Sweaty exercise is not recommended in the 5 days after treatment; nor is shaving or washing the scalp. You'll also need to wear a good sunscreen and avoid chlorinated swimming pools for a month.

What about on-going hair loss?

Our method of truly blending into your remaining hair with decreasing intensity means that the noticeability of future loss is minimized. The treatment can be topped-up to maintain the fuller look. As top-up treatments are less labor intensive for the scalp, any ongoing treatments aren't too tough on your wallet, either.



Meet the owner

Marc Palumbo entered into the scalp micropigmentation industry after realizing the huge impact it has on the quality of life and confidence of both men and women.

With a skillset that would allow him to utilize the high attention to detail and perfectionist traits, Marc have the ultimate goal of helping as many people as possible. Marc is a certified SMP practitioner, so it's safe to say you can feel confident that he has the steady hand-eye coordination to deliver only the best results for your procedure.

He treats each SMP client and procedure with the care and craftsmanship it demands, executing each treatment with flawless precision. We asked Marc what advice would give to a new patient or someone considering Scalp Micropigmentation treatments. Here's what he has to say:

"Please be mindful when you are shopping around and comparing clinics, that not all are created equal..."

A high-quality SMP treatment center should have the following:

1. Certification of SMP training
2. Body art practitioner license on display
3. Bloodborne pathogens certification
4. County health permit
5. Clean and sterile environment with a sink
6. Packaged needles that can be opened in front of the client
7. Barrier protection during treatment (nitrile gloves, mask, barrier tape, and guards on SMP treatment device)
8. Proof of Insurance



What happens now?

Let's discuss the **treatment**.
Choose an option below to
speak with us now!

CALL NOW!

WHATSAPP US



What our clients say

Keith M

During my visit at Vault SMP I was greeted with professionalism, Marc was very welcoming. He truly is a master of his craft. Highly recommend his services to all!!!

Steve K

I had my doubts...I was scared that this would look fake, but Marc made it look so natural that my wife and kids were convinced that had real hair! If you're looking for a natural look, this is the place! It was clear from the first session that Marc is not out to make a quick buck. He genuinely cares about his clients and realizes that we have to live with this for the foreseeable future and he makes sure that he puts every effort to make us look our best. He values his reputation and is not going to do you wrong! He has truly mastered his profession and I recommend him 100%.

Leslie G


Marc attention to detail is exactly what I was looking for. Making this decision is a big deal especially cause it's permanent. I could not be happier with the results. For anyone else that is considering SMP he is definitely your professional. You will not be disappointed.


**VAULT
SMP**




Contact us

Call us to book a free, no-obligation consultation assessment with one of our skilled artists to discuss how Scalp Micropigmentation can help with your hair loss.


 439 Main Street,
Harleysville, PA 19438

 484 250 4803

 mpalumbo23@gmail.com

 mpalumbo23@gmail.com

prodigodayspa.com

 @mpalumboprodigo

